

Labour market policy – expenditure and participants

Data 2008

2010 edition

CONTENTS

A INTRODUCTION	5
A.1 Important remarks	7
A.2 Key to symbols and abbreviations	10
B EXPENDITURE	11
B.1 LMP expenditure by type of action and expenditure indicators, 2008	12
B.1.1 <i>LMP expenditure by category</i>	12
B.1.2 <i>Share of LMP expenditure by category</i>	13
B.1.3 <i>LMP expenditure as a percentage of GDP</i>	14
B.1.4 <i>LMP expenditure per person wanting to work (in PPS)</i>	16
B.2 LMP expenditure by type, 2008	18
B.2.1 <i>LMP expenditure by type (LMP measures, categories 2-7)</i>	18
B.2.2 <i>LMP expenditure by type (LMP supports, categories 8-9)</i>	19
B.2.3 <i>Share of LMP expenditure by type (LMP measures, categories 2-7)</i>	20
B.2.4 <i>Share of LMP expenditure by type (LMP supports, categories 8-9)</i>	21
B.3 LMP expenditure by intervention and by type of action, 2008	
B.3.1 <i>Belgium</i>	22
B.3.2 <i>Bulgaria</i>	26
B.3.3 <i>Czech Republic</i>	29
B.3.4 <i>Denmark</i>	30
B.3.5 <i>Germany</i>	31
B.3.6 <i>Estonia</i>	34
B.3.7 <i>Ireland</i>	35
B.3.8 <i>Greece</i>	37
B.3.9 <i>Spain</i>	40
B.3.10 <i>France</i>	42
B.3.11 <i>Italy</i>	45
B.3.12 <i>Cyprus</i>	48
B.3.13 <i>Latvia</i>	50
B.3.14 <i>Lithuania</i>	52
B.3.15 <i>Luxembourg</i>	53
B.3.16 <i>Hungary</i>	55
B.3.17 <i>Malta</i>	56
B.3.18 <i>Netherlands</i>	57
B.3.19 <i>Austria</i>	59
B.3.20 <i>Poland</i>	61
B.3.21 <i>Portugal</i>	63
B.3.22 <i>Romania</i>	66
B.3.23 <i>Slovenia</i>	68
B.3.24 <i>Slovakia</i>	70
B.3.25 <i>Finland</i>	72
B.3.26 <i>Sweden</i>	74
B.3.27 <i>United Kingdom</i>	76
B.3.28 <i>Norway</i>	78
B.4 LMP expenditure at constant price levels, 1998-2008	79
B.4.1 <i>LMP expenditure at constant price levels, total (categories 1-9)</i>	79
B.4.2 <i>LMP expenditure at constant price levels, services (category 1)</i>	80
B.4.3 <i>LMP expenditure at constant price levels, measures (categories 2-7)</i>	81
B.4.4 <i>LMP expenditure at constant price levels, supports (categories 8-9)</i>	82

C PARTICIPANTS	83
C.1 LMP stocks by type of action, 2008	84
C.1.1 LMP stocks by category (total)	84
C.1.2 LMP stocks by category (under 25s)	85
C.1.3 LMP stocks by category (women)	86
C.1.4 Share of LMP stocks by category (total)	87
C.1.5 Share of LMP stocks by category (under 25s)	88
C.1.6 Share of LMP stocks by category (women)	89
C.2 LMP entrants by type of action, 2008	90
C.2.1 LMP entrants by category (total)	90
C.2.2 LMP entrants by category (under 25s)	91
C.2.3 LMP entrants by category (women)	92
C.2.4 Share of LMP entrants by category (total)	93
C.2.5 Share of LMP entrants by category (under 25s)	94
C.2.6 Share of LMP entrants by category (women)	95
C.3 Participant indicators, 2008	
C.3.1 Activation/support	96
C.3.2 Activation/support (men)	97
C.3.3 Activation/support (women)	98
C.3.4 Activation of registered unemployed	99
C.3.5 Activation of registered unemployed (men)	100
C.3.6 Activation of registered unemployed (women)	101
C.3.7 Activation of long-term registered unemployed	102
C.3.8 Activation of long-term registered unemployed (men)	103
C.3.9 Activation of long-term registered unemployed (women)	104
C.3.10 Timely activation	105
C.3.11 Timely activation (men)	106
C.3.12 Timely activation (women)	107
C.4 LMP participants by intervention and by type of action, 2008	
C.4.1 Belgium	108
C.4.2 Bulgaria	113
C.4.3 Czech Republic	117
C.4.4 Denmark	119
C.4.5 Germany	121
C.4.6 Estonia	125
C.4.7 Ireland	127
C.4.8 Greece	129
C.4.9 Spain	134
C.4.10 France	137
C.4.11 Italy	141
C.4.12 Cyprus	146
C.4.13 Latvia	149
C.4.14 Lithuania	151
C.4.15 Luxembourg	153
C.4.16 Hungary	155
C.4.17 Malta	157
C.4.18 Netherlands	159
C.4.19 Austria	161
C.4.20 Poland	164
C.4.21 Portugal	167
C.4.22 Romania	171
C.4.23 Slovenia	173
C.4.24 Slovakia	175
C.4.25 Finland	177
C.4.26 Sweden	179
C.4.27 United Kingdom	182

C.4.28	<i>Norway</i>	184
C.5	LMP stocks by type of intervention, 1998-2008	186
C.5.1	<i>Stocks of participants in LMP measures (categories 2-7), total</i>	186
C.5.2	<i>Stocks of participants in LMP measures (categories 2-7), under 25s</i>	187
C.5.3	<i>Stocks of participants in LMP measures (categories 2-7), women</i>	188
C.5.4	<i>Stocks of participants in LMP supports (categories 8-9), total</i>	189
C.5.5	<i>Stocks of participants in LMP supports (categories 8-9), under 25s</i>	190
C.5.6	<i>Stocks of participants in LMP supports (categories 8-9), women</i>	191
D	EXTERNAL AND REFERENCE DATA	193
D.1	GDP, exchange rates, purchasing power parities and price deflator	194
D.1.1	<i>GDP, exchange rates and purchasing power parities, 2008</i>	194
D.1.2	<i>Price deflator: Household and NPISH final consumption expenditure, 1998-2008</i>	195
D.2	Numbers of unemployed and other jobseekers, 2008	196
D.2.1	<i>Registered jobseekers and registered unemployed, all ages</i>	196
D.2.2	<i>Registered jobseekers and registered unemployed, youth (under 25s)</i>	197
D.2.3	<i>Registered unemployed by sex, age and duration of unemployment, all ages</i>	198
D.2.4	<i>Registered unemployed by sex, age and duration of unemployment, youth (under 25s)</i>	199
D.2.5	<i>Registered unemployed by sex, age and duration of unemployment, adults (25+)</i>	200
D.2.6	<i>ILO unemployed, labour reserve and population wanting to work, total aged 15-64</i>	201
D.2.7	<i>ILO unemployed, labour reserve and population wanting to work, men aged 15-64</i>	202
D.2.8	<i>ILO unemployed, labour reserve and population wanting to work, women aged 15-64</i>	203
E	REFERENCE INFORMATION	205
E.1	LMP questionnaire	206
E.2	Classification by type of action	208
E.3	Breakdown by type of expenditure	209
E.4	Abbreviations by country	210
E.5	National data sources (expenditure)	213
E.6	National data sources (participants)	217

Labour market policy (LMP) statistics provide information on *labour market interventions*¹, which are government actions to help and support the unemployed and other disadvantaged groups in the transition from unemployment or inactivity to work. Except where otherwise specified, all data shown in this publication are derived from Eurostat's LMP database².

The scope of LMP statistics is limited to interventions that are explicitly targeted at groups of persons with difficulties in the labour market. The primary target groups in most countries are those people who are registered as unemployed by national Public Employment Services (PES) or who are currently employed but at risk of involuntary job loss due to difficult economic circumstances for their employer – a situation that is particularly relevant in the current crisis. However, policy objectives at European and national levels are increasingly focused not only on these groups but on a wider range of people that face disadvantages and barriers that may prevent them from joining or rejoining the labour force – for example, women re-entering work after a family break, young people looking for their first job, older workers and disabled workers. Therefore, people currently considered as inactive but who would like to enter the labour market are also treated as an important LMP target group.

Each country has a different approach to LMP and implements interventions that are customised to the situation of the national labour market and the different groups of people that are struggling to find work. Information on national interventions is collected annually from administrative sources in each country and is then categorised according to the Eurostat LMP methodology³ in order to ensure that the information on LMP interventions undertaken across Europe is presented in a way that is as consistent and comparable as possible between types of interventions and countries and through time.

LMP interventions are classified by type of action into three broad types – services, measures and supports – and into 9 detailed categories.

LMP services cover all services and activities of the Public Employment Services (PES) together with any other publicly funded services for jobseekers. Services include the provision of information and guidance about jobs, training and other opportunities that are available and advice on how to get a job (e.g. assistance with preparing CVs, interview techniques, etc.).

1. Labour market services

LMP measures cover interventions that aim to provide people with new skills or experience of work in order

to improve their employability or that encourage employers to create new jobs and take on unemployed people and other target groups. Measures include various forms of intervention that "activate" the unemployed and other groups by obliging them to participate in some form of activity in addition to basic job search, with the aim of improving their chances of finding regular employment afterwards. They are mostly short-term and temporary actions but ongoing support for jobs that would otherwise not be sustained in the regular labour market is also covered.

2. Training
3. Job rotation and job sharing
4. Employment incentives
5. Supported employment and rehabilitation
6. Direct job creation
7. Start-up incentives

LMP supports cover financial assistance that aims to compensate individuals for loss of wage or salary and to support them during job-search (i.e. mostly unemployment benefits) or which facilitates early retirement.

8. Out-of-work income maintenance and support
9. Early retirement

LMP statistics include information on the expenditure and participants of each intervention:

- *Expenditure*: Data on expenditure cover the direct costs of each LMP intervention – public expenditure that may include cash payments transferred either directly (benefits for individuals or subsidies to employers) or as reimbursements for costs incurred; the value of directly provided goods and services (e.g. the cost of training courses); or the value of revenue foregone through reductions in obligatory levies (e.g. temporary exemption to social security contributions for employers taking on an unemployed person). Any other indirect costs are considered as part of the administration costs of an intervention and are covered only in sub-category 1.2 Other activities of the PES (Public Employment Services).

- *Participants*: Various observations of participants in LMP interventions are collected. Stock data (annual average) refer to the average number of persons participating in an intervention at a given moment during the year and are usually calculated from the administrative data as an average of the stock at the end of each month. The annual average stock can also be interpreted as the number of person-years of participation in an intervention. Flow data describe the number of people joining (entrants) or leaving an intervention (exits) during the year. Each new start or ending spell of participation is counted so that the same individual may be counted more than once.

LMP indicators and the European Employment Strategy (EES)

LMP statistics are an important source of data for monitoring of Guideline 19 of the European Employment Strategy (EES) which advocates active and preventive labour market measures as part of an integrated policy approach towards full employment and inclusive labour markets for job-seekers and disadvantaged people.

Six EES indicators⁴ are based on LMP data and are included in this publication:

19.M2 Activation/Support (see Tables C.3.1 - C.3.3): Number of participants in regular activation measures (LMP categories 2-7) /in assisted activation programmes (LMP sub-category 1.1.2) /number of recipients of supports (LMP categories 8-9) divided by the number of persons wanting to work (ILO unemployed plus labour reserve).

19.A3 Activation of registered unemployed (see Tables C.3.4 - C.3.6): Stock of participants in regular activation measures (LMP categories 2-7) that were previously registered unemployed divided by the stock of registered unemployed plus the stock of participants in regular activation measures that were previously registered unemployed and whose unemployment spell is broken by participation in a regular activation measure.

19.M4 Activation of long-term registered unemployed (see Tables C.3.7 - C.3.9): Stock of participants in regular activation measures (LMP categories 2-7) that were previously long-term registered unemployed divided by the stock of long-term registered unemployed plus the stock of participants in regular activation measures that were previously long-term registered unemployed and whose unemployment spell is broken by participation in a regular activation measure. Long-term unemployed = 12+ months for adults (25+) and 6+ months for youth (<25).

19.A2 Timely activation (see Tables C.3.10 - C.3.12): The proportion of entrants in regular activation measures (LMP categories 2-7) or assisted activation programmes (LMP sub-category 1.1.2) taken up by persons not yet long-term unemployed (Target value 100% = full compliance)
Method: $(A-B)/A \%$
A = Total entrants
B = Long-term unemployed entrants (12+ months for adults 25+ and 6+ months for youth <25)

19.A5 LMP expenditure (see Table B.1.3): LMP expenditure as % of GDP

19.A6 LMP expenditure per person wanting to work (see Table B.1.4): Expenditure on LMP divided by the number of persons wanting to work (ILO unemployed plus labour reserve)

Coherence with the OECD LMP database

In 2004, the OECD adopted Eurostat's methodology (classifications and guidelines) by means of an official communication addressed to all OECD member countries. Since then, data on LMP expenditure and participants published by the OECD in "Employment Outlook" for the EU countries and Norway have been collected and carefully validated annually by Eurostat before being sent, together with all related metadata, to the OECD.

The only divergence between the two databases is in category 1 (Labour market services), where OECD prefers to maintain a different coverage and has, for some countries, either supplemented or excluded parts of the Eurostat data. Eurostat's definition of category 1 "Labour market services" is designed to collect the total expenditure of the Public Employment Services (PES) and to then disaggregate this figure to identify "client services" and particularly "individual case-management" services, which are highly relevant to the activation/prevention approach of the European Employment Strategy. Eurostat's approach means that the costs of benefit administration are not included when this function is undertaken by organisations other than the PES. OECD, on the other hand, attempts to include benefit administration for all countries, irrespective of the organisation responsible. Moreover, for some countries, it also excludes PES expenditure on functions considered to be outside the scope of LMP.

A.1 Important remarks

1. Source of data

Unless otherwise specified, all data presented in this publication were extracted from the Eurostat LMP database² in the period 10-20 July 2010.

2. LMP Methodology

The LMP data collection has a comprehensive methodology which defines the scope of the data collection, the statistical unit and coverage, describes the classification system and gives precise guidelines on the data to be provided. Users of LMP data are recommended to refer to this methodology in order to facilitate interpretation of the data included in this publication. The methodology is available at the Eurostat website³.

3. Labour market policy statistics – qualitative reports

In addition to the quantitative data on expenditure and participants presented here, the LMP database includes valuable qualitative information describing each intervention, how it works, the main target groups, etc. These descriptions help to put the quantitative data into context and can be extremely useful for researchers. These qualitative data are compiled into a series of "Labour market policy statistics: Qualitative Reports" and produced as separate volumes for each country/year³.

4. Coverage

It is intended that data in this publication cover all LMP interventions in each country including those of autonomous regions, which may be significant.

Germany: In Germany, the Länder carry out some important LMP activities independently of the federal actions but data are not available to report on these in any detail. However, many of the activities of the Länder are supported by the ESF (European Social Fund) and the LMP data for 2000-2006 include a single entry (DE-84) covering this expenditure and the related participants. Unfortunately changes to reporting procedures for the 2007-2013 ESF funding period mean that the data on ESF expenditure relevant to LMP in Germany is no longer available. The data for Germany for 2007 and 2008 are therefore missing the expenditure and participants related to LMP activities of the Länder. In 2006 the ESF support for these actions accounted for 7.4% of the expenditure on LMP measures (categories 2-7) in Germany and 29.6% of the participants.

Spain: Data for some interventions do not cover all autonomous regions. Additionally, data do not include the activities of the municipalities, which are included in the OECD data. It is intended that this information will be included in Eurostat data in future.

United Kingdom: In the United Kingdom, expenditure on the main New Deal programmes (UK-1 and UK-2) is recorded together under generalised categories and a breakdown of expenditure between the different components is not available. The LMP data require a breakdown by type of action so estimates have been made by Eurostat based on information available from previous years and numbers of participants. Similar estimates have been applied to the Northern Ireland employment programmes (UK-53). So whilst the total expenditure on LMP is correct, the breakdown between LMP services (category 1) and LMP measures (categories 2-7) and also the breakdown within categories 2-7 may not be reliable.

6. Aggregates of participants

Data on participants are not available for some interventions. In such cases, aggregates by category or by groups of categories are still completed, providing that data are complete for 80% or more of the relevant expenditure (completion indicator $\geq 80\%$). All totals presented on the basis of incomplete data are flagged as 'u' to alert users that the data are not fully reliable (i.e. may be understated by up to 20%).

5. EU totals

EU-27 totals are completed only when data are available for all countries or when Cyprus, Luxembourg and Malta are the only countries with incomplete data. The same applies to EU-15 totals (missing data for Luxembourg may be ignored).

The following aggregations should not be made for methodological reasons:

- Participants in category 8 should never be added to those in categories 2-7.
- Participants in category 1 should never be added with any other category.

Double counting may occur legitimately when a person participates in more than one intervention at the same time or is counted in two components of a mixed intervention – for example when training allowances are paid independently from the provision of training services. All known cases of double counting are taken into account by appropriate adjustments, which are shown in the detailed tables of participant data (section C.4).

7. Intervention names

The names of all LMP interventions are shown here in English only. However, for research purposes it may also be helpful to know the name of the intervention in the national language. An inventory of intervention names in both English and national language is included in the LMP Qualitative Reports which are published separately for each country (see point 3 above).

8. Persons wanting to work

Persons wanting to work are defined as the unemployed plus the labour reserve. The unemployed according to the ILO definition are persons without work, currently available for work and actively seeking work. The labour reserve covers inactive persons who want to work but are either not actively seeking work or are not immediately available for work, i.e. it is a subset of all inactive persons (persons neither employed nor unemployed). Data are taken from the

EU Labour Force Survey (EU LFS)⁵.

9. LMP expenditure at constant price levels

The price index for household and NPISH (non-profit institutions serving households) final consumption (2000=100) was used as deflator (see table D.1.2, source: National Accounts).

¹ Labour market interventions are defined as: *Public interventions in the labour market aimed at reaching its efficient functioning and correcting disequilibria and which can be distinguished from other general employment policy interventions in that they act selectively to favour particular groups in the labour market. Public interventions refer to actions taken by general government in this respect which involve expenditure, either in the form of actual disbursements or of foregone revenue (reductions in taxes, social contributions or other charges normally payable).*

² http://epp.eurostat.ec.europa.eu/portal/page/portal/labour_market/labour_market_policy/database

³ The LMP methodology and qualitative reports are available from the LMP home-page of the Eurostat website:

http://epp.eurostat.ec.europa.eu/portal/page/portal/labour_market/labour_market_policy

⁴ <http://ec.europa.eu/social/main.jsp?catId=477&langId=en>

⁵ http://epp.eurostat.ec.europa.eu/portal/page/portal/employment_unemployment_ifs/introduction

A.2 Key to symbols and abbreviations

:	Not available
:n	Not significant
-	Not applicable or real zero or zero by default
0 or 0.00	Less than half of the unit used
e	Estimated value
s	Eurostat estimate
u	Unreliable or uncertain data: participant data complete for $\geq 80\%$ but $< 100\%$ of expenditure
BE	Belgium
BG	Bulgaria
CZ	Czech Republic
DK	Denmark
DE	Germany
EE	Estonia
IE	Ireland
EL	Greece
ES	Spain
FR	France
IT	Italy
CY	Cyprus
LV	Latvia
LT	Lithuania
LU	Luxembourg
HU	Hungary
MT	Malta
NL	Netherlands
AT	Austria
PL	Poland
PT	Portugal
RO	Romania
SI	Slovenia
SK	Slovakia
FI	Finland
SE	Sweden
UK	United Kingdom
NO	Norway
GDP	Gross domestic product
PPS	Purchasing power standards
LFS	Labour force survey

B.1 LMP expenditure by type of action and expenditure indicators, 2008

B.1.1 LMP expenditure by category, 2008

Eurostat	Euro (millions)											
	Total LMP services (category 1)	2 Training	3 Job rotation and job sharing	4 Employment incentives	5 Supported employment and rehabilitation	6 Direct job creation	7 Start-up incentives	Total LMP measures (categories 2-7)	8 Out-of-work income maintenance and support	9 Early retirement	Total LMP supports (categories 8-9)	Total LMP expenditure
EU-27	23 765.5 s	22 169.5 s	249.5	13 650.2 s	9 132.9 s	7 596.0 s	4 080.5 e	56 878.6 s	109 889.4 p	10 027.0 s	119 916.4 p	200 560.6 s
EU-15	22 947.3 s	21 574.8 s	249.2	13 209.0 s	8 263.5 s	7 313.0 s	3 807.5 e	54 417.0 s	107 976.0 e	9 070.9 e	117 046.9 e	194 411.2 s
BE	679.5	543.4 e	-	1 567.2	424.3	1 184.5	13.4	3 732.9 e	4 466.9	2 560.0	7 026.8	11 439.2 e
BG	18.2	12.0	-	14.8	2.0	59.1	1.7	89.5	53.2	-	53.2	160.9
CZ	179.0	10.9	-	19.6	101.4	18.7	3.9	154.4	291.2	-	291.2	624.7
DK	547.1	541.0	-	315.1	1 424.2	-	-	2 280.3	1 704.6 e	1 128.8	2 833.3 e	5 660.8 e
DE	7 054.0 e	7 227.8 e	5.2	1 889.3	809.1	1 592.5	1 670.0 e	13 193.9 e	26 008.1 e	1 364.9	27 373.0 e	47 620.8 e
EE	5.3	4.9	-	0.1	0.0	-	0.6	5.6	33.1	-	33.1	44.0
IE	381.1 e	474.8	-	74.5	18.0	415.2	-	982.5	2 291.5	117.7	2 409.2	3 772.8 e
EL	27.0	209.7 e	-	85.7 e	0.2 e	21.0	19.0 e	335.6 e	1 104.0	-	1 104.0	1 466.5 e
ES	1 126.7	1 616.1	93.1	2 048.7	265.7	711.4	1 017.3 e	5 752.3 e	20 005.2	515.2 e	20 520.4 e	27 399.4 e
FR	3 984.5	4 954.5 e	-	1 962.6 e	1 336.7	2 880.4	612.3 e	11 746.4 e	22 338.1	452.2	22 790.3	38 521.2 e
IT	576.2 e	2 756.2	41.8	2 333.6	-	106.8	377.7	5 616.0	11 253.0	1 439.8	12 692.8	18 885.1 e
CY	7.9	3.4	-	5.9	1.4 e	-	0.6	11.3 e	64.8 p	-	64.8 p	84.1 p
LV	12.4	6.5 e	-	5.9	0.1	4.2	1.3	18.0 e	79.9 e	-	79.9 e	110.4 e
LT	26.1 s	13.7	0.4	23.6	1.9	4.9	0.6	45.0	49.6	-	49.6	120.7 s
LU	17.9 e	15.6 s	-	98.0 e	3.5 s	13.3 s	0.1	130.6 s	145.7	60.9	206.6	355.1 s
HU	92.5	68.4	-	99.5	-	45.4	6.8	220.0	390.8	0.0 s	390.8 s	703.3 s
MT	7.6	1.2	-	1.5	-	0.1	0.1	2.9	18.6	-	18.6	29.0
NL	1 953.4 e	594.5 e	-	871.3 e	2 787.9	-	-	4 253.8 e	7 535.9 e	-	7 535.9 e	13 743.1 e
AT	458.9	1 045.1 e	0.5	158.9	115.5	119.7	14.9	1 454.6 e	2 717.1	554.4	3 271.6	5 185.0 e
PL	319.0 e	445.1	-	208.3 b	752.0	80.4	214.1 b	1 699.8 b	521.5	745.4	1 266.9	3 285.8 b
PT	218.2	407.4	-	209.4	47.2	33.5	3.1	700.6	1 546.4	154.2	1 700.6	2 619.3
RO	47.8 e	12.4	-	49.9	-	20.1	1.0	83.5	242.5	-	242.5	373.8 e
SI	31.8	9.4	-	2.3	-	16.0	6.8	34.5	99.6	-	99.6	165.9
SK	70.6	6.8	-	9.8	10.6	34.2	35.5	96.9	68.6	210.8	279.4	446.9
FI	211.6	665.5	108.6	140.9	159.3 e	130.5	35.8	1 240.7 e	1 771.7	723.0	2 494.6	3 946.9 e
SE	955.9 e	228.9 e	-	1 231.6 e	646.0 e	-	43.8 e	2 150.2 e	1 498.7	-	1 498.7	4 604.8 e
UK	4 755.2 s	294.4 s	-	222.2 s	225.9 s	104.2 s	-	846.6 s	3 589.2	-	3 589.2	9 191.0 s
NO	:	640.2	-	75.5	433.5	127.6	9.2	1 286.0	989.0	-	989.0	:

Key : Not available; :n Not significant; - Not applicable or real zero or zero by default; 0 or 0.00 Less than half of the unit used; e Estimated value; s Eurostat estimate; p Provisional data; b Break in series
Source Eurostat, LMP database: lmp_expsumm

B.1.2 Share of LMP expenditure by category, 2008

	% total expenditure											
	Total LMP services (category 1)	2 Training	3 Job rotation and job sharing	4 Employment incentives	5 Supported employment and rehabilitation	6 Direct job creation	7 Start-up incentives	Total LMP measures (categories 2-7)	8 Out-of-work income maintenance and support	9 Early retirement	Total LMP supports (categories 8-9)	Total LMP expenditure
EU-27	11.8 s	11.1 s	0.1	6.8 s	4.6 s	3.8 s	2.0 e	28.4 s	54.8 p	5.0 s	59.8 p	100.0 s
EU-15	11.8 s	11.1 s	0.1	6.8 s	4.3 s	3.8 s	2.0 e	28.0 s	55.5 e	4.7 e	60.2 e	100.0 s
BE	5.9	4.8 e	-	13.7	3.7	10.4	0.1	32.6 e	39.0	22.4	61.4	100.0 e
BG	11.3	7.4	-	9.2	1.2	36.7	1.1	55.6	33.0	-	33.0	100.0
CZ	28.7	1.7	-	3.1	16.2	3.0	0.6	24.7	46.6	-	46.6	100.0
DK	9.7	9.6	n	5.6	25.2	-	-	40.3	30.1 e	19.9	50.1 e	100.0 e
DE	14.8 e	15.2 e	0.0	4.0	1.7	3.3	3.5 e	27.7 e	54.6 e	2.9	57.5 e	100.0 e
EE	12.0	11.1	-	0.2	0.1	-	1.4	12.8	75.2	-	75.2	100.0
IE	10.1 e	12.6	-	2.0	0.5	11.0	-	26.0	60.7	3.1	63.9	100.0 e
EL	1.8	14.3 e	-	5.8 e	0.0 e	1.4	1.3 e	22.9 e	75.3	-	75.3	100.0 e
ES	4.1	5.9	0.3	7.5	1.0	2.6	3.7 e	21.0 e	73.0	1.9 e	74.9 e	100.0 e
FR	10.3	12.9 e	-	5.1 e	3.5	7.5	1.6 e	30.5 e	58.0	1.2	59.2	100.0 e
IT	3.1 e	14.6	0.2	12.4	-	0.6	2.0	29.7	59.6	7.6	67.2	100.0 e
CY	9.4	4.0	-	7.1	1.7 e	-	0.7	13.5 e	77.1 p	-	77.1 p	100.0 p
LV	11.2	5.9 e	-	5.4	0.1	3.8	1.1	16.3 e	72.4 e	-	72.4 e	100.0 e
LT	21.7 s	11.3	0.3	19.5	1.5	4.1	0.5	37.2	41.1	-	41.1	100.0 s
LU	5.0 e	4.4 s	-	27.6 e	1.0 s	3.8 s	0.0	36.8 s	41.0	17.1	58.2	100.0 s
HU	13.2	9.7	-	14.1	-	6.5	1.0	31.3	55.6	0.0 s	55.6 s	100.0 s
MT	26.1	4.1	-	5.2	-	0.3	0.4	9.9	63.9	-	63.9	100.0
NL	14.2 e	4.3 e	-	6.3 e	20.3	-	-	31.0 e	54.8 e	-	54.8 e	100.0 e
AT	8.9	20.2 e	0.0	3.1	2.2	2.3	0.3	28.1 e	52.4	10.7	63.1	100.0 e
PL	9.7 e	13.5	-	6.3 b	22.9	2.4	6.5 b	51.7 b	15.9	22.7	38.6	100.0 b
PT	8.3	15.6	-	8.0	1.8	1.3	0.1	26.7	59.0	5.9	64.9	100.0
RO	12.8 e	3.3	-	13.4	-	5.4	0.3	22.3	64.9	-	64.9	100.0 e
SI	19.2	5.7	-	1.4	-	9.6	4.1	20.8	60.0	-	60.0	100.0
SK	15.8	1.5	-	2.2	2.4	7.7	7.9	21.7	15.4	47.2	62.5	100.0
FI	5.4	16.9	2.8	3.6	4.0 e	3.3	0.9	31.4 e	44.9	18.3	63.2	100.0 e
SE	20.8 e	5.0 e	-	26.7 e	14.0 e	-	1.0 e	46.7 e	32.5	-	32.5	100.0 e
UK	51.7 s	3.2 s	-	2.4 s	2.5 s	1.1 s	-	9.2 s	39.1	-	39.1	100.0 s
NO	:	:	:	:	:	:	:	:	:	:	:	:

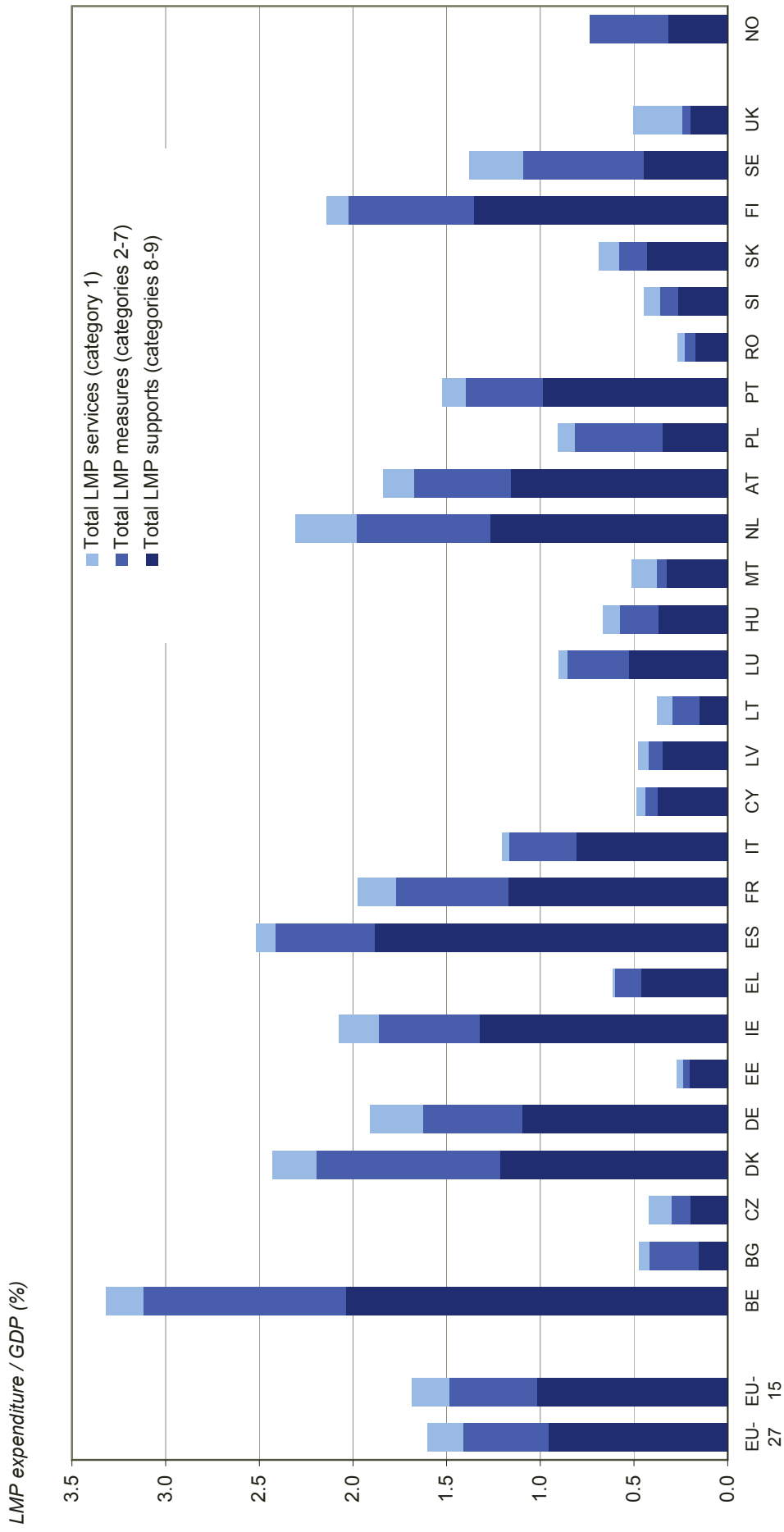
Key : Not available; n Not significant; - Not applicable or real zero or zero by default; 0 or 0.00 Less than half of the unit used; e Estimated value; s Eurostat estimate; p Provisional data; b Break in series
Source Eurostat, LMP database: [lmp_expsumm](#)

B.1.3 LMP expenditure as a percentage of GDP, 2008

	LMP expenditure / GDP (%)											
	Total LMP services (category 1)	2 Training	3 Job rotation and job sharing	4 Employment incentives	5 Supported employment and rehabilitation	6 Direct job creation	7 Start-up incentives	Total LMP measures (categories 2-7)	8 Out-of-work income maintenance and support	9 Early retirement	Total LMP supports (categories 8-9)	Total LMP expenditure
EU-27	0.190 s	0.177 s	0.002	0.109 s	0.073 s	0.061 s	0.033 e	0.455 s	0.879 p	0.080 s	0.959 p	1.604 s
EU-15	0.199 s	0.187 s	0.002	0.115 s	0.072 s	0.063 s	0.033 e	0.472 s	0.937 e	0.079 e	1.016 e	1.688 s
BE	0.197	0.158 e	-	0.455	0.123	0.344	0.004	1.083 e	1.296	0.743	2.039	3.319 e
BG	0.053	0.035	-	0.043	0.006	0.173	0.005	0.262	0.156	-	0.156	0.472
CZ	0.121	0.007	-	0.013	0.069	0.013	0.003	0.104	0.197	-	0.197	0.422
DK	0.235	0.232	n	0.135	0.611	-	-	0.979	0.731 e	0.484	1.216 e	2.429 e
DE	0.283 e	0.290 e	0.000	0.076	0.032	0.064	0.067 e	0.529 e	1.042 e	0.055	1.097 e	1.908 e
EE	0.033	0.030	-	0.001	0.000	-	0.004	0.035	0.206	-	0.206	0.274
IE	0.210 e	0.261	-	0.041	0.010	0.228	-	0.540	1.260	0.065	1.325	2.075 e
EL	0.011	0.088 e	-	0.036 e	0.000 e	0.009	0.008 e	0.140 e	0.462	-	0.462	0.613 e
ES	0.104	0.148	0.009	0.188	0.024	0.065	0.093 e	0.528 e	1.838	0.047 e	1.885 e	2.517 e
FR	0.204	0.254 e	-	0.101 e	0.069	0.148	0.031 e	0.603 e	1.146	0.023	1.170	1.977 e
IT	0.037 e	0.176	0.003	0.149	-	0.007	0.024	0.358	0.718	0.092	0.810	1.205 e
CY	0.046	0.020	-	0.034	0.008 e	-	0.003	0.066 e	0.376 p	-	0.376 p	0.487 p
LV	0.054	0.028 e	-	0.026	0.000	0.018	0.005	0.078 e	0.347 e	-	0.347 e	0.479 e
LT	0.081 s	0.042	0.001	0.073	0.006	0.015	0.002	0.140	0.154	-	0.154	0.375 s
LU	0.045 e	0.040 s	-	0.249 e	0.009 s	0.034 s	0.000	0.332 s	0.370	0.155	0.525	0.902 s
HU	0.088	0.065	-	0.094	-	0.043	0.006	0.208	0.370	0.000 s	0.370 s	0.666 s
MT	0.134	0.021	-	0.027	-	0.001	0.002	0.051	0.327	-	0.327	0.511
NL	0.328 e	0.100 e	-	0.146 e	0.468	-	-	0.714 e	1.265 e	-	1.265 e	2.306 e
AT	0.163	0.371 e	0.000	0.056	0.041	0.042	0.005	0.516 e	0.964	0.197	1.161	1.840 e
PL	0.088 e	0.123	-	0.057 b	0.207	0.022	0.059 b	0.469 b	0.144	0.206	0.350	0.907 b
PT	0.127	0.237	-	0.122	0.027	0.019	0.002	0.408	0.899	0.090	0.989	1.524
RO	0.034 e	0.009	-	0.036	-	0.014	0.001	0.060	0.174	-	0.174	0.267 e
SI	0.086	0.025	-	0.006	-	0.043	0.018	0.093	0.268	-	0.268	0.447
SK	0.109	0.011	-	0.015	0.016	0.053	0.055	0.150	0.106	0.325	0.431	0.690
FI	0.115	0.361	0.059	0.076	0.087 e	0.071	0.019	0.674 e	0.962	0.393	1.354	2.143 e
SE	0.286 e	0.068 e	-	0.368 e	0.193 e	-	0.013 e	0.643 e	0.448	-	0.448	1.378 e
UK	0.261 s	0.016 s	-	0.012 s	0.012 s	0.006 s	-	0.047 s	0.197	-	0.197	0.505 s
NO	:	0.207	-	0.024	0.140	0.041	0.003	0.416	0.320	-	0.320	:

Key : Not available; n Not significant; - Not applicable or real zero or zero by default; 0 or 0.00 Less than half of the unit used; e Estimated value; s Eurostat estimate; p Provisional data; b Break in series
Source Eurostat, LMP database: [lmp_expsummm](#)

B.1.3 LMP expenditure as a percentage of GDP, 2008 (continued)

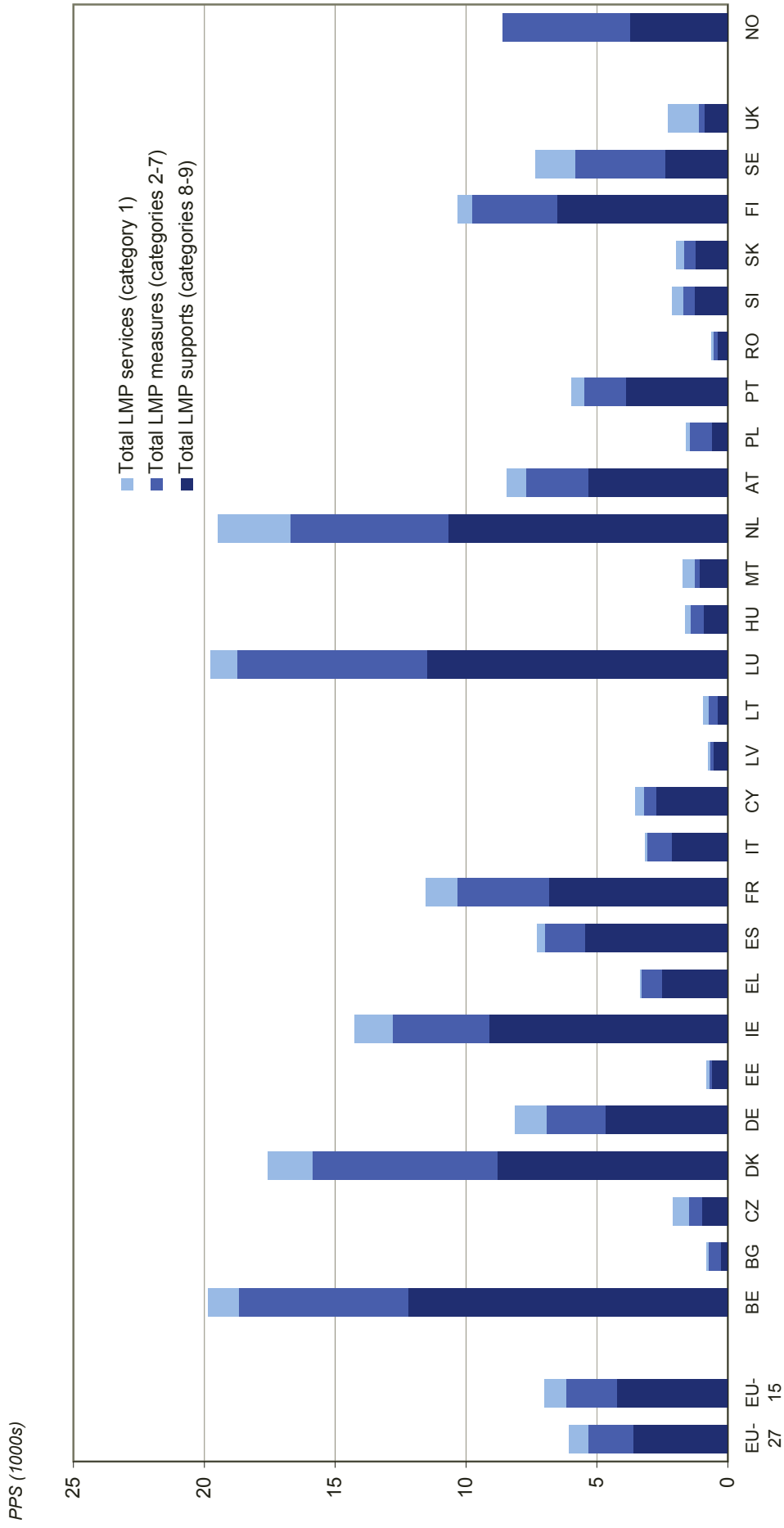


B.1.4 LMP expenditure per person wanting to work (in PPS), 2008

	2	3	4	5	6	7	Total LMP measures (categories 2-7)	8	9	Total LMP supports (categories 8-9)	Total LMP expenditure
	Training	Job rotation and job sharing	Employment incentives	Supported employment and rehabilitation	Direct job creation	Start-up incentives		Out-of-work income maintenance and support	Early retirement		
	Total LMP services (category 1)										
EU-27	718.4 s	7.5	412.6 s	276.1 s	229.6 s	123.4 e	1 719.4 s	3 322.0 p	303.1 s	3 625.1 p	6 063.0 s
EU-15	828.3 s	9.0	476.8 s	298.3 s	264.0 s	137.4 e	1 964.2 s	3 897.5 e	327.4 e	4 224.9 e	7 017.5 s
BE	1 179.8	-	2 721.1	736.8	2 056.7	23.3	6 481.3 e	7 755.7	4 444.8	12 200.5	19 861.5 e
BG	94.7	-	76.8	10.2	306.6	8.8	464.5	276.0	-	276.0	835.2
CZ	598.4	-	65.5	339.1	62.4	13.0	516.3	973.7	-	973.7	2 088.4
DK	1 698.0	n	977.8	4 419.9	-	-	7 076.7	5 289.8 e	3 503.0	8 792.8 e	17 567.4 e
DE	1 205.7 e	0.9	322.9	138.3	272.2	285.4 e	2 255.2 e	4 445.5 e	233.3	4 678.8 e	8 139.8 e
EE	97.6	-	1.9	0.4	-	11.3	103.8	610.1	-	610.1	811.5
IE	1 440.9 e	-	281.6	68.1	1 570.0	-	3 714.8	8 663.8	444.9	9 108.6	14 264.3 e
EL	61.9	-	196.4 e	0.5 e	48.1	43.6 e	769.5 e	2 531.5	-	2 531.5	3 362.9 e
ES	300.0	24.8	545.4	70.8	189.4	270.8 e	1 531.5 e	5 326.1	137.2 e	5 463.3 e	7 294.7 e
FR	1 192.8	-	587.5 e	400.1	862.2	183.3 e	3 516.3 e	6 686.9	135.4	6 822.3	11 531.4 e
IT	97.2 e	7.1	393.7	-	18.0	63.7	947.5	1 898.5	242.9	2 141.4	3 186.1 e
CY	335.7	-	251.0	61.0 e	-	24.8	479.5 e	2 740.4 p	-	2 740.4 p	3 555.7 p
LV	85.3	-	40.7	0.6	29.1	8.7	124.0 e	549.9 e	-	549.9 e	759.3 e
LT	204.1 s	2.8	184.0	14.6	38.3	4.8	351.1	387.4	-	387.4	942.7 s
LU	995.0 e	-	5 456.8 e	194.4 s	742.6 s	7.4	7 269.8 s	8 110.7	3 388.5	11 499.1	19 763.9 s
HU	216.0	-	232.2	-	105.9	15.8	513.8	912.5	0.0 s	912.5 s	1 642.3 s
MT	445.6	-	89.1	-	4.5	6.0	169.6	1 091.0	-	1 091.0	1 706.2
NL	2 768.7 e	-	1 235.0 e	3 951.5	-	-	6 029.2 e	10 681.2 e	-	10 681.2 e	19 479.2 e
AT	747.0	0.8	258.7	187.9	194.9	24.2	2 367.5 e	4 422.6	902.4	5 325.0	8 439.5 e
PL	155.9 e	-	101.8 b	367.5	39.3	104.6 b	830.8 b	254.9	364.3	619.2	1 605.8 b
PT	498.8	-	478.7	107.9	76.6	7.2	1 601.8	3 535.5	352.6	3 888.2	5 988.7
RO	78.9 e	-	82.4	-	33.1	1.7	137.7	400.2	-	400.2	616.8 e
SI	408.5	-	29.8	-	205.6	87.4	443.2	1 279.2	-	1 279.2	2 130.8
SK	312.0	-	43.2	46.6	151.3	157.0	428.3	303.4	931.4	1 234.8	1 975.0
FI	553.1	283.8	368.2	416.4 e	341.0	93.6	3 242.2 e	4 629.8	1 889.3	6 519.2	10 314.5 e
SE	1 526.8 e	-	1 967.2 e	1 031.8 e	-	69.9 e	3 434.6 e	2 393.8	-	2 393.8	7 355.3 e
UK	1 179.2 s	-	55.1 s	56.0 s	25.8 s	-	209.9 s	890.0	-	890.0	2 279.2 s
NO	:	-	285.1	1 637.4	482.1	34.8	4 857.9	3 735.8	-	3 735.8	:

Key : Not available; n Not significant; - Not applicable or real zero or zero by default; 0 or 0.00 Less than half of the unit used; e Estimated value; s Eurostat estimate; p Provisional data; b Break in series
Source Eurostat, LMP database: lmp_expsumm
Eurostat, National accounts - PPP; prc_ppp_ind
Eurostat, Labour Force Survey (Unemployed); ifsa_urgan
Eurostat, Labour Force Survey (Labour reserve); ifsa_igaww

B.1.4 LMP expenditure per person wanting to work (in PPS), 2008 (continued)



B.2 LMP expenditure by type, 2008

B.2.1 LMP expenditure by type (LMP measures, categories 2-7), 2008

	Euro (millions)														
	15.1 Total	15.2 Transfers to individuals	15.2.1 Periodic cash payments	15.2.2 Lump-sum payments	15.2.3 Reimburse- ments	15.2.4 Reduced social contribs.	15.2.5 Reduced taxes	15.3 Transfers to employers	15.3.1 Periodic cash payments	15.3.2 Lump-sum payments	15.3.3 Reimburse- ments	15.3.4 Reduced social contribs.	15.3.5 Reduced taxes	15.4 Transfers to service providers	15.5 Not specified
EU-27	56 878.6 s	15 329.6 s	11 568.6 s	2 583.9 s	340.3 s	836.8 e	- e	27 081.9 s	14 031.4 s	1 926.8 s	820.1 s	9 284.3 s	1 019.3 e	13 690.4 s	776.7
EU-15	54 417.0 s	14 519.3 s	11 177.2 s	2 284.9 s	296.7 s	760.4 e	- e	25 559.6 s	13 231.6 s	1 784.3 s	286.0 s	9 238.4 s	1 019.3 e	13 561.5 s	776.7
BE	3 732.9 e	549.2	509.2	18.1	20.7	1.2	-	2 004.4 e	1 419.8	14.4	101.9 e	332.8	135.5	1 179.4 e	-
BG	89.5	5.0	3.7	0.7	0.6	-	-	78.5	78.5	: n	-	-	-	5.9	-
CZ	154.4	4.1	0.2	3.9	-	-	-	140.0	38.2	101.8	-	-	-	10.3	-
DK	2 280.3	979.0	979.0	-	-	-	-	1 301.4	1 301.4	-	-	-	-	-	-
DE	13 193.9 e	5 250.2	4 597.1	70.8	77.9	504.4	-	3 906.9	3 774.0	13.5	2.6	116.8	-	4 036.8 e	-
EE	5.6	1.0	0.4	0.6	-	-	-	0.5	0.4	-	0.0	-	-	4.2	-
IE	982.5	687.2	597.6	76.1	13.5	-	-	9.4	9.4	-	-	: n	-	285.9	-
EL	335.6 e	123.2 e	58.8 e	64.4 e	-	-	-	94.6 e	66.8 e	27.8 e	-	-	-	117.8 e	-
ES	5 752.3 e	1 051.5 e	57.9	892.5 e	-	101.1	-	3 288.0	275.2	839.9	150.1	2 022.8	-	1 412.8	-
FR	11 746.4 e	3 141.7 e	2 391.6 e	723.0	16.0	11.0 e	- e	7 235.2 e	4 251.8	754.0 e	-	1 854.1 e	375.3 e	1 369.6 e	-
IT	5 616.0	518.0	134.1	320.6	63.3	: n	-	4 661.7	-	59.0	-	4 602.7	-	436.3	-
CY	11.3 e	7.3 e	5.8	1.5 e	-	-	-	1.8	1.5	0.3	-	-	-	2.3 e	-
LV	18.0 e	2.2 e	2.1 e	-	0.1	-	-	10.1	9.9	0.3	0.0	-	-	5.7	-
LT	45.0	7.4 s	6.3 s	0.6	0.4 s	-	-	28.8 s	17.2 s	3.4 s	6.6 s	1.5 s	-	8.8 s	-
LU	130.6 s	88.6 s	88.4 s	0.1	-	-	-	39.1 s	17.3 s	-	10.7 s	9.6 s	1.5 e	2.9 s	-
HU	220.0	76.0	43.0	32.5	0.5	-	-	144.0	121.3	22.7	-	-	-	-	-
MT	2.9	0.7	0.6	0.1	-	-	-	1.2	0.1	1.1	-	: n	-	1.0	-
NL	4 253.8 e	209.0 e	209.0 e	-	-	-	-	294.4 e	3.4	-	-	145.5 e	145.5 e	3 750.3 e	-
AT	1 454.6 e	544.2	398.5	: n	3.1	142.7	-	424.2	375.7	: n	19.1	29.4	: n	367.7 e	118.4
PL	1 699.8 b	627.8 b	312.5	198.7	40.3 b	76.3	-	1 000.1 b	453.7	0.5	505.5 b	40.4	-	71.9	-
PT	700.6	326.2	260.7	65.5	-	-	-	228.2	79.4	23.8	0.3	124.7	-	146.2	-
RO	83.5	12.0	9.3	2.7	-	-	-	63.4	59.4	: n	-	3.9	-	8.1	-
SI	34.5	11.2	3.6	6.8	0.8	-	-	18.3	15.2	3.1	-	-	-	5.0	-
SK	96.9	55.6	4.0	50.8	0.8	-	-	35.5	4.3	9.2	22.0	-	-	5.8	-
FI	1 240.7 e	683.3 e	613.1 e	-	70.2	-	-	295.8 e	295.8 e	-	-	-	-	261.6 e	-
SE	2 150.2 e	296.6 e	281.2 e	2.6	12.8	-	-	1 723.7	1 361.7	-	0.6	-	361.4	129.9 e	-
UK	846.6 s	71.5 s	1.1 s	51.3 s	19.2 s	-	-	52.6 s	-	51.8 s	0.8 s	-	-	64.3 s	658.2
NO	1 286.0	786.9	766.5	20.3	-	-	-	271.2	258.8	12.4	-	-	-	228.0	-

Key : Not available; : n Not significant; - Not applicable or real zero or zero by default; 0 or 0.00 Less than half of the unit used; e Estimated value; s Eurostat estimate; p Provisional data; b Break in series

Source Eurostat, LMP database: [lmp_expsumm](#)

B.2.2 LMP expenditure by type (LMP supports, categories 8-9), 2008

	Euro (millions)														
	15.1 Total	15.2 Transfers to individuals	15.2.1 Periodic cash payments	15.2.2 Lump-sum payments	15.2.3 Reimburse- ments	15.2.4 Reduced social contribs.	15.2.5 Reduced taxes	15.3 Transfers to employers	15.3.1 Periodic cash payments	15.3.2 Lump-sum payments	15.3.3 Reimburse- ments	15.3.4 Reduced social contribs.	15.3.5 Reduced taxes	15.4 Transfers to service providers	15.5 Not specified
EU-27	119 916.4 p	117 090.6 p	98 592.9 s	3 602.2 p	208.8	14 686.8 e	-	2 087.8	1 379.6	164.8	414.7	128.7	-	0.2	737.9
EU-15	117 046.9 e	114 959.2 e	96 614.4 e	3 560.4	207.9	14 576.4 e	-	2 087.8	1 379.6	164.8	414.7	128.7	-	-	-
BE	7 026.8	7 006.9	7 006.9	-	-	-	-	19.9	-	-	19.9	-	-	-	-
BG	53.2	53.2	53.2	n	-	-	-	-	-	-	-	-	-	-	-
CZ	291.2	291.2	285.2	6.0	-	-	-	-	-	-	-	-	-	-	-
DK	2 833.3 e	2 833.3 e	2 743.7 e	89.6	-	-	-	-	-	-	-	-	-	-	-
DE	27 373.0 e	25 882.1 e	16 334.6 e	794.5	-	8 753.0 e	-	1 490.8	1 364.9	-	-	126.0	-	-	-
EE	33.1	33.1	18.8	9.1	-	5.1	-	-	-	-	-	-	-	-	-
IE	2 409.2	2 247.4	2 205.4	42.0	-	-	-	161.8	-	161.8	-	-	-	-	-
EL	1 104.0	1 104.0	970.5	133.5	-	-	-	-	-	-	-	-	-	-	-
ES	20 520.4 e	20 517.3 e	19 905.1 e	356.0	-	256.2	-	3.0	-	3.0	-	-	-	-	-
FR	22 790.3	22 775.6	22 775.6	-	-	-	-	14.7	14.7	-	-	-	-	-	-
IT	12 692.8	12 690.2	5 933.8	2 046.0	-	4 710.4	-	2.7	-	-	2.7	-	-	-	-
CY	64.8 p	64.8 p	52.7	12.1 p	-	-	-	-	-	-	-	-	-	-	-
LV	79.9 e	79.9 e	78.1 e	1.9	-	-	-	-	-	-	-	-	-	-	-
LT	49.6	49.6	44.3	5.3	-	-	-	-	-	-	-	-	-	-	-
LU	206.6	199.7	191.3	8.4	-	-	-	6.9	-	-	6.9	-	-	-	-
HU	390.8 s	390.8 s	389.9 s	-	0.8	-	-	-	-	-	-	-	-	-	-
MT	18.6	18.6	18.6	-	-	-	-	-	-	-	-	-	-	-	-
NL	7 535.9 e	7 535.9 e	7 535.9 e	-	-	-	-	-	-	-	-	-	-	-	-
AT	3 271.6	2 883.7	1 818.9	-	207.9	856.9	-	387.9	-	-	387.9	-	-	-	737.9
PL	1 266.9	529.0	423.7	n	-	105.3	-	-	-	-	-	-	-	-	-
PT	1 700.6	1 700.6	1 630.1	70.5	-	-	-	-	-	-	-	-	-	-	-
RO	242.5	242.3	239.9	2.5	-	-	-	-	-	-	-	-	-	0.2	-
SI	99.6	99.6	99.6	-	-	-	-	-	-	-	-	-	-	-	-
SK	279.4	279.4	274.5	4.9	0.0	-	-	-	-	-	-	-	-	-	-
FI	2 494.6	2 494.6	2 474.7	19.9	-	-	-	-	-	-	-	-	-	-	-
SE	1 498.7	1 498.7	1 498.7	-	-	-	-	-	-	-	-	-	-	-	-
UK	3 589.2	3 589.2	3 589.2	-	-	-	-	-	-	-	-	-	-	-	-
NO	989.0	989.0	989.0	-	-	-	-	-	-	-	-	-	-	-	-

Key : Not available; : n Not significant; - Not applicable or real zero or zero by default; 0 or 0.00 Less than half of the unit used; e Estimated value; s Eurostat estimate; p Provisional data; b Break in series
Source Eurostat, LMP database: [lmp_expsumm](#)

B.2.3 Share of LMP expenditure by type (LMP measures, categories 2-7), 2008

	% total expenditure (categories 2-7)														
	15.1 Total	15.2 Transfers to individuals	15.2.1 Periodic cash payments	15.2.2 Lump-sum payments	15.2.3 Reimburse- ments	15.2.4 Reduced social contribs.	15.2.5 Reduced taxes	15.3 Transfers to employers	15.3.1 Periodic cash payments	15.3.2 Lump-sum payments	15.3.3 Reimburse- ments	15.3.4 Reduced social contribs.	15.3.5 Reduced taxes	15.4 Transfers to service providers	15.5 Not specified
EU-27	100.0 s	27.0 s	20.3 s	4.5 s	0.6 s	1.5 e	- e	47.6 s	24.7 s	3.4 s	1.4 s	16.3 s	1.8 e	24.1 s	1.4
EU-15	100.0 s	26.7 s	20.5 s	4.2 s	0.5 s	1.4 e	- e	47.0 s	24.3 s	3.3 s	0.5 s	17.0 s	1.9 e	24.9 s	1.4
BE	100.0 e	14.7	13.6	0.5	0.6	0.0	-	53.7 e	38.0	0.4	2.7 e	8.9	3.6	31.6 e	-
BG	100.0	5.6	4.1	0.8	0.7	-	-	87.8	87.8	: n	-	-	-	6.6	-
CZ	100.0	2.7	0.1	2.5	-	-	-	90.7	24.8	65.9	-	-	-	6.7	-
DK	100.0	42.9	42.9	-	-	-	-	57.1	57.1	-	-	-	-	-	-
DE	100.0 e	39.8	34.8	0.5	0.6	3.8	-	29.6	28.6	0.1	0.0	0.9	-	30.6 e	-
EE	100.0	17.6	6.8	10.9	-	-	-	8.0	7.5	-	0.6	-	-	74.3	-
IE	100.0	69.9	60.8	7.7	1.4	-	-	1.0	1.0	-	-	: n	-	29.1	-
EL	100.0 e	36.7 e	17.5 e	19.2 e	-	-	-	28.2 e	19.9 e	8.3 e	-	-	-	35.1 e	-
ES	100.0 e	18.3 e	1.0	15.5 e	-	1.8	-	57.2	4.8	14.6	2.6	35.2	-	24.6	-
FR	100.0 e	26.7 e	20.4 e	6.2	0.1	0.1 e	- e	61.6 e	36.2	6.4 e	-	15.8 e	3.2 e	11.7 e	-
IT	100.0	9.2	2.4	5.7	1.1	: n	-	83.0	-	1.1	-	82.0	-	7.8	-
CY	100.0 e	64.0 e	50.8	13.2 e	-	-	-	15.8	12.9	2.9	-	-	-	20.2 e	-
LV	100.0 e	12.3 e	11.6 e	-	0.6	-	-	56.3	54.8	1.5	0.0	-	-	31.5	-
LT	100.0	16.4 s	14.1 s	1.4	0.9 s	-	-	64.0 s	38.3 s	7.6 s	14.7 s	3.3 s	-	19.6 s	-
LU	100.0 s	67.8 s	67.7 s	0.1	-	-	-	29.9 s	13.3 s	-	8.2 s	7.3 s	1.2 e	2.3 s	-
HU	100.0	34.6	19.5	14.8	0.2	-	-	65.4	55.1	10.3	-	-	-	-	-
MT	100.0	23.9	20.3	3.5	-	-	-	41.7	2.7	39.1	-	: n	-	34.4	-
NL	100.0 e	4.9 e	4.9 e	-	-	-	-	6.9 e	0.1	-	-	3.4 e	-	88.2 e	-
AT	100.0 e	37.4	27.4	: n	0.2	9.8	-	29.2	25.8	: n	1.3	2.0	: n	25.3 e	8.1
PL	100.0 b	36.9 b	18.4	11.7	2.4 b	4.5	-	58.8 b	26.7	0.0	29.7 b	2.4	-	4.2	-
PT	100.0	46.6	37.2	9.3	-	-	-	32.6	11.3	3.4	0.0	17.8	-	20.9	-
RO	100.0	14.4	11.1	3.3	-	-	-	75.9	71.2	: n	-	4.7	-	9.7	-
SI	100.0	32.3	10.3	19.6	2.4	-	-	53.1	44.0	9.1	-	-	-	14.6	-
SK	100.0	57.4	4.1	52.5	0.8	-	-	36.6	4.4	9.5	22.7	-	-	6.0	-
FI	100.0 e	55.1 e	49.4 e	-	5.7	-	-	23.8 e	23.8 e	-	-	-	-	21.1 e	-
SE	100.0 e	13.8 e	13.1 e	0.1	0.6	-	-	80.2	63.3	-	0.0	-	16.8	6.0 e	-
UK	100.0 s	8.5 s	0.1 s	6.1 s	2.3 s	-	-	6.2 s	-	6.1 s	0.1 s	-	-	7.6 s	77.7
NO	100.0	61.2	59.6	1.6	-	-	-	21.1	20.1	1.0	-	-	-	17.7	-

Key : Not available; : n Not significant; - Not applicable or real zero or zero by default; 0 or 0.00 Less than half of the unit used; e Estimated value; s Eurostat estimate; p Provisional data; b Break in series
Source Eurostat, LMP database: [lmp_expsummn](#)

B.2.4 Share of LMP expenditure by type (LMP supports, categories 8-9), 2008

	% total expenditure (categories 8-9)														
	15.1 Total	15.2 Transfers to individuals	15.2.1 Periodic cash payments	15.2.2 Lump-sum payments	15.2.3 Reimburse- ments	15.2.4 Reduced social contribs.	15.2.5 Reduced taxes	15.3 Transfers to employers	15.3.1 Periodic cash payments	15.3.2 Lump-sum payments	15.3.3 Reimburse- ments	15.3.4 Reduced social contribs.	15.3.5 Reduced taxes	15.4 Transfers to service providers	15.5 Not specified
EU-27	100.0 p	97.6 p	82.2 s	3.0 p	0.2	12.2 e	-	1.7	1.2	0.1	0.3	0.1	-	0.0	0.6
EU-15	100.0 e	98.2 e	82.5 e	3.0	0.2	12.5 e	-	1.8	1.2	0.1	0.4	0.1	-	-	-
BE	100.0	99.7	99.7	-	-	-	-	0.3	-	-	0.3	-	-	-	-
BG	100.0	100.0	100.0	: n	-	-	-	-	-	-	-	-	-	-	-
CZ	100.0	100.0	97.9	2.1	-	-	-	-	-	-	-	-	-	-	-
DK	100.0 e	100.0 e	96.8 e	3.2	-	-	-	-	-	-	-	-	-	-	-
DE	100.0 e	94.6 e	59.7 e	2.9	-	32.0 e	-	5.4	5.0	-	-	0.5	-	-	-
EE	100.0	100.0	56.9	27.7	-	15.4	-	-	-	-	-	-	-	-	-
IE	100.0	93.3	91.5	1.7	-	-	-	6.7	-	6.7	-	-	-	-	-
EL	100.0	100.0	87.9	12.1	-	-	-	-	-	-	-	-	-	-	-
ES	100.0 e	100.0 e	97.0 e	1.7	-	1.2	-	0.0	-	0.0	-	-	-	-	-
FR	100.0	99.9	99.9	-	-	-	-	0.1	0.1	-	-	-	-	-	-
IT	100.0	100.0	46.7	16.1	-	37.1	-	0.0	-	-	0.0	-	-	-	-
CY	100.0 p	100.0 p	81.3	18.7 p	-	-	-	-	-	-	-	-	-	-	-
LV	100.0 e	100.0 e	97.7 e	2.3	-	-	-	-	-	-	-	-	-	-	-
LT	100.0	100.0	89.4	10.6	-	-	-	-	-	-	-	-	-	-	-
LU	100.0	96.7	92.6	4.1	-	-	-	3.3	-	-	3.3	-	-	-	-
HU	100.0 s	100.0 s	99.8 s	-	0.2	-	-	-	-	-	-	-	-	-	-
MT	100.0	100.0	100.0	-	-	-	-	-	-	-	-	-	-	-	-
NL	100.0 e	100.0 e	100.0 e	-	-	-	-	-	-	-	-	-	-	-	-
AT	100.0	88.1	55.6	-	6.4	26.2	-	11.9	-	-	11.9	-	-	-	58.2
PL	100.0	41.8	33.4	: n	-	8.3	-	-	-	-	-	-	-	-	-
PT	100.0	100.0	95.9	4.1	-	-	-	-	-	-	-	-	-	-	-
RO	100.0	99.9	98.9	1.0	-	-	-	-	-	-	-	-	-	0.1	-
SI	100.0	100.0	100.0	-	-	-	-	-	-	-	-	-	-	-	-
SK	100.0	100.0	98.2	1.8	0.0	-	-	-	-	-	-	-	-	-	-
FI	100.0	100.0	99.2	0.8	-	-	-	-	-	-	-	-	-	-	-
SE	100.0	100.0	100.0	-	-	-	-	-	-	-	-	-	-	-	-
UK	100.0	100.0	100.0	-	-	-	-	-	-	-	-	-	-	-	-
NO	100.0	100.0	100.0	-	-	-	-	-	-	-	-	-	-	-	-

Key : Not available; : n Not significant; - Not applicable or real zero or zero by default; 0 or 0.00 Less than half of the unit used; e Estimated value; s Eurostat estimate; p Provisional data; b Break in series
Source Eurostat, LMP database: [lmp_expsummn](#)

B.3.1 LMP expenditure by intervention and by type of action, 2008: Belgium

Euro (millions)

eurostat		Category, intervention number and name	15.1 Total	15.2 Transfers to individuals	15.3 Transfers to employers	15.4 Transfers to service providers	15.5 Not specified	Notes
1		Labour market services	679.5	0.6	-	678.8	-	
1.1	1	[Component] Public employment services (FR, WR, BCR, GC) - Actiris (BCR)	43.6	-	-	43.6	-	1
	1	[Component] Public employment services (FR, WR, BCR, GC) - VDAB (FR)	69.7	-	-	69.7	-	1
	1	[Component] Public employment services (FR, WR, BCR, GC) - Arbeitsamt (GC)	1.8	-	-	1.8	-	1
	25	Active jobsearch workshop (BCR)	2.1	-	-	2.1	-	
	30	Regional employment missions (WR)	7.3	-	-	7.3	-	2
	50	Partnership for childcare for jobseekers (BCR)	2.3	-	-	2.3	-	2
	54	[Component] Pathway to work (FR) - Regular jobseekers	84.7	-	-	84.7	-	2
	54	[Component] Pathway to work (FR) - Disabled jobseekers	7.2	-	-	7.2	-	2
	58	Crèches facilities (WR)	0.1	-	-	0.1	-	2
	60	Restructuring support programme (retraining units) (WR)	2.0	0.6	-	1.4	-	2
	65	Re-employment fund (FR)	6.6	-	-	6.6	-	
	68	Vocational integration (BCR)	5.1	-	-	5.1	-	2
	77	Vocational guidance (WR)	18.8	-	-	18.8	-	3
	78	Vocational project contract (BCR)	-	-	-	-	-	1
	101	Employment house (WR)	0.5	-	-	0.5	-	
1.2	124	[Component] Administration of LMP measures (FED) - ALE / PWA	34.1	-	-	34.1	-	
	124	[Component] Administration of LMP measures (FED) - ONEM / RVA	21.5	-	-	21.5	-	
	124	[Component] Administration of LMP measures (FED) - Service vouchers	13.0	-	-	13.0	-	
	125	[Component] Administration of LMP supports (FED) - Payment institutions	180.2	-	-	180.2	-	
	125	[Component] Administration of LMP supports (FED) - ONEM	178.8	-	-	178.8	-	
2		Training	543.4 e	212.5	23.6 e	307.3 e	-	
2.1	3	Encouraging the unemployed to resume studying (FED)	22.0	22.0	-	-	-	
	40	[Component] Vocational training (FR) - Vocational training	173.0	-	-	173.0	-	4
	40	[Component] Vocational training (FR) - Vocational training for disabled	11.0	-	-	11.0	-	4
	41	Vocational training (WR)	107.9	32.4	4.9	70.6	-	4
	42	Vocational training (BCR)	35.4	-	-	35.4	-	4,5
	43	Vocational training allowances (FED)	147.5	147.5	-	-	-	6
	44	Vocational training (GC)	1.9 e	-	-	1.9 e	-	4
	64	Training cheques for vocational integration (BCR)	4.0	4.0	-	-	-	
	75	Driving licences grants (WR)	0.6	-	-	0.6	-	
	114	Vocational training centres for disabled people (WR)	12.4	-	-	12.4	-	
	130	Vocational training contract for disabled (BCR)	-	-	-	-	-	2,5
	148	Mobilisation plan for ICT (WR)	2.2	-	-	2.2	-	
2.2	13	Training and integration contract (WR)	4.4	4.4	-	-	-	
	106	Vocational training contracts (WR)	2.3	2.3	-	-	-	
	113	Reception and training units in enterprises of adapted work (WR)	0.7 e	-	0.7 e	-	-	
	129	Training and integration contract (BCR)	-	-	-	-	-	5
	135	Formation by work in companies (WR)	9.6	-	9.6	-	-	
	136	Vocational training contracts (BCR)	0.1	-	0.1	-	-	
2.4	10	Alternance training (WR)	8.4	-	8.4	-	-	
3		Job rotation and job sharing	-	-	-	-	-	

B.3.1 LMP expenditure by intervention and by type of action, 2008: Belgium

Euro (millions)

eurostat		Category, intervention number and name	15.1 Total	15.2 Transfers to individuals	15.3 Transfers to employers	15.4 Transfers to service providers	15.5 Not specified	Notes
4		Employment incentives	1 567.2	203.3	492.0	871.9	-	
4.1	26	Relocation allowances for the unemployed (BCR)	-	-	-	-	-	7
	28	Transition-to-work subsidy (BCR)	0.1	-	0.1	-	-	
	61	Activa (FED)	353.4	184.5	168.9	-	-	
	70	Recruitment of unemployed persons in the context of economic expansion (BCR)	2.1	-	2.1	-	-	
	73	Insertion enterprises (FR)	5.0	-	5.0	-	-	
	88	Activa Start - activation of unemployment benefits for first jobs (FED)	2.1	2.1	-	-	-	
	90	Back-to-work bonus for people aged 50+ (FED)	15.5	15.5	-	-	-	
	92	Insertion through temporary work (FED)	0.0	-	0.0	-	-	
	93	CPAS contract - art.60 of CPAS Law (FED)	128.4	-	128.4	-	-	
	94	Tutorial grant - art.61 of CPAS Law (FED)	0.7	-	0.7	-	-	
	95	Recruitment of workers dismissed after restructuring - reduced social contributions (FED)	7.5	1.2	6.2	-	-	
	104	Insertion enterprises (WR)	10.7	-	10.7	-	-	
	109	Premiums for tutoring disabled workers (WR)	0.2	-	0.2	-	-	
	110	Integration premiums when hiring disabled people (WR)	1.3	-	1.3	-	-	
	116	Discovery internship for people with disabilities (WR)	0.0	-	0.0	-	-	
	118	Back-to-work bonus 50+ (FR)	11.5	-	11.5	-	-	
	126	Service vouchers (FED)	1 007.4	-	135.5	871.9	-	
	137	Integration premiums and convention 26 (BCR)	1.1	-	1.1	-	-	
	150	Employment in a firm (GC)	0.3	-	0.3	-	-	
4.2	96	Reimbursement of outplacement costs in case of restructuring and cheques (FED)	19.9	-	19.9	-	-	
5		Supported employment and rehabilitation	424.3	2.3	422.0	-	-	
5.1	66	Social workshops (FR)	41.0	-	41.0	-	-	
	84	Sheltered work place (FR)	211.0	-	211.0	-	-	
	86	Flemish support bonus (FR)	45.3	-	45.3	-	-	
	100	Sheltered work (FED)	3.8	-	3.8	-	-	8
	105	Provisions to keep workers within enterprises of adapted work (WR)	0.4	-	0.4	-	-	
	108	Compensation premium (WR)	14.8	-	14.8	-	-	
	111	Interventions in the travel costs of disabled workers (WR)	1.0	1.0	-	-	-	
	112	Adaptation of the work station (WR)	0.1	-	0.1	-	-	
	115	Enterprises of adapted work (WR)	81.1	-	81.1	-	-	
	119	Interventions in the travel costs of disabled workers (FR)	0.4	0.4	-	-	-	
	120	Adaptation of the work station or work tools (FR)	0.9	0.9	-	-	-	
	140	Enterprises of adapted work (BCR)	22.7	-	22.7	-	-	
	151	Employment in a sheltered workshop (GC)	1.8	-	1.8	-	-	
	152	Adaptation of the workplace to the needs of employees with disabilities	0.0	-	0.0	-	-	

B.3.1 LMP expenditure by intervention and by type of action, 2008: Belgium

Euro (millions)

eurostat		Category, intervention number and name	15.1 Total	15.2 Transfers to individuals	15.3 Transfers to employers	15.4 Transfers to service providers	15.5 Not specified	Notes
6		Direct job creation	1 184.5	117.9	1 066.7	-	-	
14		[Component] Third working circuit (FR, WR, BCR) - FR	17.5	17.5	-	-	-	9
14		[Component] Third working circuit (FR, WR, BCR) - BCR	-	-	-	-	-	9
14		[Component] Third working circuit (FR, WR, BCR) - WR	3.3	3.3	-	-	-	9
19		Promoting employment in the non-market sector - FBI (FED)	26.8	-	26.8	-	-	
21		Local employment agencies (FED)	13.1	13.1	-	-	-	10
27		Transition-to-work scheme (WEP+) (FR)	27.9	-	27.9	-	-	
52		First job agreement in projects of public interest (BCR)	2.0	-	2.0	-	-	
63		Support for the promotion of employment (APE) - Market and non-market sectors (WR)	516.4	-	516.4	-	-	
71		Transition-to-work scheme (BCR)	5.9	-	5.9	-	-	
72		Transition-to-work scheme (WR)	15.0	-	15.0	-	-	
89		Transition-to-work scheme (FED)	37.9	28.1	9.8	-	-	
91		Social integration units - SINE (FED)	75.1	55.8	19.4	-	-	
121		First job agreement in projects of public interest - learning work experience in Brussels public services (BCR)	2.2	-	2.2	-	-	
127		[Component] Subsidised contractors (GC) - VoG	2.6	-	2.6	-	-	
127		[Component] Subsidised contractors (GC) - Local authorities	1.6	-	1.6	-	-	
128		Transition-to-work scheme (GC)	0.1	-	0.1	-	-	
133		Subsidised contractors (BCR)	149.6	-	149.6	-	-	
134		Subsidised contractors (FR)	282.1	-	282.1	-	-	
147		Local service economy (FR)	5.2	-	5.2	-	-	
7		Start-up incentives	13.4	13.2	-	0.2	-	
34		Loans for unemployed persons (FED)	13.2	13.2	-	-	-	
45		Support for the creation and management of enterprises (BCR)	0.2	-	-	0.2	-	2
107		Premium for independent workers (WR)	0.1	0.1	-	-	-	
8		Out-of-work income maintenance and support	4 466.9	4 447.0	19.9	-	-	
8.1	37	Unemployment benefit (FED)	3 686.1	3 686.1	-	-	-	
8.2	144	Temporary unemployment for economic reasons (FED)	430.6	430.6	-	-	-	
8.3	39	Part-time workers receiving income guarantee allowance (FED)	209.1	209.1	-	-	-	
8.4	97	6 months income for dismissed workers in the case of restructuring (FED)	19.9	-	19.9	-	-	
8.5	145	Enterprise closure fund (FED)	121.2	121.2	-	-	-	

B.3.1 LMP expenditure by intervention and by type of action, 2008: Belgium

Euro (millions)

eurostat Category, intervention number and name			15.1 Total	15.2 Transfers to individuals	15.3 Transfers to employers	15.4 Transfers to service providers	15.5 Not specified	Notes
9	Early retirement		2 560.0	2 560.0	-	-	-	
9.1	38	Early retirement by collective agreement (FED)	1 440.0	1 440.0	-	-	-	
	99	Partial early retirement (FED)	2.7	2.7	-	-	-	
9.2	123	Benefits for older unemployed exempt from jobsearch (FED)	1 117.3	1 117.3	-	-	-	
1-9	Total LMP (categories 1-9)		11 439.2 e	7 556.7	2 024.3 e	1 858.2 e	-	
2-7	Total LMP measures (categories 2-7)		3 732.9 e	549.2	2 004.4 e	1 179.4 e	-	
8-9	Total LMP supports (categories 8-9)		7 026.8	7 006.9	19.9	-	-	

Key : Not available; :n Not significant; - Not applicable or real zero or zero by default; 0 or 0.00 Less than half of the unit used; e Estimated value; s Eurostat estimate; p Provisional data; b Break in series

Source Eurostat, LMP database: [lmp_expme_be](#)

1 Expenditure of BE-78 is included in BE-1.

2 Includes ESF contribution.

3 Includes expenditure related to the integrated program for social and vocational integration (old BE-12).

4 Beneficiaries of this regional training programme continue to receive unemployment benefits which are reported under BE-43 (category 2).

5 Expenditure of BE-129 and BE-130 are included under BE-42.

6 These are unemployment benefits paid to beneficiaries of regional training programmes (BE-40, 41, 42 and 44).

7 Intervention not applied in 2008.

8 Scheme abolished since July 2004, but unemployment benefits are paid to employees who started to work before that date (and until the end of their employment contract).

9 Intervention coming to an end.

10 This intervention is being replaced by the Service vouchers (BE-126).

B.3.2 LMP expenditure by intervention and by type of action, 2008: Bulgaria

Euro (millions)

eurostat		Category, intervention number and name	15.1 Total	15.2 Transfers to individuals	15.3 Transfers to employers	15.4 Transfers to service providers	15.5 Not specified	Notes
1		Labour market services	18.2	-	-	18.2	-	
1.1	1	Information services	-	-	-	-	-	1
	2	Individual case-management	-	-	-	-	-	1
	62	[Component] Activation of Inactive Persons National Programme - Activation and inclusion on the labour market of inactive and discouraged person	0.0	-	-	0.0	-	
1.2	3	Administration of active measures	16.5	-	-	16.5	-	1
	4	Other activities	1.7	-	-	1.7	-	
2		Training	12.0	1.9	4.5	5.6	-	
2.1	5	Vocational training courses organised by the EA	6.2	1.9	-	4.3	-	
	8	Vocational training and social inclusion of school dropouts	0.0	: n	-	0.0	-	2
	12	Regional programmes for literacy, vocational training and employment in public benefit activities	0.4	: n	-	0.4	-	2
	42	[Component] Welfare to work - Training	-	-	-	-	-	
	43	[Component] Employment for teachers in the training of disabled children - Training	-	-	-	-	-	
	44	[Component] Beautiful Bulgaria -	0.2	0.1	-	0.2	-	
	46	[Component] Programme for training and employment of disabled persons - Training	-	-	-	-	-	
	49	[Component] Incentives for employers to hire unemployment benefit recipients in part-time working arrangements -	-	-	-	-	-	3
	54	[Component] Assistants for people with disabilities - Training	-	-	-	:	-	
	56	National programme for literacy and qualification training of Roma people	0.5	: n	-	0.5	-	2
	58	"Optimism" Project	0.1	: n	-	0.1	-	2
2.4	14	Incentives for employers to provide internships for unemployed people aged under 29	1.3	-	1.3	-	-	
	15	Incentives for employers to provide internships for the acquisition of qualifications	3.1	-	3.1	-	-	
	60	Increasing employability through apprenticeship (Art. 55d of the EPA)	0.1	-	0.1	-	-	
3		Job rotation and job sharing	-	-	-	-	-	

B.3.2 LMP expenditure by intervention and by type of action, 2008: Bulgaria

Euro (millions)

eurostat		Category, intervention number and name	15.1 Total	15.2 Transfers to individuals	15.3 Transfers to employers	15.4 Transfers to service providers	15.5 Not specified	Notes
4		Employment incentives	14.8	0.1	14.7	-	-	
4.1	18	Incentives for employers to hire unemployed people aged under 29	0.6	-	0.6	-	-	
	19	Incentives for employers to hire long-term unemployed	0.1	-	0.1	-	-	
	20	Encouraging employer micro-enterprises to provide new jobs by subsidising the first 5 places	0.2	-	0.2	-	-	
	21	Incentives for employers to hire unemployed people as part-timers	0.4	-	0.4	-	-	
	22	Incentives for employers to create jobs for unemployed single parents with children up to 3 years old	0.8	-	0.8	-	-	
	23	Incentives for employers to hire older unemployed	2.6	-	2.6	-	-	
	24	Support in retirement	6.4	-	6.4	-	-	
	46	[Component] Programme for training and employment of disabled persons - Employment	2.8	-	2.8	-	-	
	48	Encouraging geographical mobility of the unemployed	0.1	0.1	-	-	-	
	49	[Component] Incentives for employers to hire unemployment benefit recipients in part-time working arrangements -	-	-	-	-	-	3
	50	[Component] Entrepreneurship promotion - Employment	: n	: n	-	-	-	
	55	Providing employment to unemployed persons who received monthly social benefits ("bonus")	0.0	0.0	-	-	-	
	59	Incentives for employers to create jobs for unemployed single parents with children between 3 and 5 years of age	0.8	-	0.8	-	-	
5		Supported employment and rehabilitation	2.0	-	2.0	-	-	
5.1	27	Incentives for employers to create jobs for unemployed people with permanently reduced capacity to work	2.0	-	2.0	-	-	
6		Direct job creation	59.1	1.7	57.4	-	-	
	28	Employment in public administration for young people with university degree	0.9	-	0.9	-	-	
	29	Employment in support of the Bulgarian theatre	0.5	-	0.5	-	-	
	42	[Component] Welfare to work - Employment	37.2	-	37.2	-	-	
	43	[Component] Employment for teachers in the training of disabled children - Direct job creation	0.1	-	0.1	-	-	
	44	[Component] Beautiful Bulgaria -	1.0	-	1.0	-	-	
	53	Teachers for vacation	0.6	: n	0.6	-	-	4
	54	[Component] Assistants for people with disabilities - Direct job creation	17.2	-	17.2	:	-	
	57	"Maternity Support" Programme	1.6	1.6	-	-	-	
	62	[Component] Activation of Inactive Persons National Programme - Roma mediator	0.0	0.0	-	-	-	
	63	Aesculapius Programme	0.0	0.0	-	-	-	
7		Start-up incentives	1.7	1.3	-	0.4	-	
	26	Entrepreneurship promotion for people with reduced capacity	0.2	0.2	-	-	-	
	31	Employment through business support (JOBS)	0.4	: n	-	0.4	-	2
	32	Vocational training for beneficiaries of the "Micro-credit guarantee fund"	-	-	-	-	-	3
	33	Encouraging entrepreneurship among agricultural producers	0.5	0.5	-	-	-	
	35	Entrepreneurial incentives for women in the sphere of childcare services	: n	: n	-	-	-	5
	50	[Component] Entrepreneurship promotion - Business start-up	0.7	0.7	-	-	-	

B.3.2 LMP expenditure by intervention and by type of action, 2008: Bulgaria

Euro (millions)

eurostat		Category, intervention number and name	15.1 Total	15.2 Transfers to individuals	15.3 Transfers to employers	15.4 Transfers to service providers	15.5 Not specified	Notes
8		Out-of-work income maintenance and support	53.2	53.2	-	-	-	
8.1	37	Unemployment benefits	51.2	51.2	-	-	-	
	61	Long-Term Unemployment Benefit (art. 54i of Social Insurance Code)	1.9	1.9	-	-	-	
8.3	38	Part-time unemployment benefits	0.0	0.0	-	-	-	
8.4	36	Redundancy compensation	: n	: n	-	-	-	5
9		Early retirement	-	-	-	-	-	
1-9		Total LMP (categories 1-9)	160.9	58.2	78.5	24.2	-	
2-7		Total LMP measures (categories 2-7)	89.5	5.0	78.5	5.9	-	
8-9		Total LMP supports (categories 8-9)	53.2	53.2	-	-	-	

Key : Not available; :n Not significant; - Not applicable or real zero or zero by default; 0 or 0.00 Less than half of the unit used; e Estimated value; s Eurostat estimate; p Provisional data; b Break in series

Source Eurostat, LMP database: [lmp_expme_bg](#)

- 1 BG-3 includes expenditure of interventions BG-1 and BG-2.
- 2 All expenditure is reported as transfers to service providers, which is the most important element.
- 3 Intervention not applied in 2008.
- 4 All expenditure is reported as transfers to employers, which is the most important element.
- 5 Intervention coming to an end.

B.3.3 LMP expenditure by intervention and by type of action, 2008: Czech Republic

Euro (millions)

eurostat		Category, intervention number and name	15.1 Total	15.2 Transfers to individuals	15.3 Transfers to employers	15.4 Transfers to service providers	15.5 Not specified	Notes
1		Labour market services	179.0	-	-	179.0	-	
1.1	1	Employment brokerage	53.6	-	-	53.6	-	
	6	Vocational rehabilitation of persons with working limitations	0.2	-	-	0.2	-	
1.2	14	Other services and overheads of the PES	125.2	-	-	125.2	-	
2		Training	10.9	0.2	0.4	10.3	-	
2.1	2	Retraining of the registered unemployed	10.9	0.2	0.4	10.3	-	1
3		Job rotation and job sharing	-	-	-	-	-	
4		Employment incentives	19.6	-	19.6	-	-	
4.1	7	Subsidised new working places (SÚMP)	19.4	-	19.4	-	-	
	19	Allowance for on-the-job training	0.0	-	0.0	-	-	
4.2	4	Contribution to employer for partial coverage of employees wages due to conversion to the new production program	-	-	-	-	-	2
	18	Allowance for transporting employees	0.2	-	0.2	-	-	
5		Supported employment and rehabilitation	101.4	-	101.4	-	-	
5.1	5	Contribution to employers for establishing and running sheltered workshops and working places	9.9	-	9.9	-	-	
	16	Contribution to the employer whose more than 50% of employees are disabled persons	91.5	-	91.5	-	-	
6		Direct job creation	18.7	-	18.7	-	-	
	8	Public works programme (VPP)	18.7	-	18.7	-	-	
7		Start-up incentives	3.9	3.9	-	-	-	
	12	Contribution to registered unemployed with working limitations for working equipment when starting self-employment	0.2	0.2	-	-	-	
	13	Self employment - publicly beneficial working places (SVC SÚPM)	3.5	3.5	-	-	-	
	17	Bridging allowance	0.2	0.2	-	-	-	
8		Out-of-work income maintenance and support	291.2	291.2	-	-	-	
8.1	3	Unemployment benefit for registered unemployed	285.2	285.2	-	-	-	
8.5	10	Protection of employees due to insolvency of the employer	6.0	6.0	-	-	-	
9		Early retirement	-	-	-	-	-	
1-9		Total LMP (categories 1-9)	624.7	295.3	140.0	189.3	-	
2-7		Total LMP measures (categories 2-7)	154.4	4.1	140.0	10.3	-	
8-9		Total LMP supports (categories 8-9)	291.2	291.2	-	-	-	

Key : Not available; :n Not significant; - Not applicable or real zero or zero by default; 0 or 0.00 Less than half of the unit used; e Estimated value; s Eurostat estimate; p Provisional data; b Break in series

Source Eurostat, LMP database: [lmp_expme_cz](#)

1 Participants receive increased unemployment benefits which are recorded in category 8 (CZ-3). Expenditure includes costs of training of some persons not registered unemployed and not counted amongst participants (amounts are considered to be negligible).

2 Intervention not applied in 2008

B.3.4 LMP expenditure by intervention and by type of action, 2008: Denmark

Euro (millions)

eurostat		Category, intervention number and name	15.1 Total	15.2 Transfers to individuals	15.3 Transfers to employers	15.4 Transfers to service providers	15.5 Not specified	Notes
1		Labour market services	547.1	-	-	547.1	-	
	5	Public employment service	147.3	-	-	147.3	-	
1.1	17	Short guidance and skills qualification programs	399.8	-	-	399.8	-	
2		Training	541.0	482.5	58.5	-	-	
2.1	8	Education and training	257.8	257.8	-	-	-	
	9	Specially arranged activation	203.6	203.6	-	-	-	
	33	Education of immigrants	21.1	21.1	-	-	-	
2.4	31	Adult apprenticeship support	58.5	-	58.5	-	-	
3		Job rotation and job sharing	: n	-	: n	-	-	
3.1	38	Job rotation scheme	: n	-	: n	-	-	
4		Employment incentives	315.1	121.6	193.5	-	-	
4.1	6	Wage subsidies	136.0	-	136.0	-	-	
	7	Practical work training in enterprises	121.6	121.6	-	-	-	
	26	Servicejobs	16.2	-	16.2	-	-	
	30	Support of disabled	41.2	-	41.2	-	-	
5		Supported employment and rehabilitation	1 424.2	374.9	1 049.4	-	-	
5.1	21	Flex jobs, including flex jobs for self-employed	1 030.1	-	1 030.1	-	-	
	22	Wage subsidies for persons, who receive early retirement pension (formerly known as light jobs)	19.3	-	19.3	-	-	
5.2	20	Rehabilitation	341.6	341.6	: n	-	-	
	28	Pre-rehabilitation	33.2	33.2	-	-	-	
6		Direct job creation	-	-	-	-	-	
7		Start-up incentives	-	-	-	-	-	
8		Out-of-work income maintenance and support	1 704.6 e	1 704.6 e	-	-	-	
8.1	1	[Component] Unemployment insurance - Full time	1 045.2 e	1 045.2 e	-	-	-	1
	2	Social assistance (unemployment)	322.6	322.6	-	-	-	
	29	Unemployment allowance	247.2	247.2	-	-	-	
8.2	1	[Component] Unemployment insurance - Partial	- e	- e	-	-	-	1
8.3	1	[Component] Unemployment insurance - Part-time	- e	- e	-	-	-	1
8.5	25	Wage earners guarantee fund	89.6	89.6	-	-	-	
9		Early retirement	1 128.8	1 128.8	-	-	-	
9.2	24	Early retirement pay, from unemployment	1 031.9	1 031.9	-	-	-	
	32	Flex allowance	96.8	96.8	-	-	-	
1-9		Total LMP (categories 1-9)	5 660.8 e	3 812.3 e	1 301.4	547.1	-	
2-7		Total LMP measures (categories 2-7)	2 280.3	979.0	1 301.4	-	-	
8-9		Total LMP supports (categories 8-9)	2 833.3 e	2 833.3 e	-	-	-	


Key : Not available; :n Not significant; - Not applicable or real zero or zero by default; 0 or 0.00 Less than half of the unit used; e Estimated value; s Eurostat estimate; p Provisional data; b Break in series

Source Eurostat, LMP database: [lmp_expme_dk](#)

1 The breakdown of expenditure by type of benefit (full-time, part-time or partial) is not known so all expenditure is shown as full-time benefits, which are the most important.

B.3.5 LMP expenditure by intervention and by type of action, 2008: Germany

Euro (millions)

 Category, intervention number and name			15.1 Total	15.2 Transfers to individuals	15.3 Transfers to employers	15.4 Transfers to service providers	15.5 Not specified	Notes
1	Labour market services		7 054.0 e	669.8	0.6	6 383.6 e	-	
1.1	35	Counselling and placement assistance	128.7	128.7	-	-	-	1
	43	Placement voucher	99.3	-	-	99.3	-	
	47	Placement by third parties by order of PES	235.1	-	-	235.1	-	1
	63	[Component] Administrative expenditure of the federal agency for work (Bundesagentur für Arbeit) - Information services (administration costs)	1 167.5 e	-	-	1 167.5 e	-	2
	63	[Component] Administrative expenditure of the federal agency for work (Bundesagentur für Arbeit) - Individual case management (administration costs)	1 768.4 e	-	-	1 768.4 e	-	2
	64	Assessment of chances (Profiling)	-	-	-	-	-	2
	65	Specialised integration services	3.0	-	-	3.0	-	
	66	Vocational guidance	52.3	-	-	52.3	-	1
	67	Integration agreement	-	-	-	-	-	2
	75	Other additional services	515.4	515.4	-	-	-	1
	76	Accompanying services	: n	-	-	: n	-	3
	92	Other rehabilitation related assistance	25.7	25.7	-	-	-	
	99	Socio-pedagogical accompaniment	2.9	-	0.6	2.3	-	1,4
1.2	63	[Component] Administrative expenditure of the federal agency for work (Bundesagentur für Arbeit) - Administration of active measures	1 018.1 e	-	-	1 018.1 e	-	2
	63	[Component] Administrative expenditure of the federal agency for work (Bundesagentur für Arbeit) - Administration of interventions in categories 8-9	1 095.5 e	-	-	1 095.5 e	-	2
	63	[Component] Administrative expenditure of the federal agency for work (Bundesagentur für Arbeit) - Other administration costs	942.2 e	-	-	942.2 e	-	2

B.3.5 LMP expenditure by intervention and by type of action, 2008: Germany

Euro (millions)

eurostat		Category, intervention number and name	15.1 Total	15.2 Transfers to individuals	15.3 Transfers to employers	15.4 Transfers to service providers	15.5 Not specified	Notes
2		Training	7 227.8 e	2 529.2	681.7	4 016.9 e	-	
	27	Independent measures = Incentive measures free eligible	60.6	60.6	-	-	-	
	31	ESF PES-programme	36.5	36.5	-	-	-	4
	86	Aptitude tests / vocational guidance	: n	: n	-	-	-	
	91	Distance study	: n	: n	-	-	-	
	104	Unassigned expenditure on rehabilitative training activities	1 201.8	-	116.7	1 085.1	-	
2.1	6	[Component] Measures to improve prospects of integration - Training measures	343.1 e	-	-	343.1 e	-	1
	11	Support for vocational preparation training measures for young people	604.4	204.5	-	399.9	-	
	12	Support for further vocational training	2 196.1	1 407.8	-	788.3	-	1
	14	[Component] Short-time working allowance - Transfer short-time working allowance	131.2	131.2	-	-	-	
	44	Income subsidies for people in further vocational training	88.7	-	88.7	-	-	1
	53	Integration measures	30.3	-	-	30.3	-	1
	70	Transfer measures	13.3	-	13.3	-	-	
	80	Transitional subsidy	97.3	97.3	-	-	-	
	81	Training allowance	162.8	162.8	-	-	-	
	87	[Component] Support for vocational training of disabled persons - Special measures for rehabilitation in training institutions	: n	-	: n	-	-	1
	88	[Component] Support for further education of disabled persons - Special measures for further education	670.0	-	-	670.0	-	1
	93	Vocational training outside the workplace	980.6	-	341.5	639.2	-	
	96	ESF BA-Programme 2007-2013 transfer short-time work allowance	0.3	-	0.3	-	-	4
	100	Activation assistance	23.2	-	21.2	2.0	-	1
2.2	88	[Component] Support for further education of disabled persons - General measures for further education	116.5	61.0	0.0	55.5	-	1
	94	Allowances during apprenticeship	11.4	-	8.8	2.7	-	
	95	Transitional assistance	1.7	-	1.0	0.7	-	1
	98	Training allowance for younger workers	1.5	-	1.5	-	-	1
2.4	34	Vocational training allowance	353.4	353.4	-	-	-	
	71	First integration qualification for young people	64.8	14.1	50.6	-	-	1
	87	[Component] Support for vocational training of disabled persons - Training allowance for disabled people	38.2	-	38.2	-	-	1
3		Job rotation and job sharing	5.2	-	5.2	-	-	
3.1	46	Job Rotation - Employment-training rotation programme	5.2	-	5.2	-	-	1
4		Employment incentives	1 889.3	473.4	1 402.1	13.8	-	
4.1	7	Mobility allowances	243.4	243.4	-	-	-	1
	16	Recruitment subsidy for new businesses	72.2	-	72.2	-	-	1
	18	Integration subsidies	939.7	-	939.7	-	-	1
	48	Personnel Service Agencies	13.8	-	-	13.8	-	1
	52	Wage protection for older employees	57.0	57.0	-	-	-	
	73	[Component] Community service jobs - Variable payment	371.5	-	371.5	-	-	1
	74	[Component] Job finders grant - Insured employment	36.7	36.7	-	-	-	1
	97	Employment allowance	136.3	136.3	-	-	-	1
	101	Bonus for apprenticeship	10.5	-	10.5	-	-	
	102	Integration voucher	8.2	-	8.2	-	-	

B.3.5 LMP expenditure by intervention and by type of action, 2008: Germany

Euro (millions)

eurostat		Category, intervention number and name	15.1 Total	15.2 Transfers to individuals	15.3 Transfers to employers	15.4 Transfers to service providers	15.5 Not specified	Notes
5		Supported employment and rehabilitation	809.1	581.6	225.4	2.1	-	
	82	Work assistance	2.1	-	-	2.1	-	
	83	Employer subsidies for rehabilitation	8.3	-	8.3	-	-	1
5.1	23	Incentives for the recruitment and employment of the severely disabled	140.6	-	140.6	-	-	1
5.2	89	Communication techniques and basic life-skills training for blind or deaf people	: n	: n	-	-	-	
	90	Interventions to support insertion into vocational training in a sheltered workshop	658.1	581.6	76.5	-	-	
6		Direct job creation	1 592.5	-	1 592.5	-	-	
	21	Support for job-creation measures (ABMs)	513.0	-	513.0	-	-	1
	22	Support for structural adjustment measures	9.8	-	9.8	-	-	5
	73	[Component] Community service jobs - Additional expenditure variant	1 069.6	-	1 069.6	-	-	1
7		Start-up incentives	1 670.0 e	1 666.0	-	4.0 e	-	
	6	[Component] Measures to improve prospects of integration - Assessment	4.0 e	-	-	4.0 e	-	1
	49	Business start-up subsidy	145.0	145.0	-	-	-	5
	74	[Component] Job finders grant - Self-employed	27.1	27.1	-	-	-	1
	79	Start-up subsidy	1 493.9	1 493.9	-	-	-	
8		Out-of-work income maintenance and support	26 008.1 e	25 882.1 e	126.0	-	-	
8.1	1	Unemployment benefit	13 855.3	13 855.3	-	-	-	
	77	[Component] Unemployment benefit (ALG II) - Unemployed recipients	10 943.7 e	10 943.7 e	-	-	-	
8.2	14	[Component] Short-time working allowance - Short-time working allowance caused by conjuncture	110.1	110.1	-	-	-	
	103	Seasonal short time working allowance and supplementary benefits	443.8	317.9	126.0	-	-	
8.3	2	Partial unemployment benefit	1.4	1.4	-	-	-	
8.5	4	Bankruptcy compensation payment	653.8	653.8	-	-	-	
8.A	78	Adjustment for double-counting, category 8	-	-	-	-	-	
9		Early retirement	1 364.9	-	1 364.9	-	-	
9.1	24	Support of part-time employment for older employees	1 364.9	-	1 364.9	-	-	
1-9		Total LMP (categories 1-9)	47 620.8 e	31 802.1 e	5 398.3	10 420.4 e	-	
2-7		Total LMP measures (categories 2-7)	13 193.9 e	5 250.2	3 906.9	4 036.8 e	-	
8-9		Total LMP supports (categories 8-9)	27 373.0 e	25 882.1 e	1 490.8	-	-	

Key : Not available; :n Not significant; - Not applicable or real zero or zero by default; 0 or 0.00 Less than half of the unit used; e Estimated value; s Eurostat estimate; p Provisional data; b Break in series

Source Eurostat, LMP database: [lmp_expme_de](#)

1 Without data of the municipalities.

2 Expenditure of DE-64 and DE-67 (category 1.1.2) are included in DE-63.

3 Expenditure is the responsibility of municipalities and data are unavailable.

4 Includes ESF contribution.

5 Intervention coming to an end.

B.3.6 LMP expenditure by intervention and by type of action, 2008: Estonia

Euro (millions)

eurostat		Category, intervention number and name	15.1 Total	15.2 Transfers to individuals	15.3 Transfers to employers	15.4 Transfers to service providers	15.5 Not specified	Notes
1		Labour market services	5.3	-	-	5.3	-	
1.1	1	Placement by public employment services	5.3	-	-	5.3	-	1,2
	2	Career counselling	0.0	-	-	0.0	-	2,3
	18	Communication support at interviews	-	-	-	-	-	2,4
	21	Psychological counselling	0.0	-	-	0.0	-	2
2		Training	4.9	0.4	0.3	4.2	-	
2.1	3	Labour market training	3.5	0.2	-	3.3	-	2
2.2	16	Coaching for working life	0.9	0.0	-	0.9	-	2
2.4	15	Work practice	0.4	0.1	0.3	-	-	2
3		Job rotation and job sharing	-	-	-	-	-	
4		Employment incentives	0.1	-	0.1	-	-	
4.1	5	Employment subsidy to employer	0.1	-	0.1	-	-	2
	19	Employment with special aids and equipment	0.0	-	0.0	-	-	2
	20	Adaption of premises and equipments	0.0	-	0.0	-	-	2
5		Supported employment and rehabilitation	0.0	-	0.0	-	-	
5.1	17	Working with support person	0.0	-	0.0	-	-	2
6		Direct job creation	-	-	-	-	-	
	6	Community placement	-	-	-	-	-	5
7		Start-up incentives	0.6	0.6	-	-	-	
	4	Employment subsidy to unemployed to start business	0.6	0.6	-	-	-	2
8		Out-of-work income maintenance and support	33.1	33.1	-	-	-	
8.1	7	[Component] Unemployment benefits - Unemployment insurance benefit	16.5	16.5	-	-	-	
	7	[Component] Unemployment benefits - State unemployment benefit	7.4	7.4	-	-	-	
8.4	9	Benefit upon collective termination of employment contracts	4.8	4.8	-	-	-	
8.5	10	Benefits upon insolvency of employer	4.3	4.3	-	-	-	
9		Early retirement	-	-	-	-	-	
1-9		Total LMP (categories 1-9)	44.0	34.0	0.5	9.5	-	
2-7		Total LMP measures (categories 2-7)	5.6	1.0	0.5	4.2	-	
8-9		Total LMP supports (categories 8-9)	33.1	33.1	-	-	-	

Key : Not available; :n Not significant; - Not applicable or real zero or zero by default; 0 or 0.00 Less than half of the unit used; e Estimated value; s Eurostat estimate; p Provisional data; b Break in series

Source Eurostat, LMP database: [lmp_expme_ee](#)

1 EE-1 covers all administrative expenditure of the Estonian Labour Market Board and local employment offices.

2 Includes ESF contribution.

3 Expenditure of direct counselling funded by ESF.

4 Costs of interviews covered under EE-1. Communication support is provided by volunteers so there is no additional expenditure.

5 Data on expenditure not available.

B.3.7 LMP expenditure by intervention and by type of action, 2008: Ireland

Euro (millions)

eurostat		Category, intervention number and name	15.1 Total	15.2 Transfers to individuals	15.3 Transfers to employers	15.4 Transfers to service providers	15.5 Not specified	Notes
1		Labour market services	381.1 e	0.2	-	380.9 e	-	
1.1	9	Job facilitation service	2.3	-	-	2.3	-	
	15	Job clubs	5.9	0.2	-	5.6	-	1,2
	22	Counselling/guidance	32.5 e	-	-	32.5 e	-	2
	36	Local employment services	19.3	-	-	19.3	-	2
	55	Technical Employment Support Grant	3.1	-	-	3.1	-	
1.2	57	[Component] FÁS - non-LMP programmes and other staff costs/overheads - Direct costs	180.7	-	-	180.7	-	2
	57	[Component] FÁS - non-LMP programmes and other staff costs/overheads - Staff costs	59.2	-	-	59.2	-	2
	58	FÁS - administration of LMP programmes	77.1	-	-	77.1	-	2
	59	Basic Education Workplace Scheme	1.1	-	-	1.1	-	
2		Training	474.8	235.8	-	239.0	-	
	51	Specialist Training Providers	55.2	23.3	-	31.8	-	
2.1	10	Back to education allowance (BTEA)	77.1	77.1	-	-	-	
	35	VTOS (Vocational training opportunities scheme)	71.2	-	-	71.2	-	2
	38	Bridging Foundation	23.6	17.0	-	6.6	-	2
	39	Specific Skills Training	41.4	28.6	-	12.7	-	2
	43	Return to Work	3.0	2.1	-	0.9	-	2
	62	Senior Traveller Training Centres (STTC)	26.3	6.9	-	19.4	-	2
2.2	45	Local Training Initiative	32.7	26.9	-	5.8	-	2
2.3	34	Youthreach	65.3	16.1	-	49.2	-	
	40	Traineeship	29.2	20.8	-	8.4	-	2
	41	Foundation/Progression in Community Training Centres	49.8	16.9	-	32.9	-	2
3		Job rotation and job sharing	-	-	-	-	-	
4		Employment incentives	74.5	74.5	: n	: n	-	
4.1	4	Back to work allowance	73.2	73.2	-	-	-	3
	5	PRSI Exemption scheme	: n	-	: n	: n	-	
	7	Part-time job incentive scheme	1.3	1.3	-	-	-	
5		Supported employment and rehabilitation	18.0	-	9.4	8.6	-	
5.1	52	Supported Employment Programme	8.6	-	-	8.6	-	
	60	Wage subsidy scheme	9.4	-	9.4	-	-	
6		Direct job creation	415.2	376.9	-	38.4	-	
	23	Community employment scheme	377.5	342.6	-	34.9	-	
	37	Job Initiative	37.7	34.3	-	3.5	-	2
7		Start-up incentives	-	-	-	-	-	
	3	Back to work enterprise allowance (BWEA)	-	-	-	-	-	3
8		Out-of-work income maintenance and support	2 291.5	2 129.7	161.8	-	-	
8.1	1	Unemployment benefit	928.8	928.8	-	-	-	4
	2	Unemployment assistance	1 158.9	1 158.9	-	-	-	
8.2	64	Systematic short-time	-	-	-	-	-	4
8.4	49	Redundancy Payments	193.7	31.9	161.8	-	-	
8.5	50	Insolvency Payments	10.1	10.1	-	-	-	

B.3.7 LMP expenditure by intervention and by type of action, 2008: Ireland

Euro (millions)

eurostat		Category, intervention number and name	15.1 Total	15.2 Transfers to individuals	15.3 Transfers to employers	15.4 Transfers to service providers	15.5 Not specified	Notes
9		Early retirement	117.7	117.7	-	-	-	
9.2	12	Pre-retirement allowance	117.7	117.7	-	-	-	
1-9		Total LMP (categories 1-9)	3 772.8 e	2 934.8	171.2	666.8 e	-	
2-7		Total LMP measures (categories 2-7)	982.5	687.2	9.4	285.9	-	
8-9		Total LMP supports (categories 8-9)	2 409.2	2 247.4	161.8	-	-	

Key : Not available; :n Not significant; - Not applicable or real zero or zero by default; 0 or 0.00 Less than half of the unit used; e Estimated value; s Eurostat estimate; p Provisional data; b Break in series

Source Eurostat, LMP database: [lmp_expme_ie](#)

1 Covers both FÁS and LES funded Jobs Clubs.


2 Includes ESF contribution.

3 Total expenditure on Back to Work Allowances (Employees and Enterprise) is shown under IE-4.

4 Expenditure for IE-64 (Systematic short-time) is included under IE-1 (Unemployment benefit).

B.3.8 LMP expenditure by intervention and by type of action, 2008: Greece

Euro (millions)

 Category, intervention number and name		15.1 Total	15.2 Transfers to individuals	15.3 Transfers to employers	15.4 Transfers to service providers	15.5 Not specified	Notes
1	Labour market services	27.0	-	-	27.0	-	
1.1	31 Counselling - vocational guidance	2.8	-	-	2.8	-	1
	32 Individualised Approach services (OAED)	12.0	-	-	12.0	-	1
	62 Integrated interventions in favour of women	0.4	-	-	0.4	-	1,2
	106 Supporting and Counselling Services to combat social exclusion (Second Circle 2004-2006)	8.9	-	-	8.9	-	1
	128 Individualised Approach from Social Support Offices	2.9	-	-	2.9	-	1
2	Training	209.7 e	91.9 e	- e	117.8 e	-	
2.1	8 Continuous vocational training programme	10.3	10.3	-	-	-	1
	37 Training for unemployed seamen (Ministry of Merchant Marine)	6.2	1.7	-	4.5	-	1
	82 [Component] Subsidy programme for new professionals, new jobs and stage (O.R.P) - Institutional training (STAGE)	6.5 e	6.5 e	- e	-	-	1,2
	83 [Component] Subsidy programme for new professionals, new jobs and stage (Women) - Institutional training (STAGE)	0.1 e	0.1 e	- e	-	-	1,2
	88 Subsidies for the implementation of special training actions in the region of Peloponnese	1.6	0.6	-	1.0	-	1
	89 Subsidies for the implementation of special training actions in the region of Central Macedonia	-	-	-	-	-	1,3
	93 Continuing training of health professionals	-	-	-	-	-	1,3
	94 Subsidies for the implementation of vocational training in the Region of Epirus	0.6	0.6	-	-	-	1
	95 Vocational training of the unemployed, employed and self-employed in certified centres in the South Aegean region	-	-	-	-	-	1,3
	102 Vocational training in the prefecture of Crete	1.8	0.3	-	1.5	-	1
	103 Vocational training in the prefecture of Thessaly	4.1	1.6	-	2.4	-	1
	104 Greek language courses in Accredited Vocational Training Centres (KEK)	8.8 e	7.3 e	-	1.5 e	-	1,4
	105 Integrated interventions for disadvantaged groups (persons with disabilities and ex-drug users)	5.0	2.2	-	2.8	-	1
	108 Subsidies for the implementation of special training actions in the region of Ionian Islands	3.3	3.3	-	-	-	1
	113 Training for personnel of the Mental Health Structures - Employed at risk	3.8	3.8	-	-	-	1
	114 Integrated Programmes for the Promotion of Public Health	3.1	3.1	-	-	-	1
	129 Integrated Interventions for disadvantaged groups (prisoners, long-term unemployed people over 45 years old, HIV positive people)	5.6	2.6	-	3.0	-	
	130 Vocational training in the prefecture of East Macedonia & Thrace	0.7	0.5	-	0.2	-	1
	131 Vocational Training in the prefecture of Attica	3.6	3.6	-	-	-	1
	132 Subsidies for the implementation of special training actions in the region of Western Greece	3.5	3.5	-	-	-	1
2.3	33 Continuous vocational training programmes for the unemployed (Ministry of Labour - KEK)	123.7	35.7	-	88.0	-	1
	97 Training in construction in accredited vocational centres for the unemployed	17.5	4.6	-	12.9	-	1

B.3.8 LMP expenditure by intervention and by type of action, 2008: Greece

Euro (millions)

eurostat		Category, intervention number and name	15.1 Total	15.2 Transfers to individuals	15.3 Transfers to employers	15.4 Transfers to service providers	15.5 Not specified	Notes
3		Job rotation and job sharing	-	-	-	-	-	
4		Employment incentives	85.7 e	12.1 e	73.6 e	-	-	
4.1	9	Programme New Jobs for the unemployed (OAED)	1.0 e	-	1.0 e	-	-	1,2
	51	Stage programme for the promotion of Employment to the Information Society	0.1 e	0.0 e	0.1 e	-	-	1,2
	60	Programme for the subsidised employment of special social groups	9.1 e	0.8 e	8.4 e	-	-	1
	63	Programme New Jobs for the unemployed (L.A.E.K.) in 13 prefectures	11.3 e	-	11.3 e	-	-	
	66	Programme New Jobs for the unemployed aged 18-30 years old	9.8 e	-	9.8 e	-	-	1
	73	Programme for the subsidized employment of special social groups - ESF	19.3	-	19.3	-	-	1
	82	[Component] Subsidy programme for new professionals, new jobs and stage (O.R.P) - New jobs	0.6 e	- e	0.6 e	-	-	1,2
	83	[Component] Subsidy programme for new professionals, new jobs and stage (Women) - New jobs	0.3 e	- e	0.3 e	-	-	1,2
	110	[Component] Subsidy programmes (Integrated Interventions) with a local focus - Employment Incentives-Recruitment - NJP	16.7 e	:	16.7 e	-	-	1
	111	Programme New Jobs for the unemployed aged over 45 years old	4.7 e	-	4.7 e	-	-	1
	117	Programme for the subsidized employment of unemployed receiving unemployment benefit	1.4 e	-	1.4 e	-	-	1
	118	Subsidy programme for New Jobs "Afforestation and Flood Gate Projects"	3.7 e	3.7 e	-	-	-	
	119	Stage programme in Health and Social Solidarity sectors	1.2 e	1.2 e	-	-	-	
	120	Stage programme in Local Government Bodies	2.9 e	2.9 e	-	-	-	
	121	Stage programme in the Public Sector	0.5 e	0.5 e	-	-	-	1,2
	122	Stage programme in OAED's services	1.5 e	1.5 e	-	-	-	1,2
	123	Stage programme in Social Security Institutions	0.4 e	0.4 e	-	-	-	1,2
	124	Stage programme in Greek Chambers	0.3 e	0.3 e	-	-	-	1
	125	Stage programme in Attica Prefecture public offices	0.2 e	0.2 e	-	-	-	1
	126	Stage programme in Social Care Units	0.4 e	0.4 e	-	-	-	1
	127	Stage programme "Community Initiative EQUAL"	0.1 e	0.1 e	-	-	-	1,2
5		Supported employment and rehabilitation	0.2 e	0.2 e	-	-	-	
5.2	1	Training programmes for people with mental retardation	0.2 e	0.2 e	-	-	-	
6		Direct job creation	21.0	-	21.0	-	-	
	96	Employment promotion actions with the active participation of NGOs (for the unemployed) - First Cycle	21.0	-	21.0	-	-	1

B.3.8 LMP expenditure by intervention and by type of action, 2008: Greece

Euro (millions)

eurostat Category, intervention number and name		15.1 Total	15.2 Transfers to individuals	15.3 Transfers to employers	15.4 Transfers to service providers	15.5 Not specified	Notes
7	Start-up incentives	19.0 e	19.0 e	- e	-	-	
74	Subsidy programme for New Professionals in the sectors of culture and environment	1.0 e	1.0 e	-	-	-	1,2
82	[Component] Subsidy programme for new professionals, new jobs and stage (O.R.P) - New professionals	0.2 e	0.2 e	- e	-	-	1,2
83	[Component] Subsidy programme for new professionals, new jobs and stage (Women) - New professionals	0.5 e	0.5 e	- e	-	-	1,2
98	Subsidy programme for new freelance professionals (Year 2006)	0.3	0.3	-	-	-	1,2
110	[Component] Subsidy programmes (Integrated Interventions) with a local focus - Start-Up Incentives	9.7 e	9.7 e	:	-	-	1
112	Subsidy programme for new professionals - New Scientists	0.8 e	0.8 e	-	-	-	1,2
115	Subsidy joint programme for new professionals - "Business Decentralisation" / "Large Families"	: n	: n	-	-	-	1,2
116	Subsidy programme for new professionals - "General (Year 2007)"	6.5 e	6.5 e	-	-	-	1
8	Out-of-work income maintenance and support	1 104.0	1 104.0	-	-	-	
8.1	22 Unemployment benefit	966.3	966.3	-	-	-	
	23 Special unemployment assistance for those exceeding the unemployment benefit period	1.6	1.6	-	-	-	
	24 Special assistance following a trimester of registered unemployment	2.1	2.1	-	-	-	
	27 National system of protection from unemployment - ESPA (benefit for young unemployed)	0.4	0.4	-	-	-	
	28 Special assistance for ex-offenders	0.5	0.5	-	-	-	
	29 Special assistance for former political refugees and repatriated	0.0	0.0	-	-	-	
	58 Special seasonal assistance	129.7	129.7	-	-	-	
	71 Assistance for long-term unemployed	3.3	3.3	-	-	-	
9	Early retirement	-	-	-	-	-	
1-9	Total LMP (categories 1-9)	1 466.5 e	1 227.1 e	94.6 e	144.8 e	-	
2-7	Total LMP measures (categories 2-7)	335.6 e	123.2 e	94.6 e	117.8 e	-	
8-9	Total LMP supports (categories 8-9)	1 104.0	1 104.0	-	-	-	

Key : Not available; :n Not significant; - Not applicable or real zero or zero by default; 0 or 0.00 Less than half of the unit used; e Estimated value; s Eurostat estimate; p Provisional data; b Break in series

Source Eurostat, LMP database: [lmp_expme_gr](#)

- 1 Includes ESF contribution.
- 2 Intervention coming to an end.
- 3 Intervention not applied in 2008.
- 4 Data refer to 2007.

B.3.9 LMP expenditure by intervention and by type of action, 2008: Spain

Euro (millions)

eurostat		Category, intervention number and name	15.1 Total	15.2 Transfers to individuals	15.3 Transfers to employers	15.4 Transfers to service providers	15.5 Not specified	Notes
1		Labour market services	1 126.7	-	1.2	1 125.4	-	
1.1	28	Vocational guidance	76.0	-	-	76.0	-	
	48	Vocational guidance (measure ES-28 regions)	33.4	-	0.4	33.0	-	
	60	Experimental programmes for vocational integration	49.1	-	-	49.1	-	
	61	Information services	6.9	-	-	6.9	-	
	67	Experimental programmes for vocational integration (measure ES-60 regions)	25.4	-	0.6	24.7	-	
	68	Information services (measure ES-61 regions)	0.5	-	0.2	0.4	-	
1.2	56	Administration of active measures	101.1	-	-	101.1	-	
	57	Administration of benefits	249.6	-	-	249.6	-	
	58	Other services/activities	536.9	-	-	536.9	-	
	65	Administration of active measures (measure ES-56 regions)	1.7	-	-	1.7	-	
	69	Other services/activities (measure ES-58 regions)	45.9	-	-	45.9	-	
2		Training	1 616.1	42.0	185.8	1 388.3	-	
2.1	8	National plan for vocational training and integration (Plan FIP)	825.1	40.4	-	784.7	-	1
	35	National plan for vocational training and integration (Plan FIP, measure ES-8 regions)	128.5	1.6	2.7	124.2	-	
2.2	10	Vocational training in sectors at risk of job losses	150.1	-	150.1	-	-	1
	14	Incentives for training contracts	28.4	-	28.4	-	-	
	62	Vocational training in sectors at risk of job losses (measure ES-10 regions)	13.0	-	4.6	8.4	-	
	63	Incentives for training contracts (measure ES-14 regions)	: n	: n	-	-	-	2
2.3	9	Training at the workplace (employment and training - E.T, C.O and T.E.)	471.0	-	-	471.0	-	1
	49	Training at the workplace (employment and training - ET, CO and TE, measure ES-9 regions)	: n	-	: n	: n	-	2
3		Job rotation and job sharing	93.1	-	93.1	-	-	
3.1	17	Job rotation: temporary work contracts	92.6	-	92.6	-	-	
	41	Job rotation: temporary work contracts (measure ES-17 regions)	0.5	-	0.5	-	-	
4		Employment incentives	2 048.7	5.6	2 033.6	9.5	-	
4.1	11	Incentives for open ended employment contracts	1 802.9	-	1 802.9	-	-	1
	16	Incentives for temporary contracts	113.0	-	113.0	-	-	
	36	Incentives for open ended employment contracts (measure ES-11 regions)	108.4	5.6	93.4	9.5	-	
	40	Incentives for temporary contracts (measure ES-16 regions)	24.4	-	24.4	-	-	
5		Supported employment and rehabilitation	265.7	-	264.1	1.6	-	
5.1	3	Support for employment in special employment centres and ordinary enterprises	247.1	-	247.1	-	-	
	34	Support for employment in special employment centres and ordinary enterprises (measure ES-3 regions)	18.6	-	17.0	1.6	-	
6		Direct job creation	711.4	-	711.4	-	-	
	18	Direct job creation	674.1	-	674.1	-	-	3
	19	Promotion of agricultural employment in Andalucía, Extremadura and under-developed rural areas	-	-	-	-	-	3
	42	Direct job creation (measure ES-18 regions)	37.3	-	37.3	-	-	4
	52	Promotion of agricultural employment in under-developed rural areas (measure ES-19 regions)	-	-	-	-	-	4

B.3.9 LMP expenditure by intervention and by type of action, 2008: Spain

Euro (millions)

eurostat Category, intervention number and name		15.1 Total	15.2 Transfers to individuals	15.3 Transfers to employers	15.4 Transfers to service providers	15.5 Not specified	Notes
7	Start-up incentives	1 017.3 e	1 004.0 e	-	13.3	-	
20	Capitalisation of unemployment benefits	608.5	608.5	-	-	-	
21	Promotion of self-employment and local development	199.5	199.5 e	-	-	-	1,5,6
22	Financial aid for the integration of returning emigrants	0.1 e	0.1 e	-	-	-	7
23	Promotion of employment in co-operatives (job creation and maintenance)	8.9	8.9	-	-	-	1
24	Promotion of local employment initiatives	-	-	-	-	-	1,5
25	Reduction of social contributions to promote self-employment and social enterprises	102.5	102.5	-	-	-	1
43	Promotion of self-employment (measure ES-21 regions)	64.2	50.8	-	13.3	-	
44	Promotion of employment in co-operatives (job creation and maintenance) (measure ES-23 regions)	5.6	5.6	-	-	-	
45	Promotion of local employment initiatives (measure ES-24 regions)	-	-	-	:	-	5
46	Reduction of social contributions to promote self-employment and social enterprises (measure ES-25 regions)	28.1	28.1	-	-	-	
8	Out-of-work income maintenance and support	20 005.2	20 005.2	-	-	-	
8.1	5 Contributory unemployment benefit	15 523.9	15 523.9	-	-	-	
	6 Unemployment assistance	2 838.3	2 838.3	-	-	-	
	7 Assistance for unemployed casual agricultural workers (Agrarian income)	828.2	828.2	-	-	-	
	32 Active jobseeker's back-to-work allowance	392.8	392.8	-	-	-	
8.2	4 Partial unemployment benefits (contributory)	66.4	66.4	-	-	-	
8.5	30 Bankruptcy compensation	355.6	355.6	-	-	-	
9	Early retirement	515.2 e	512.1 e	3.0	-	-	
9.1	26 Early retirement with substitution by another worker	2.9 e	2.9 e	-	-	-	
	27 Replacement contracts	364.2 e	364.2 e	-	-	-	
	47 Early retirement with substitution by another worker (measure ES-26 regions)	0.5	0.4	0.1	-	-	
	53 Replacement contracts (measure ES-27 regions)	2.9	0.0	2.9	-	-	
9.2	2 Early retirement allowance	144.5	144.5	-	-	-	
	33 Early retirement allowance (measure ES-2 regions)	: n	: n	-	-	-	2
1-9	Total LMP (categories 1-9)	27 399.4 e	21 568.9 e	3 292.3	2 538.2	-	
2-7	Total LMP measures (categories 2-7)	5 752.3 e	1 051.5 e	3 288.0	1 412.8	-	
8-9	Total LMP supports (categories 8-9)	20 520.4 e	20 517.3 e	3.0	-	-	

Key : Not available; :n Not significant; - Not applicable or real zero or zero by default; 0 or 0.00 Less than half of the unit used; e Estimated value; s Eurostat estimate; p Provisional data; b Break in series

Source Eurostat, LMP database: [lmp_expme_es](#)

1 Includes ESF contribution.

2 Data on the Autonomous Communities are not available but they are estimated to represent a small share of the total in each LMP category.

3 ES-18 includes expenditure of ES-19.

4 ES-42 includes expenditure of ES-52.

5 ES-21 includes expenditure of ES-24 and ES-45.

6 Total expenditure includes grants for workers hired under an open-ended contract.

7 Data refer to 2006.

B.3.10 LMP expenditure by intervention and by type of action, 2008: France

Euro (millions)

eurostat		Category, intervention number and name	15.1 Total	15.2 Transfers to individuals	15.3 Transfers to employers	15.4 Transfers to service providers	15.5 Not specified	Notes
1		Labour market services	3 984.5	52.3	-	3 932.3	-	
1.1	42	National employment agency (ANPE)	1 468.6	-	-	1 468.6	-	1
	43	Managerial employment agency (APEC)	107.0	-	-	107.0	-	
	44	Local centres, permanent reception, information and advisory services (ML-PAIO)	236.0	-	-	236.0	-	1
	45	Retraining units	19.8	0.6	-	19.2	-	
	53	Personalised services of ANPE	-	-	-	-	-	2
	54	Job search workshops (ANPE)	-	-	-	-	-	2
	55	Appraisal services of ANPE	-	-	-	-	-	2
	56	Support services of ANPE	-	-	-	-	-	2
	57	Guidance and monitoring services of AFPA	179.9	-	-	179.9	-	1
	74	Cap Emploi (AGEFIPH)	59.1	-	-	59.1	-	
	79	Individual guidance for young people (CIVIS)	78.6	51.7	-	26.9	-	
	84	[Component] Personal retraining agreement (CRP) - Individual retraining services	53.0	-	-	53.0	-	
	86	Privately operated placement services for benefit recipients	76.1	-	-	76.1	-	
	93	Accelerated search process (PPAE 1)	24.5	-	-	24.5	-	
	94	Active search process (PPAE 2)	180.1	-	-	180.1	-	
	95	Accompanied search process (PPAE 3)	358.5	-	-	358.5	-	
	96	Process for new company creators (PPAE-CE)	15.1	-	-	15.1	-	
	99	[Component] Transition-to-work contract (CTP) - Guidance services	1.0	-	-	1.0	-	
	100	Autonomy contract	2.1	-	-	2.1	-	3
1.2	73	Administrative costs of UNEDIC	1 058.7	-	-	1 058.7	-	4
	87	Local employment centres	66.2	-	-	66.2	-	
2		Training	4 954.5 e	2 346.1 e	1 567.7 e	1 040.7 e	-	
	18	Training allowance - public system	408.1	408.1	-	-	-	
	63	Back-to-work support - training allowance (AREF)	941.2	941.2	-	-	-	5
	64	Training support (PARE)	6.0	6.0	-	-	-	
	84	[Component] Personal retraining agreement (CRP) - Special retraining allowance	453.5	453.5	-	-	-	
	99	[Component] Transition-to-work contract (CTP) - Training allowances	8.7	8.7	-	-	-	
2.1	10	Courses offered by the Association for Adult Vocational Training (AFPA)	168.5	71.2	-	97.3	-	
	11	Courses for specific groups (IRILL)	24.3	-	-	24.3	-	1
	70	Training agreements (PARE)	69.2	-	-	69.2	-	
	85	Training courses organised by the regions	1 257.1 e	448.2 e	-	808.9 e	-	6
	101	Voluntary contract for integration (CVI)	41.0	-	-	41.0	-	
2.2	20	FNE conventions on training and retraining	3.2	0.8	2.4	-	-	1
2.3	71	Training actions prior to recruitment (AFPE/PARE)	28.0	-	28.0	-	-	
	88	Actions prior to recruitment (APR)	16.8	8.4 e	8.4 e	-	-	
2.4	22	Exemptions and subsidies for recruitment of apprentices	1 528.9 e	-	1 528.9 e	-	-	
3		Job rotation and job sharing	-	-	-	-	-	

B.3.10 LMP expenditure by intervention and by type of action, 2008: France

Euro (millions)

eurostat		Category, intervention number and name	15.1 Total	15.2 Transfers to individuals	15.3 Transfers to employers	15.4 Transfers to service providers	15.5 Not specified	Notes
4		Employment incentives	1 962.6 e	183.4	1 450.4 e	328.7	-	
4.1	26	Employment-initiative contract (CIE)	82.1	-	82.1	-	-	1,7
	32	Degressive temporary allowance	9.1	9.1	-	-	-	
	36	Economic integration enterprises	158.7	-	131.5	27.2	-	1
	37	Intermediary associations	162.8 e	-	148.6 e	14.2	-	1
	49	Aid granted by the Association for the vocational integration of the disabled (AGEFIPH)	525.9	58.2	208.2	259.5	-	
	61	Enterprises providing temporary work for integration purposes	27.8	-	-	27.8	-	
	65	Degressive support to employer (PARE)	55.3	-	55.3	-	-	
	66	Mobility support (PARE)	16.4	16.4	-	-	-	
	67	Youth-in-business contract	331.4	-	331.4	-	-	
	76	Professionalisation contract	289.2	1.0	288.2	-	-	
	80	Minimum-earned-income integration contract (CI-RMA)	138.0	-	138.0	-	-	
	81	Employment-initiative contract (CIE-PCS)	67.1	-	67.1	-	-	
	98	Financial support and back-to-work grants	98.1	98.1	-	-	-	8
4.2	33	Retraining leave	0.7	0.6	-	0.1	-	1
5		Supported employment and rehabilitation	1 336.7	-	1 336.7	-	-	
5.1	91	Supported contracts for disabled (ESAT)	1 066.3	-	1 066.3	-	-	
	92	Adapted firms	270.4	-	270.4	-	-	
6		Direct job creation	2 880.4	-	2 880.4	-	-	
	40	Consolidated employment contract (CEC)	15.4	-	15.4	-	-	1,9,10
	46	Youth employment contract	45.2	-	45.2	-	-	9
	82	Contract for the future (CAV)	1 259.7	-	1 259.7	-	-	
	83	Employment assistance contract (CAE)	1 560.1	-	1 560.1	-	-	
7		Start-up incentives	612.3 e	612.2 e	-	0.1	-	
	38	Aid for the unemployed setting-up or rescuing a company	587.5 e	587.5 e	-	-	-	11
	38bis	Consultancy cheque-book for business creation	9.9	9.9	-	-	-	1
	59	Support for new business development	14.9	14.8 e	-	0.1	-	
8		Out-of-work income maintenance and support	22 338.1	22 323.4	14.7	-	-	
8.1	1	Back-to-work support allowance (Unemployment insurance system)	19 680.2	19 680.2	-	-	-	
	3	Specific solidarity allowance (Solidarity scheme)	1 786.4	1 786.4	-	-	-	11
	72	Pension equivalent allowance (Solidarity scheme)	779.0	779.0	-	-	-	
	89	Temporary delay allowance (ATA)	77.8	77.8	-	-	-	
8.2	4	Partial unemployment	14.7	-	14.7	-	-	

B.3.10 LMP expenditure by intervention and by type of action, 2008: France

Euro (millions)

eurostat Category, intervention number and name			15.1 Total	15.2 Transfers to individuals	15.3 Transfers to employers	15.4 Transfers to service providers	15.5 Not specified	Notes
9	Early retirement		452.2	452.2	-	-	-	
9.1	8	Job-substitution allowance	1.0	1.0	-	-	-	9
	34	Phased early retirement	79.7	79.7	-	-	-	9
9.2	6	FNE special redundancy allowance	227.4	227.4	-	-	-	
	62	Early retirement for special groups of employees (CATS)	144.1	144.1	-	-	-	
1-9	Total LMP (categories 1-9)		38 521.2 e	25 969.5 e	7 249.9 e	5 301.8 e	-	
2-7	Total LMP measures (categories 2-7)		11 746.4 e	3 141.7 e	7 235.2 e	1 369.6 e	-	
8-9	Total LMP supports (categories 8-9)		22 790.3	22 775.6	14.7	-	-	

Key : Not available; :n Not significant; - Not applicable or real zero or zero by default; 0 or 0.00 Less than half of the unit used; e Estimated value; s Eurostat estimate; p Provisional data; b Break in series

Source Eurostat, LMP database: [lmp_expme_fr](#)

1 Includes ESF contribution.

2 Expenditure is already counted under FR-93 to FR-96.

3 New intervention which started in October 2008.

4 Expenditure currently only covers out-of-work income support/maintenance (cat 8) and early-retirement (cat 9).

5 Training allowances paid to persons participating to different training programmes (FR-64, 70, 71, as well as FR-10, 11 and FR-85).

6 This intervention regroups training courses organised by the Regions (previously presented in FR-9 and FR-13). Some trainees receive the AREF (FR-63).

7 Intervention coming to an end (replaced by FR-81).

8 Some beneficiaries continue to receive the Specific solidarity allowance (FR-3, which is reported under category 8).


9 Intervention coming to an end.

10 Replaced by FR-82 and FR-83 since May 2005.

11 A small share (1.8%) of expenditure reported in FR-3 is in fact paid to unemployed people creating their own business (FR-38).

B.3.11 LMP expenditure by intervention and by type of action, 2008: Italy

Euro (millions)

 Category, intervention number and name		15.1 Total	15.2 Transfers to individuals	15.3 Transfers to employers	15.4 Transfers to service providers	15.5 Not specified	Notes
1	Labour market services	576.2 e	-	-	576.2 e	-	
	121 PES - staff expenditure	362.0 e	-	-	362.0 e	-	
	124 Information system for work and labour exchange (SIL)	3.1	-	-	3.1	-	
1.1	100 ESF Co-financed Actions 2000-2006 - Counselling	94.0	-	-	94.0	-	1
1.2	122 ESF 2000-2006 - actions aimed at improving the PES	117.1	-	-	117.1	-	1
2	Training	2 756.2	83.1	2 294.2	378.9	-	
	103 ESF Co-financed Actions 2000-2006 - Training for reintegration into work	44.0	-	-	44.0	-	1
	104 ESF Co-financed Actions 2000-2006 - Training post compulsory education and post diploma	257.9	-	-	257.9	-	1
	105 ESF Co-financed Actions 2000-2006 - Training voucher	63.3	63.3	-	-	-	1
	118 Training interventions financed by the solidarity fund for the credit sector	21.5	-	-	21.5	-	
	119 Training interventions financed by the solidarity fund for the cooperative credit sector	2.1	-	-	2.1	-	
2.1	106 ESF Co-financed Actions 2000-2006 - Integrated measures for reintegration into work	44.4	-	-	44.4	-	1
2.2	24 Training & work contracts	0.3	-	0.3	-	-	
	93 Work-entry contract	112.4	-	112.4	-	-	
2.3	102 ESF Co-financed Actions 2000-2006 - Institutional training for people involved in Training and work contracts	1.0	-	-	1.0	-	1,2
	111 ESF Co-financed Actions 2000-2006 - vocational integration schemes	5.0	5.0	-	-	-	1
	112 ESF Co-financed Actions 2000-2006 - stages	14.7	14.7	-	-	-	1
2.4	25 Apprenticeship	2 181.5	-	2 181.5	-	-	
	101 ESF Co-financed Actions 2000-2006 - Institutional Training for Apprentices	8.0	-	-	8.0	-	1
3	Job rotation and job sharing	41.8	-	41.8	-	-	
3.1	91 Incentives to provide fixed-term jobs as replacement for workers on compulsory leave	39.4	-	39.4	-	-	
3.2	8 [Component] Solidarity contracts - Expansive solidarity contracts	0.8	-	0.8	-	-	3
	108 ESF Co-financed Actions 2000-2006 - Incentives for enterprises to implement job rotation and job sharing	1.5	-	1.5	-	-	1

B.3.11 LMP expenditure by intervention and by type of action, 2008: Italy

Euro (millions)

eurostat		Category, intervention number and name	15.1 Total	15.2 Transfers to individuals	15.3 Transfers to employers	15.4 Transfers to service providers	15.5 Not specified	Notes
4		Employment incentives	2 333.6	7.9	2 325.7	-	-	
4.1	3	[Component] Incentives for hiring those registered in mobility lists - Open ended contracts	264.7	-	264.7	-	-	
	3	[Component] Incentives for hiring those registered in mobility lists - Temporary contracts	246.9	-	246.9	-	-	
	10	Reintegration contracts	0.3	-	0.3	-	-	
	32	Reintegration of managers in SMEs	1.1	-	1.1	-	-	
	35	Incentives for taking on employees in CIGS	3.0	-	3.0	-	-	
	36	Incentives for taking on long-term unemployed	1 374.0	-	1 374.0	-	-	
	51	Total triennial relief	10.7	-	10.7	-	-	4
	53	Vocational integration schemes	4.1	4.1	-	-	-	
	55	[Component] Subsidies for the reinsertion of ex-LSU - Labour cost subsidies	5.6	-	5.6	-	-	4,5
	59	Conversion of temporary apprenticeship contracts into permanent ones	315.9	-	315.9	-	-	
	60	Conversion of temporary training & work contracts into permanent ones	0.4	-	0.4	-	-	4
	67	Exemption from social contributions for disadvantaged workers in social co-operatives	1.6	-	1.6	-	-	
	90	Incentives for employment of disabled people	42.0	-	42.0	-	-	
	107	ESF Co-financed Actions 2000-2006 - Incentives for hiring	51.9	-	51.9	-	-	1
	109	ESF Co-financed Actions 2000-2006 - mobility allowance	0.3	0.3	-	-	-	1,4
	110	ESF Co-financed Actions 2000-2006 - Job grants	2.1	2.1	-	-	-	1
	113	ESF Co-financed Actions 2000-2006 - Other work experience	1.4	1.4	-	-	-	1
	120	Integration of prisoners into work	2.6	-	2.6	-	-	
4.2	49	Realignment contracts	5.2	-	5.2	-	-	
5		Supported employment and rehabilitation	-	-	-	-	-	
6		Direct job creation	106.8	106.8	-	-	-	
	11	Socially useful work (LSU)	100.1	100.1	-	-	-	
	114	ESF Co-financed Actions 2000-2006 - public utility works	6.7	6.7	-	-	-	1
7		Start-up incentives	377.7	320.3	-	57.4	-	
	19	Loans for one-person businesses	310.2	310.2	-	-	-	
	55	[Component] Subsidies for the reinsertion of ex-LSU - Self-employed	-	-	-	-	-	4,5
	65	Relief for workers under 32 starting their own business	-	-	-	-	-	
	115	ESF Cofinanced Actions 2000-2006 - training for the creation of new enterprises	3.0	-	-	3.0	-	1
	116	ESF Co-financed Actions 2000-2006 - Incentives for self-employment	10.1	10.1	-	-	-	1
	117	ESF Co-financed Actions 2000-2006 - Integrated steps for business creation	54.4	-	-	54.4	-	1

B.3.11 LMP expenditure by intervention and by type of action, 2008: Italy

Euro (millions)

eurostat		Category, intervention number and name	15.1 Total	15.2 Transfers to individuals	15.3 Transfers to employers	15.4 Transfers to service providers	15.5 Not specified	Notes
8		Out-of-work income maintenance and support	11 253.0	11 250.4	2.7	-	-	
8.1	3a	Mobility allowance	1 561.4	1 561.4	-	-	-	
	71	Ordinary unemployment benefit (outside agriculture)	4 002.6	4 002.6	-	-	-	6
	72	Ordinary unemployment benefit with reduced requirements (outside agriculture)	2 137.5	2 137.5	-	-	-	
	73	Ordinary unemployment benefit in the agricultural sector	546.8	546.8	-	-	-	
	74	Special unemployment benefit in the agricultural sector (66%)	543.1	543.1	-	-	-	
	75	Special unemployment benefit in the agricultural sector (40%)	319.5	319.5	-	-	-	
	76	Unemployment benefit with reduced requirements in the agricultural sector	22.8	22.8	-	-	-	
	77	Special unemployment benefit in the construction sector	57.5	57.5	-	-	-	
	78	Ordinary unemployment benefit in the construction sector	-	-	-	-	-	6
	94	Special solidarity funds in credit industry: extraordinary cheques	488.6	488.6	-	-	-	
	96	Special solidarity funds in cooperative credit industry: extraordinary cheques	5.5	5.5	-	-	-	
	97	Special solidarity funds in insurance industry: extraordinary cheques	0.4	0.4	-	-	-	4
	98	Special solidarity funds in Government sector: extraordinary cheques	7.7	7.7	-	-	-	
	125	Special solidarity funds: treasury tax collection employees - extraordinary cheques	25.2	25.2	-	-	-	
	126	Special solidarity funds: Poste Italiane spa - extraordinary cheques	26.3	26.3	-	-	-	
	127	Special solidarity funds: Air Sector employees	23.5	23.5	-	-	-	
8.2	8	[Component] Solidarity contracts - Defensive solidarity contracts	2.7	-	2.7	-	-	3
	80	Ordinary Wage Compensation Fund	587.5	587.5	-	-	-	
	81	Extraordinary Wage Compensation Fund	894.6	894.6	-	-	-	
9		Early retirement	1 439.8	1 439.8	-	-	-	
9.2	16	Early retirement	1 439.8	1 439.8	-	-	-	
1-9		Total LMP (categories 1-9)	18 885.1 e	13 208.2	4 664.4	1 012.5 e	-	
2-7		Total LMP measures (categories 2-7)	5 616.0	518.0	4 661.7	436.3	-	
8-9		Total LMP supports (categories 8-9)	12 692.8	12 690.2	2.7	-	-	

Key : Not available; :n Not significant; - Not applicable or real zero or zero by default; 0 or 0.00 Less than half of the unit used; e Estimated value; s Eurostat estimate; p Provisional data; b Break in series

Source Eurostat, LMP database: [lmp_expme_it](#)

1 Includes ESF contribution.

2 Some programs of the intervention coming to an end.

3 Periodic cash payments to individuals paid to participants in measure IT-8 are counted under interventions IT-80 and IT-81.


4 Intervention coming to an end.

5 Mixed measure in categories 4 and 7. The breakdown by component is not known so all expenditure and participants have been allocated to category 4, which is assumed to be the most important component.

6 Expenditure on ordinary unemployment benefits (IT-71) include those paid to persons working in the construction sector (IT-78).

B.3.12 LMP expenditure by intervention and by type of action, 2008: Cyprus

Euro (millions)

		Category, intervention number and name	15.1 Total	15.2 Transfers to individuals	15.3 Transfers to employers	15.4 Transfers to service providers	15.5 Not specified	Notes
1		Labour market services	7.9	-	-	7.9	-	
1.1	9	[Component] Public employment services - Individualised Approach	-	-	-	-	-	1,2
1.2	9	[Component] Public employment services - Administration costs	5.0	-	-	5.0	-	1,2
	9	[Component] Public employment services - Project for the enhancement and modernisation of the PES	2.9	-	-	2.9	-	1,2
2		Training	3.4	1.5	0.6	1.2	-	
	4	Scheme for strengthening the management capacity of enterprises through the utilisation of tertiary-education graduates	0.4	-	0.4	0.0	-	3
	6	Multi-company initial training - accelerated training programmes	0.8	0.3	0.2	0.2	-	
2.1	3	Improving the computer literacy of the unemployed	0.2	0.1	-	0.1	-	2,4
	5	[Component] Promotion of employability training for the unemployed -	0.5	0.2	-	0.3	-	2
	7	[Component] Promotion of employability training for inactive women -	0.6	0.3	-	0.3	-	2
	8	[Component] Promotion of employability training for new secondary school graduates -	0.1	0.0	-	0.0	-	2
	10	[Component] Vocational training and labour market promotion for recipients of public assistance -	0.1	-	-	0.1	-	2,3
	18	Vocational training for the disabled in courses independent from the Centre for the Vocational Rehabilitation of the Disabled	0.0	-	-	0.0	-	
	23	Training programmes to support entrepreneurship for women and young people	0.0	-	-	0.0	-	
2.2	5	[Component] Promotion of employability training for the unemployed -	0.5	0.4	-	0.1	-	2
	7	[Component] Promotion of employability training for inactive women -	0.2	0.1	-	0.1	-	2
	8	[Component] Promotion of employability training for new secondary school graduates -	0.1	0.0	-	0.0	-	2
3		Job rotation and job sharing	-	-	-	-	-	
4		Employment incentives	5.9	4.9	1.0	0.1	-	
4.1	10	[Component] Vocational training and labour market promotion for recipients of public assistance -	0.1	-	0.1	-	-	2,3
	12	Continued public assistance for recipients taking up employment	4.8	4.8	-	-	-	
	19	Promotion of equal opportunities for access to the labour market, especially those threatened by social exclusion - Employment	0.3	-	0.2	0.1	-	2
	24	Promotion of Flexible Forms of Employment	0.8	0.1	0.7	-	-	2,5
5		Supported employment and rehabilitation	1.4 e	0.3 e	0.2	1.0 e	-	
5.1	13	Supported employment scheme	0.2	-	0.2	-	-	
5.2	15	Centre for the Vocational Rehabilitation of the Disabled	0.6 e	0.1 e	-	0.5 e	-	6
	16	Promotion of equal opportunities for access to the labour market, especially for those threatened by social exclusion - Training	0.6	0.2	-	0.5	-	2
6		Direct job creation	-	-	-	-	-	

B.3.12 LMP expenditure by intervention and by type of action, 2008: Cyprus

Euro (millions)

eurostat		Category, intervention number and name	15.1 Total	15.2 Transfers to individuals	15.3 Transfers to employers	15.4 Transfers to service providers	15.5 Not specified	Notes
7		Start-up incentives	0.6	0.6	-	-	-	
1		Scheme for the encouragement, strengthening and reinforcement of female entrepreneurship	0.2	0.2	-	-	-	3,7
2		Scheme for the encouragement, strengthening and reinforcement of youth entrepreneurship	0.3	0.3	-	-	-	3,7
11		Subsidy for self-employment of older workers	0.0	0.0	-	-	-	
14		Self-employment scheme	-	-	-	-	-	8
17		Scheme for the establishment of small business units	0.0	0.0	-	-	-	
8		Out-of-work income maintenance and support	64.8 p	64.8 p	-	-	-	
8.1	21	Unemployment benefit	52.7	52.7	-	-	-	
8.4	20	Redundancy payment	12.1 p	12.1 p	-	-	-	9
9		Early retirement	-	-	-	-	-	
1-9		Total LMP (categories 1-9)	84.1 p	72.1 p	1.8	10.2 e	-	
2-7		Total LMP measures (categories 2-7)	11.3 e	7.3 e	1.8	2.3 e	-	
8-9		Total LMP supports (categories 8-9)	64.8 p	64.8 p	-	-	-	

Key : Not available; :n Not significant; - Not applicable or real zero or zero by default; 0 or 0.00 Less than half of the unit used; e Estimated value; s Eurostat estimate; p Provisional data; b Break in series

Source Eurostat, LMP database: [lmp_expme_cy](#)

- 1 Costs of the Individualised Approach cannot be separately identified and are included in the administration costs.
- 2 Includes ESF contribution.
- 3 Expenditure is reported on a cash basis.
- 4 Intervention coming to an end.
- 5 Some of the expenditure refers to payments made in 2008 for employment taking place in 2007.
- 6 Total costs (budget expenditure, not actual costs) of the Centre for the Vocational Rehabilitation of the Disabled, including the Boarding House that provides accommodation for clients who have trouble travelling each day and client transportation costs.
- 7 Payments may be made up to 24 months after the date of entry into the measure.
- 8 Intervention not applied in 2008.
- 9 Expenditure refers to redundancy payments to eligible participants whose employment was terminated in 2008 (accruals basis). The examination of applications for 2008 has not been completed yet and thus, the data are provisional (Aug-09)

B.3.13 LMP expenditure by intervention and by type of action, 2008: Latvia

Euro (millions)

eurostat		Category, intervention number and name	15.1 Total	15.2 Transfers to individuals	15.3 Transfers to employers	15.4 Transfers to service providers	15.5 Not specified	Notes
1		Labour market services	12.4	-	-	12.4	-	
	17	Administrative expenditure of the State Employment Agency	9.6	-	-	9.6	-	
1.1	1	Vocational counselling and career guidance	-	-	-	-	-	1
	2	Competitiveness promoting measure	0.3	-	-	0.3	-	2
	31	Motivation programmes for social risk groups	2.5	-	-	2.5	-	2,3
2		Training	6.5 e	2.1 e	-	4.4	-	
2.1	3	Occupational training, re-training and raising of qualification of the unemployed	3.3 e	0.9 e	-	2.5	-	2,4
	4	Non-formal education	3.2 e	1.2 e	-	2.0	-	2,5
3		Job rotation and job sharing	-	-	-	-	-	
4		Employment incentives	5.9	0.0	5.9	-	-	
4.1	24	Skill development for secondary school or secondary occupational school students during their summer holidays	1.6	-	1.6	-	-	
	29	Work practice for young unemployed	0.3	-	0.3	-	-	2,3
	30	Subsidised work places for the unemployed from social risk groups	0.1	-	0.1	-	-	2,3
	37	Subsidised employment for unemployed	3.3	-	3.3	-	-	
	38	Acquisition of working skills	-	-	-	-	-	3
	40	Work trial	0.5	-	0.5	-	-	
	41	Measure for special target groups	0.0	-	0.0	-	-	2
	42	Training at the employer's workplace	0.1	-	0.1	-	-	2
	43	Mobility promotion for persons who are employed by merchants	0.0	0.0	-	-	-	
5		Supported employment and rehabilitation	0.1	-	-	0.1	-	
5.2	36	Pilot project - complex inclusion programme	0.1	-	-	0.1	-	3
6		Direct job creation	4.2	-	4.2	-	-	
	13	Paid temporary public works (PTPW)	4.2	-	4.2	-	-	
7		Start-up incentives	1.3	0.1	-	1.1	-	
	33	Consultation and training when setting up a business or becoming self-employed	1.0	-	-	1.0	-	2
	39	The measures for beginning a business or self-employment	0.2	0.1	-	0.1	-	

B.3.13 LMP expenditure by intervention and by type of action, 2008: Latvia

Euro (millions)

eurostat		Category, intervention number and name	15.1 Total	15.2 Transfers to individuals	15.3 Transfers to employers	15.4 Transfers to service providers	15.5 Not specified	Notes
8		Out-of-work income maintenance and support	79.9 e	79.9 e	-	-	-	
8.1	15	[Component] Full unemployment benefit - All benefits	80.2	80.2	-	-	-	
8.5	16	Satisfaction of employees' claims from the employee claims guarantee fund	1.9	1.9	-	-	-	
8.A	15	[Component] Full unemployment benefit - Benefits paid to persons in training (interventions LV-3 and LV-4)	- 2.1 e	- 2.1 e	-	-	-	
9		Early retirement	-	-	-	-	-	
1-9		Total LMP (categories 1-9)	110.4 e	82.1 e	10.1	18.1	-	
2-7		Total LMP measures (categories 2-7)	18.0 e	2.2 e	10.1	5.7	-	
8-9		Total LMP supports (categories 8-9)	79.9 e	79.9 e	-	-	-	

Key : Not available; :n Not significant; - Not applicable or real zero or zero by default; 0 or 0.00 Less than half of the unit used; e Estimated value; s Eurostat estimate; p Provisional data; b Break in series

Source Eurostat, LMP database: [lmp_expme_lv](#)

1 The intervention was not applied in 2008.

2 Includes ESF contribution.

3 Intervention coming to an end.

4 Includes the estimated value of unemployment benefits that continue to be paid to some of the participants during training: 26% of total expenditure derived from benefits paid to 56% of participants.

5 Includes the estimated value of unemployment benefits that continue to be paid to some of the participants during training: 38% of total expenditure derived from benefits paid to 56% of participants.

B.3.14 LMP expenditure by intervention and by type of action, 2008: Lithuania

Euro (millions)

eurostat		Category, intervention number and name	15.1 Total	15.2 Transfers to individuals	15.3 Transfers to employers	15.4 Transfers to service providers	15.5 Not specified	Notes
1		Labour market services	26.1 s	-	-	26.1 s	-	
1.1	7	Open information system: "Find information on your own", Vocational information centres, Youth job centres	1.1 s	-	-	1.1 s	-	
	8	Individual Employment Plans, assistance in finding jobs, employment mediation services	7.9 s	-	-	7.9 s	-	
	9	Group counselling (former "Job clubs")	0.3 s	-	-	0.3 s	-	
	12	Vocational counselling services provided by the psychologists of the territorial labour market training and counselling offices	0.7 s	-	-	0.7 s	-	1
	17	EURES-Lithuania activity	0.1 s	-	-	0.1 s	-	
1.2	18	Administration of active labour market policy measures by Lithuanian Labour Exchange and territorial labour exchanges	6.9 s	-	-	6.9 s	-	1
	19	Administration of active labour market policy measures by Lithuanian Labour Market Training Authority and subordinated territorial services	0.7 s	-	-	0.7 s	-	1
	20	Administration of interventions in categories 8-9	0.7 s	-	-	0.7 s	-	
	24	Other services/activities provided by PES	7.7 s	-	-	7.7 s	-	1
2		Training	13.7	6.5 s	-	7.2 s	-	
2.1	29	Non-formal education of the unemployed and employees given notice of dismissal	0.5	0.2 s	-	0.3 s	-	1
2.3	1	Vocational training of the registered unemployed and the employees pending dismissal from work	13.2	6.3 s	-	6.8 s	-	1
3		Job rotation and job sharing	0.4	-	0.4	-	-	
3.1	30	Job rotation	0.4	-	0.4	-	-	1
4		Employment incentives	23.6	-	23.6 s	-	-	
4.1	2	Support of social enterprises	6.1	-	6.1 s	-	-	1
	3	Local Employment Initiative projects	2.1	-	2.1	-	-	
	31	Promotion of work skills development	2.6	-	2.6	-	-	1
	32	Subsidised employment	10.9	-	10.9	-	-	1
4.2	34	Subsidies for job creation	1.9	-	1.9	-	-	1
5		Supported employment and rehabilitation	1.9	0.2 s	-	1.7 s	-	
5.1	35	Subsidised employment of the disabled	-	-	-	-	-	1,2
5.2	28	Vocational (occupational) rehabilitation	1.9	0.2 s	-	1.7 s	-	
6		Direct job creation	4.9	0.0 s	4.9 s	-	-	
	5	Public works	4.9	0.0 s	4.9 s	-	-	1
7		Start-up incentives	0.6	0.6	-	-	-	
	33	Support for self-employment	0.6	0.6	-	-	-	1
8		Out-of-work income maintenance and support	49.6	49.6	-	-	-	
8.1	21	Unemployment social insurance benefit	44.3	44.3	-	-	-	
8.5	22	Compensation from the Guarantee Fund	5.3	5.3	-	-	-	
9		Early retirement	-	-	-	-	-	
1-9		Total LMP (categories 1-9)	120.7 s	57.0 s	28.8 s	35.0 s	-	
2-7		Total LMP measures (categories 2-7)	45.0	7.4 s	28.8 s	8.8 s	-	
8-9		Total LMP supports (categories 8-9)	49.6	49.6	-	-	-	

Key : Not available; :n Not significant; - Not applicable or real zero or zero by default; 0 or 0.00 Less than half of the unit used; e Estimated value; s Eurostat estimate; p Provisional data; b Break in series

Source Eurostat, LMP database: [lmp_expme_lt](#)

1 Includes ESF contribution.

2 Expenditure of LT-35 'Subsidised employment of the disabled' is included in expenditure allocated to LT-32 'Subsidised employment'.


B.3.15 LMP expenditure by intervention and by type of action, 2008: Luxembourg

Euro (millions)

eurostat		Category, intervention number and name	15.1 Total	15.2 Transfers to individuals	15.3 Transfers to employers	15.4 Transfers to service providers	15.5 Not specified	Notes
1		Labour market services	17.9 e	-	-	17.9 e	-	
1.1	35	[Component] Labour Market Services (ADEM) - Placement and orientation services	8.4 e	-	-	8.4 e	-	
	35	[Component] Labour Market Services (ADEM) - Individual action plan	1.3 e	-	-	1.3 e	-	
1.2	35	[Component] Labour Market Services (ADEM) - Administration of LMP measures	3.3 e	-	-	3.3 e	-	
	35	[Component] Labour Market Services (ADEM) - Administration of LMP support	2.3 e	-	-	2.3 e	-	
	35	[Component] Labour Market Services (ADEM) - Other services/activities	2.5 e	-	-	2.5 e	-	
2		Training	15.6 s	7.6	5.2	2.9 s	-	
2.1	11	Training for entering or re-entering the labour market	2.9 s	-	-	2.9 s	-	1
	20	Vocational training and retraining measures for disabled workers	0.1	0.1	-	-	-	
2.2	25	Traineeship for insertion in enterprises	1.1	1.1	-	-	-	
	39	Support contract for employment	2.2	-	2.2	-	-	
2.3	26	Training course for vocational reintegration	6.4	6.4	-	-	-	
2.4	29	Apprenticeship for adults	3.0	-	3.0	-	-	
3		Job rotation and job sharing	-	-	-	-	-	
4		Employment incentives	98.0 e	67.5	30.6 s	-	-	
	3	Reemployment Bonus	37.7	37.7	-	-	-	
	21	Measures of professional (re)integration of disabled workers	18.0	-	18.0 e	-	-	
4.1	6	Aid for employing long-term and older unemployed	8.0	-	8.0	-	-	
	7	Mobility allowance	0.4	0.4	-	-	-	
	9	Income tax reduction for hiring unemployed people	1.5 e	-	1.5 e	-	-	
	13	Subsidies for the creation of jobs of socio-economic value	-	-	-	-	-	2
	40	Job initiation contract	3.0	-	3.0 s	-	-	
4.2	31	Compensatory benefit	29.4	29.4	-	-	-	
5		Supported employment and rehabilitation	3.5 s	2.0 e	1.4 s	0.1	-	
5.1	22	Adaptation of the workplace for disabled workers	0.0	-	0.0	-	-	
	23	Reimbursement of extra leave for disabled workers	0.9	-	0.9	-	-	
	27	Job creation for disabled workers	2.0 e	2.0 e	-	-	-	
	33	Wage participation	0.6 s	-	0.6 s	-	-	
5.2	32	Redeployment measures	0.1	-	-	0.1	-	
6		Direct job creation	13.3 s	11.4 s	1.9	-	-	
	2	Extraordinary works of general interest	1.9	-	1.9	-	-	
	10	Socially useful works	0.4 s	0.4 s	-	-	-	1
	28	Pool of assistants	2.7	2.7	-	-	-	
	34	Temporary Compensated Appointment	8.4 s	8.4 s	-	-	-	
7		Start-up incentives	0.1	0.1	-	-	-	
	14	Subsidies for the creation of businesses by the unemployed	0.1	0.1	-	-	-	
8		Out-of-work income maintenance and support	145.7	138.8	6.9	-	-	
8.1	5	Unemployment benefits	130.4	130.4	-	-	-	3
8.2	1	Partial unemployment benefit	2.6	-	2.6	-	-	
	4	Compensation for unemployment due to technical reasons or bad weather	4.3	-	4.3	-	-	
8.5	8	Debt guarantee in case of employer closing down	8.4	8.4	-	-	-	

B.3.15 LMP expenditure by intervention and by type of action, 2008: Luxembourg

Euro (millions)

 Category, intervention number and name	15.1 Total	15.2 Transfers to individuals	15.3 Transfers to employers	15.4 Transfers to service providers	15.5 Not specified	Notes
9 Early retirement	60.9	60.9	-	-	-	
9.1 19 Early retirement	60.9	60.9	-	-	-	
1-9 Total LMP (categories 1-9)	355.1 s	288.3 s	46.0 s	20.8 s	-	
2-7 Total LMP measures (categories 2-7)	130.6 s	88.6 s	39.1 s	2.9 s	-	
8-9 Total LMP supports (categories 8-9)	206.6	199.7	6.9	-	-	

Key : Not available; :n Not significant; - Not applicable or real zero or zero by default; 0 or 0.00 Less than half of the unit used; e Estimated value;
s Eurostat estimate; p Provisional data; b Break in series

Source Eurostat, LMP database: [lmp_expme_lu](#)

1 Data refer to 2007.

2 Intervention not applied in 2008.

3 Includes social contributions paid on behalf of the beneficiaries.

B.3.16 LMP expenditure by intervention and by type of action, 2008: Hungary

Euro (millions)

eurostat		Category, intervention number and name	15.1 Total	15.2 Transfers to individuals	15.3 Transfers to employers	15.4 Transfers to service providers	15.5 Not specified	Notes
1		Labour market services	92.5	-	92.5	-	-	
	1	Labour Market Service	92.5	-	92.5	-	-	
1.1	7	Subsidies for mitigating the impact of collective redundancies	0.0	-	0.0	-	-	1
2		Training	68.4	67.8	0.7	-	-	
2.1	3	Training for unemployed	67.8	67.8	-	-	-	2
	4	Training for employed persons	0.7	-	0.7	-	-	
3		Job rotation and job sharing	-	-	-	-	-	
4		Employment incentives	99.5	1.5	98.0	-	-	
4.1	5	Creation of new jobs and maintenance of existing jobs	10.9	-	10.9	-	-	
	6	Part-time employment	-	-	-	-	-	3
	10	Assistance for employment of disabled workers	11.1	-	11.1	-	-	
	11	Creation of new jobs (temporary contracts)	46.1	-	46.1	-	-	
	13	Work experience for persons entering the labour market	-	-	-	-	-	3
	14	Assumption of employment-related contributions	25.1	-	25.1	-	-	
	22	Transportation of persons in group	0.1	-	0.1	-	-	
	23	Support for long-distance travel costs	0.2	-	0.2	-	-	
	32	Telework	1.5	1.5	-	-	-	
	33	Wage-costs support	3.1	-	3.1	-	-	
4.2	8	Maintenance of existing job	1.2	-	1.2	-	-	
5		Supported employment and rehabilitation	-	-	-	-	-	
6		Direct job creation	45.4	-	45.4	-	-	
	12	Support for community service work	45.4	-	45.4	-	-	
7		Start-up incentives	6.8	6.8	-	-	-	
	16	Assistance for unemployed persons to become entrepreneurs	-	-	-	-	-	4
	17	Assistance for self-employment	6.8	6.8	-	-	-	4
8		Out-of-work income maintenance and support	390.8	390.8	-	-	-	
8.1	18	Unemployment benefit	-	-	-	-	-	1,5
	29	Job-seekers' Benefits	384.2	384.2	-	-	-	6
	30	Entrepreneurial Benefits	6.5	6.5	-	-	-	
	31	Job-seekers' Allowance	-	-	-	-	-	7
9		Early retirement	0.0 s	0.0 s	-	-	-	
9.2	19	Unemployment aid prior to retirement	0.0 s	0.0 s	-	-	-	1
1-9		Total LMP (categories 1-9)	703.3 s	466.8 s	236.5	-	-	
2-7		Total LMP measures (categories 2-7)	220.0	76.0	144.0	-	-	
8-9		Total LMP supports (categories 8-9)	390.8 s	390.8 s	-	-	-	

Key : Not available; :n Not significant; - Not applicable or real zero or zero by default; 0 or 0.00 Less than half of the unit used; e Estimated value; s Eurostat estimate; p Provisional data; b Break in series

Source Eurostat, LMP database: [lmp_expme_hu](#)

1 Intervention coming to an end.

2 Some participants continue to receive Unemployment Benefits. These are not reported here and are included in category 8.

3 Intervention not applied in 2008

4 HU-17 includes expenditure of HU-16

5 Residual expenditure included under HU-29.

6 Expenditure includes Jobseekers Benefits (HU-29), Jobseekers Allowance (HU-31) and residual expenditure from the old unemployment benefits (HU-18).

7 Expenditure included under HU-29.

B.3.17 LMP expenditure by intervention and by type of action, 2008: Malta

Euro (millions)

eurostat		Category, intervention number and name	15.1 Total	15.2 Transfers to individuals	15.3 Transfers to employers	15.4 Transfers to service providers	15.5 Not specified	Notes
1		Labour market services	7.6	-	-	7.6	-	
1.2	23	Apprenticeship schemes (ESTS or TAS)	-	-	-	-	-	1
1Mixed	24	General PES	7.6	-	-	7.6	-	1
2		Training	1.2	0.1	0.1	1.0	-	
2.1	17	Training courses provided by ETC	0.8	-	-	0.8	-	
	19	Training Provided by Specialised Organisations	0.2	-	-	0.2	-	
	33	[Component] Increasing Female Participation through Childcare Services at the Workplace - Training	-	-	-	-	-	2,3
	34	Basic Employment Training	-	-	-	-	-	2,3
2.2	8	Bridging the Gap (BTG)	0.1	0.1	: n	-	-	
2.3	9	Traineeship scheme	0.1	-	0.1	-	-	3
	35	Lone Mothers Initiative	-	-	-	-	-	2,3
3		Job rotation and job sharing	-	-	-	-	-	
4		Employment incentives	1.5	0.4	1.1	-	-	
4.1	1	Job Experience Scheme (JES)	0.2	0.2	-	-	-	3
	2	Work Start Scheme (WSS)	0.0	0.0	-	-	-	
	10	Supported Employment Scheme (SES)	-	-	-	-	-	2,3
	36	Women returnees	-	-	-	-	-	2,3
	38	Private Sector Placement Scheme	0.1	0.1	-	-	-	
	39	Gozo Employment Aid Programme	1.1	-	1.1	-	-	
	40	Redeployment scheme	0.0	: n	0.0	-	-	
4.2	33	[Component] Increasing Female Participation through Childcare Services at the Workplace - Employment incentives	-	-	-	-	-	2,3
5		Supported employment and rehabilitation	-	-	-	-	-	
6		Direct job creation	0.1	0.1	-	-	-	
	3	Active Youth Scheme (AYS)	0.1	0.1	-	-	-	
7		Start-up incentives	0.1	0.1	-	-	-	
	27	Start up incentive scheme (INT)	0.1	0.1	-	-	-	
8		Out-of-work income maintenance and support	18.6	18.6	-	-	-	
8.1	28	Unemployment benefit	2.4	2.4	-	-	-	
	29	Unemployment assistance	16.2	16.2	-	-	-	
9		Early retirement	-	-	-	-	-	
1-9		Total LMP (categories 1-9)	29.0	19.3	1.2	8.6	-	
2-7		Total LMP measures (categories 2-7)	2.9	0.7	1.2	1.0	-	
8-9		Total LMP supports (categories 8-9)	18.6	18.6	-	-	-	

Key : Not available; :n Not significant; - Not applicable or real zero or zero by default; 0 or 0.00 Less than half of the unit used; e Estimated value; s Eurostat estimate; p Provisional data; b Break in series

Source Eurostat, LMP database: [lmp_expme_mt](#)

1 Expenditure for MT-24, which covers the costs of the Employment and Training Corporation (ETC), includes expenditure on apprenticeship schemes reported in MT-23.

2 Intervention not applied in 2008.

3 Includes ESF contribution.

B.3.18 LMP expenditure by intervention and by type of action, 2008: Netherlands

Euro (millions)

eurostat		Category, intervention number and name	15.1 Total	15.2 Transfers to individuals	15.3 Transfers to employers	15.4 Transfers to service providers	15.5 Not specified	Notes
1		Labour market services	1 953.4 e	-	-	1 953.4 e	-	
1.1	39	CWI - Centres for Work and Income	315.1	-	-	315.1	-	
	52	[Component] Reintegration budget UWV regarding WW- recipients - Individual case-management	102.3 e	-	-	102.3 e	-	
	54	[Component] Minority-targeted LMP (Stimulation labour participation) - Individual case-management	5.8 e	-	-	5.8 e	-	
	64	[Component] Flexible reintegration budget municipalities - Individual case-management	641.6 e	-	-	641.6 e	-	
1.2	46	[Component] Administration of passive interventions (cat. 8-9) - WW	377.9	-	-	377.9	-	
	46	[Component] Administration of passive interventions (cat. 8-9) - Abw/loaw/loaz	259.0	-	-	259.0	-	
	46	[Component] Administration of passive interventions (cat. 8-9) - TW	-	-	-	-	-	
	46	[Component] Administration of passive interventions (cat. 8-9) - WRO	218.7	-	-	218.7	-	
	47	Enforcement of WWB, IOAW, IOAZ and TW	7.8	-	-	7.8	-	
	48	IT support (Suwinet, BKWI)	25.2	-	-	25.2	-	
2		Training	594.5 e	209.0 e	291.0 e	94.5 e	-	
2.1	33	[Component] Abw/WWB - National assistance benefit - Benefits paid to participants in cat. 2 Training	163.0 e	163.0 e	-	-	-	
	64	[Component] Flexible reintegration budget municipalities - Training	71.3 e	-	-	71.3 e	-	
2.2	40	SVWW - Stimulation of fulfilling vacancies by unemployed and employed at risk	6.0	-	-	6.0	-	
2.3	31	[Component] WW - Unemployment insurance - Benefits paid to participants in cat. 2 Training	46.0 e	46.0 e	-	-	-	
	52	[Component] Reintegration budget UWV regarding WW- recipients - Training	15.7 e	-	-	15.7 e	-	
	54	[Component] Minority-targeted LMP (Stimulation labour participation) - Training	1.5 e	-	-	1.5 e	-	
2.4	1	[Component] WVA - Act on reduction of employers tax and social security contributions - VO (apprentices)	291.0	-	291.0 e	-	-	
3		Job rotation and job sharing	-	-	-	-	-	
4		Employment incentives	871.3 e	-	3.4	867.9 e	-	
4.1	1	[Component] WVA - Act on reduction of employers tax and social security contributions - VLW (LTU)	-	-	-	-	-	
	14	RSP - Regulation on employment in domestic services	1.1	-	1.1	-	-	
	60	Temporary measure for transforming ID-jobs into regular jobs	2.3	-	2.3	-	-	1
	64	[Component] Flexible reintegration budget municipalities - Wage cost subsidy	867.9 e	-	-	867.9 e	-	
5		Supported employment and rehabilitation	2 787.9	-	-	2 787.9	-	
	59	Act on the (re)integration in employment of the occupationally disabled (REA)	362.7	-	-	362.7	-	
5.1	6	WSW - Sheltered employment act	2 425.2	-	-	2 425.2	-	
6		Direct job creation	-	-	-	-	-	
7		Start-up incentives	-	-	-	-	-	

B.3.18 LMP expenditure by intervention and by type of action, 2008: Netherlands

Euro (millions)

eurostat		Category, intervention number and name	15.1 Total	15.2 Transfers to individuals	15.3 Transfers to employers	15.4 Transfers to service providers	15.5 Not specified	Notes
8		Out-of-work income maintenance and support	7 535.9 e	7 535.9 e	-	-	-	
8.1	31	[Component] WW - Unemployment insurance - Benefits paid to participants in cat. 1.1.2 Individual case-management	302.0 e	302.0 e	-	-	-	
	31	[Component] WW - Unemployment insurance - Regular benefits	2 005.0 e	2 005.0 e	-	-	-	
	32	TW - Supplementary benefits	66.0	66.0	-	-	-	2
	33	[Component] Abw/WWB - National assistance benefit - Benefits paid to participants in cat. 1.1.2 Individual case-management	1 471.0 e	1 471.0 e	-	-	-	
	33	[Component] Abw/WWB - National assistance benefit - Regular benefits	2 339.0 e	2 339.0 e	-	-	-	
	34	IOAW - Income provisions for older or partially disabled, formerly unemployed persons	103.7	103.7	-	-	-	
	35	IOAZ - Income provisions for older or partially disabled, formerly self-employed persons	34.2	34.2	-	-	-	
	61	Unemployment benefits former civil servants (WRO)	1 215.0	1 215.0	-	-	-	
9		Early retirement	-	-	-	-	-	
1-9		Total LMP (categories 1-9)	13 743.1 e	7 744.9 e	294.4 e	5 703.7 e	-	
2-7		Total LMP measures (categories 2-7)	4 253.8 e	209.0 e	294.4 e	3 750.3 e	-	
8-9		Total LMP supports (categories 8-9)	7 535.9 e	7 535.9 e	-	-	-	

Key : Not available; :n Not significant; - Not applicable or real zero or zero by default; 0 or 0.00 Less than half of the unit used; e Estimated value; s Eurostat estimate; p Provisional data; b Break in series

Source Eurostat, LMP database: [lmp_expme_nl](#)

1 Intervention coming to an end.

2 Expenditure restricted to unemployed people already receiving unemployment benefits (NL-31 WW).

B.3.19 LMP expenditure by intervention and by type of action, 2008: Austria

Euro (millions)

eurostat		Category, intervention number and name	15.1 Total	15.2 Transfers to individuals	15.3 Transfers to employers	15.4 Transfers to service providers	15.5 Not specified	Notes
1		Labour market services	458.9	0.7	: n	458.3	-	
1.1	16	Counselling for jobseekers and enterprises	50.3	-	-	50.3	-	1
	28	Interview allowance	0.7	0.7	-	-	-	
	34	Work adjustment backup system and job assistance for the disabled	41.0	-	-	41.0	-	1
	54	[Component] Counselling and support of employment seekers & services for employers (PES) - Individual case-management	: n	-	-	: n	-	2
	54	[Component] Counselling and support of employment seekers & services for employers (PES) - Information services	138.3	-	-	138.3	-	2
1.2	55	Administration of unemployment insurance services	64.8	-	-	64.8	-	
	56	Administration of foreign labour legislation	13.0	-	-	13.0	-	
	57	General overhead services of the PES (staff costs)	25.7	-	-	25.7	-	
	58	Programme EQUAL/ESF	3.5	-	: n	3.5	-	1
	59	Administration costs of the Territorial Employment Pacts (TEP)	2.7	-	-	2.7	-	1
	62	Non-staff costs of PES administration	118.8	-	-	118.8	-	
2		Training	1 045.1 e	520.7	123.0	367.7 e	33.6	
	18	[Component] Employment foundations - Training and guidance	70.7 e	69.2	-	1.5 e	-	3,4
2.1	7	Promotion of occupational mobility - course cost and course related cost	57.0	57.0	-	-	-	
	8	Promotion of occupational mobility - living allowance	372.6	372.6	-	-	-	4
	12	Support for training in institutions	282.5	-	-	282.5	-	1
	25	[Component] Further training allowance - Institutional training	21.9	21.9	-	-	-	4,5
2.2	13	Support for training in enterprises - support persons in enterprises for training measures (support of qualification for employees)	19.1	-	19.1	-	-	1
	35	Vocational training for the disabled	33.6	: n	: n	-	33.6	1
2.4	11	Promotion of apprenticeship training and vocational training	103.9	-	103.9	-	-	
	32	JASG training courses	83.7	: n	-	83.7	-	
3		Job rotation and job sharing	0.5	: n	0.5	-	-	
3.1	25	[Component] Further training allowance - Job rotation	: n	: n	-	-	-	4,5
3.2	26	Solidarity premium model (SOL)	0.4	-	0.4	-	-	
	63	Promoted job sharing during part-time parental leave	0.1	-	0.1	-	-	
4		Employment incentives	158.9	8.6	150.3	: n	-	
4.1	5	Promotion of regional mobility and entry into employment - travel allowance	3.1	3.1	-	-	-	
	6	Promotion of regional mobility and entry into employment - childcare allowance	5.6	5.6	-	-	-	
	15	Integration subsidy (EB)	73.9	0.0	73.9	-	-	
4.2	19	Promotion of investment and restructuring	47.0	-	47.0	: n	-	
	30	Bonus/malus system within the scope of unemployment insurance	29.4	-	29.4	-	-	
5		Supported employment and rehabilitation	115.5	: n	30.7	-	84.8	
5.1	37	Support for employment of the disabled through the BSBs	84.8	: n	: n	-	84.8	1
	44	Integration enterprises (BSB)	30.7	-	30.7	-	-	

B.3.19 LMP expenditure by intervention and by type of action, 2008: Austria

Euro (millions)

eurostat		Category, intervention number and name	15.1 Total	15.2 Transfers to individuals	15.3 Transfers to employers	15.4 Transfers to service providers	15.5 Not specified	Notes
6		Direct job creation	119.7	-	119.7	-	-	
	14	Socio-economic enterprises (SÖB) and non-profit employment projects (GBP)	117.5	-	117.5	-	-	1
	27	Childcare institutions	2.2	-	2.2	-	-	
7		Start-up incentives	14.9	14.9	-	: n	-	
	17	Business start-up programme (UGP+GB)	14.9	14.9	-	-	-	
	18	[Component] Employment foundations - Support for business start-ups	: n	: n	-	: n	-	3,4
8		Out-of-work income maintenance and support	2 717.1	2 687.6	29.6	-	-	
8.1	1	Unemployment benefit	1 486.9	1 486.9	-	-	-	4
	2	Unemployment assistance	900.5	900.5	-	-	-	4
8.2	20	Short-time working allowance	1.0	-	1.0	-	-	
	21	Bad weather compensation (Builders' Holiday and Severance Payments Fund)	28.6	-	28.6	-	-	
8.5	33	Insolvency-bankruptcy compensation (IAG)	300.2	300.2	-	-	-	4
9		Early retirement	554.4	196.1	358.3	-	-	
9.2	3	Transfer benefits to facilitate transition into retirement - Special support (SUG)	37.0	37.0	-	-	-	4
	4	Pension advances	58.6	58.6	-	-	-	4
	49	Part-time pay/support for older workers	358.3	-	358.3	-	-	
	64	Transition benefit	100.5	100.5	-	-	-	
1-9		Total LMP (categories 1-9)	5 185.0 e	3 428.5	812.1	826.0 e	118.4	
2-7		Total LMP measures (categories 2-7)	1 454.6 e	544.2	424.2	367.7 e	118.4	
8-9		Total LMP supports (categories 8-9)	3 271.6	2 883.7	387.9	-	-	

Key : Not available; : n Not significant; - Not applicable or real zero or zero by default; 0 or 0.00 Less than half of the unit used; e Estimated value; s Eurostat estimate; p Provisional data; b Break in series

Source Eurostat, LMP database: [lmp_expme_at](#)

- 1 Includes ESF contribution.
- 2 All expenditure is allocated to individual services (cat. 1.1.1).
- 3 Mixed measure (categories 2 and 7) - all expenditure is allocated to training, which is the most important component.
- 4 Includes social contributions credited on behalf of beneficiaries.
- 5 Mixed measure (categories 2 and 3) - all expenditure is allocated to training, which is the most important component.

B.3.20 LMP expenditure by intervention and by type of action, 2008: Poland

Euro (millions)

eurostat		Category, intervention number and name	15.1 Total	15.2 Transfers to individuals	15.3 Transfers to employers	15.4 Transfers to service providers	15.5 Not specified	Notes
1		Labour market services	319.0 e	14.5	-	304.5 e	-	
	40	Services provided by local PES	296.9 e	-	-	296.9 e	-	
1.1	22	Job clubs - Training in job-search skills	1.0 e	-	-	1.0 e	-	
	23	Job clubs - Activation tutorials	4.1 e	-	-	4.1 e	-	
	24	Vocational counselling (guidance)	2.4 e	-	-	2.4 e	-	1
	25	Financing of travel costs	14.5	14.5	-	-	-	1,2
	26	Financing of accommodation costs	-	-	-	-	-	2
2		Training	445.1	371.3	2.0	71.9	-	
2.1	3	Vocational training organized by Local (powiat) Labour Office	1.6	-	-	1.6	-	
	4	Vocational training organised by employers	0.0	-	0.0	-	-	
	21	Training	79.2	8.9	-	70.2	-	1
	30	Scholarship for continuing education	0.7	0.7	-	-	-	1
	42	The expenses return on labour market's instruments and services dedicated to unemployed and job-seeking disabled.	1.9	-	1.9	-	-	
	44	Co-financing of postgraduate studies	0.2	0.2	-	-	-	
2.2	17	Vocational training in the workplace	99.7	99.7	-	-	-	1
	29	Refund of costs of specialist training for workers threatened by lay-offs for reasons relating to place of work	n	-	n	-	-	
2.4	13	JUNIOR - vocational activation programme for disabled school-leavers	0.6	0.6	-	-	-	
	16	Apprenticeship	261.1	261.1	-	-	-	1
3		Job rotation and job sharing	-	-	-	-	-	
3.1	28	Replacement work	-	-	-	-	-	
4		Employment incentives	208.3 b	17.6	190.7 b	-	-	
4.1	1	Adaptation of the workplace for persons with disability	24.2 b	-	24.2 b	-	-	
	15	Interventional jobs	55.2	-	55.2	-	-	1
	20	Refund of costs of equipment and additional equipment of the workplace for the placed unemployed person	108.6	-	108.6	-	-	1
	27	Activation allowances	17.6	17.6	-	-	-	
	32	Refund of social insurance contributions	0.4	-	0.4	-	-	
	33	Co-financing the costs of care for children or dependants	0.1	0.1	-	-	-	1
	45	Work Coach - supported employment of those disabled (pilot scheme)	2.2	-	2.2	-	-	

B.3.20 LMP expenditure by intervention and by type of action, 2008: Poland

Euro (millions)

eurostat		Category, intervention number and name	15.1 Total	15.2 Transfers to individuals	15.3 Transfers to employers	15.4 Transfers to service providers	15.5 Not specified	Notes
5		Supported employment and rehabilitation	752.0	24.8	727.2	-	-	
5.1	2	Reimbursement of cost of remuneration of employee assisting the disabled worker	0.0	-	0.0	-	-	
	6	Support for employers running SWE - refund of training costs related to a change in the production process	-	-	-	-	-	3
	7	Support for employers running SWE - one-off loan for the protection of existing workplaces for disabled persons	0.5	-	0.5	-	-	4
	9	Co-financing the social insurance contributions of disabled workers	23.9	-	23.9	-	-	4
	10	Support for employers running SWE - co-financing up to 50% of interest due on bank loans	1.3	-	1.3	-	-	
	11	Wage subsidies for disabled workers	54.5	-	54.5	-	-	1
	12	Wage subsidies for disabled workers in SWE	399.3	-	399.3	-	-	
	14	People with disabilities in the public service	1.9	-	1.9	-	-	
	47	Reimbursement of obligatory social insurance premiums of disabled who run a business	24.8	24.8	-	-	-	
	48	Refund of obligatory social contributions paid by disabled farmers or disabled family members of farmers	0.1	0.1	-	-	-	
	49	Reimbursement of obligatory social insurance premiums paid for disabled employees	232.6	-	232.6	-	-	
5.2	8	Reimbursement of costs of creating and operating the occupational activity enterprises	13.1	-	13.1	-	-	
6		Direct job creation	80.4	-	80.4	-	-	
	18	Public works	70.8	-	70.8	-	-	
	34	Socially useful work	9.6	-	9.6	-	-	
7		Start-up incentives	214.1 b	214.1 b	-	-	-	
	5	Support for running a business	15.4 b	15.4 b	-	-	-	
	19	Grant for the unemployed starting economic activity	198.7	198.7	-	-	-	1
8		Out-of-work income maintenance and support	521.5	521.5	-	-	-	
8.1	35	Benefits for unemployed	521.5	521.5	-	-	-	
8.5	41	Bankruptcy compensation	: n	: n	-	-	-	
9		Early retirement	745.4	7.5	-	-	737.9	
9.2	36	Pre-retirement benefits	342.3	3.4	-	-	338.9	4
	37	Pre-retirement allowances	403.0	4.0	-	-	399.0	
1-9		Total LMP (categories 1-9)	3 285.8 b	1 171.4 b	1 000.1 b	376.3 e	737.9	
2-7		Total LMP measures (categories 2-7)	1 699.8 b	627.8 b	1 000.1 b	71.9	-	
8-9		Total LMP supports (categories 8-9)	1 266.9	529.0	-	-	737.9	

Key : Not available; :n Not significant; - Not applicable or real zero or zero by default; 0 or 0.00 Less than half of the unit used; e Estimated value; s Eurostat estimate; p Provisional data; b Break in series

Source Eurostat, LMP database: [lmp_expme_pl](#)

1 Includes ESF contribution.

2 Expenditure of PL-26 is included in PL-25.

3 Intervention not applied in 2008.

4 Intervention coming to an end.

B.3.21 LMP expenditure by intervention and by type of action, 2008: Portugal

Euro (millions)

eurostat		Category, intervention number and name	15.1 Total	15.2 Transfers to individuals	15.3 Transfers to employers	15.4 Transfers to service providers	15.5 Not specified	Notes
1		Labour market services	218.2	-	-	218.2	-	
1.1	95	[Component] Public employment services - Information services	35.9	-	-	35.9	-	
	95	[Component] Public employment services - Individual case management	61.1	-	-	61.1	-	
1.2	95	[Component] Public employment services - Administration of active measures	121.1	-	-	121.1	-	
	95	[Component] Public employment services - Other services/activities	: n	-	-	: n	-	
2		Training	407.4	227.9	78.2	101.2	-	
	96	[Component] Integration enterprises - Training	1.3	0.0	1.3	0.0	-	1
	99	PROFIJ - Training programme for the integration of youngsters (Azores)	0.8	-	-	0.8	-	1
2.1	14	Training grants for workers	1.0	1.0	-	-	-	1
	63	Initial training (excluding apprenticeship)	4.8	1.9	-	3.0	-	1
	64	Training for unemployed	92.9	40.7	-	52.1	-	1,2
	67	Special training for disadvantaged groups	7.3	3.0	0.1	4.1	-	1
	115	Vocational training for young and adults	166.7	127.8	-	38.8	-	1
	134	[Component] Life and Work Programme - Intervention for vocational training and employment	0.7	-	-	0.7	-	1
	135	Portuguese for everyone	0.4	0.4	-	-	-	1
	136	Modular training	2.9	2.9	-	-	-	1
2.2	22	Practical vocational training	61.5	1.7	59.8	-	-	1
	98	Placement programme (Azores)	3.2	3.2	-	-	-	1
	127	[Component] Life and Work Programme (Madeira) - Socio-professional integration training period	0.0	0.0	-	0.0	-	1,3
	132	Training/Employment (Madeira)	1.0	0.9	0.1	0.0	-	1
	134	[Component] Life and Work Programme - Practical vocational training aiming at socio-professional integration	1.4	-	1.4	-	-	1
2.3	127	[Component] Life and Work Programme (Madeira) - Theoretical-practical training	-	-	-	-	-	1,3
2.4	7	Apprenticeship training for young people	61.7	44.4	15.6	1.7	-	1
3		Job rotation and job sharing	-	-	-	-	-	
3.1	116	Employment-training rotation program	-	-	-	-	-	4

B.3.21 LMP expenditure by intervention and by type of action, 2008: Portugal

Euro (millions)

eurostat		Category, intervention number and name	15.1 Total	15.2 Transfers to individuals	15.3 Transfers to employers	15.4 Transfers to service providers	15.5 Not specified	Notes
4		Employment incentives	209.4	61.7	147.7	-	-	
	68	Promotion of socio-professional integration of disabled	3.2	-	3.2	-	-	1
	96	[Component] Integration enterprises - Integration premiums	11.8	0.3	11.5	-	-	1
	122	Social employment market (Azores)	-	-	-	-	-	1,5
4.1	23	Subsidies for permanent employment contracts	5.4	-	5.4	-	-	1
	24	[Component] Local employment initiatives - ILE - Job creation	61.3	61.3	-	-	-	1,6
	29	Job creation for young people through exemptions or reductions from compulsory social security contributions	98.5	-	98.5	-	-	
	31	Reduction of social security contributions to facilitate vocational integration of disabled persons	5.2	-	5.2	-	-	
	37	Exemption or reduction from social security contributions to promote recruitment of long-term unemployed	21.0	-	21.0	-	-	
	96	[Component] Integration enterprises -	0.6	-	0.6	-	-	1
	127	[Component] Life and Work Programme (Madeira) - Socio-professional integration premium	-	-	-	-	-	1,3
	127	[Component] Life and Work Programme (Madeira) - Employment support	0.0	-	0.0	-	-	1,3
	134	[Component] Life and Work Programme - Premium for socio-vocational integration	0.3	-	0.3	-	-	1
	134	[Component] Life and Work Programme - Employment incentive	2.0	-	2.0	-	-	1
5		Supported employment and rehabilitation	47.2	0.1	2.2	44.8	-	
5.1	33	Sheltered employment	2.2	-	2.2	-	-	1
5.2	34	Vocational preparation schemes for disabled persons	44.8	-	-	44.8	-	1
	84	Training and occupational integration of young people and adults with disabilities (Madeira)	0.1	0.1	-	-	-	1
6		Direct job creation	33.5	33.2	0.1	0.1	-	
	3	Employment scheme for persons in receipt of unemployment benefits	18.5	18.5	-	-	-	1,7
	4	Employment scheme for unemployed persons in need	12.3	12.3	-	-	-	1,8
	86	Programme for temporary placement of those receiving unemployment benefit (Azores)	0.1	-	0.1	-	-	9
	114	Social employment scheme for the unemployed - PROSA (Azores)	1.8	1.8	-	-	-	
	128	Occupational programme for the unemployed (Madeira)	0.7	0.6	-	0.1	-	1
7		Start-up incentives	3.1	3.1	-	-	-	
	24	[Component] Local employment initiatives - ILE - Start up incentive	0.1	0.1	-	-	-	1,6
	25	Subsidies for creation of self-employed	2.9	2.9	-	-	-	9
	69	Self-employment for disabled	0.2	0.2	-	-	-	1
	81	Support for the creation of self-employment - ACPE (Madeira)	0.0	0.0	-	-	-	1
	134	[Component] Life and Work Programme - Incentives for self-employment	0.0	0.0	-	-	-	1

B.3.21 LMP expenditure by intervention and by type of action, 2008: Portugal

Euro (millions)

eurostat		Category, intervention number and name	15.1 Total	15.2 Transfers to individuals	15.3 Transfers to employers	15.4 Transfers to service providers	15.5 Not specified	Notes
8		Out-of-work income maintenance and support	1 546.4	1 546.4	-	-	-	
8.1	75	Unemployment subsidy	1 138.9	1 138.9	-	-	-	
	76	Unemployment assistance	326.0	326.0	-	-	-	
8.2	1	Short-time working or temporary suspension of employment	1.7	1.7	-	-	-	
8.3	104	Partial unemployment benefit	9.3	9.3	-	-	-	
8.5	61	Payment of backdated earnings from bankrupt or insolvent firms	70.5	70.5	-	-	-	
9		Early retirement	154.2	154.2	-	-	-	
9.2	41	Early retirement for the elderly unemployed	114.7	114.7	-	-	-	
	44	Early retirement agreements between workers and employers	39.5	39.5	-	-	-	
1-9		Total LMP (categories 1-9)	2 619.3	2 026.8	228.2	364.4	-	
2-7		Total LMP measures (categories 2-7)	700.6	326.2	228.2	146.2	-	
8-9		Total LMP supports (categories 8-9)	1 700.6	1 700.6	-	-	-	

Key : Not available; :n Not significant; - Not applicable or real zero or zero by default; 0 or 0.00 Less than half of the unit used; e Estimated value; s Eurostat estimate; p Provisional data; b Break in series

Source Eurostat, LMP database: [lmp_expme_pt](#)

1 Includes ESF contribution.

2 Intervention ended.

3 Components of theoretical-practical training (cat. 2.3) and socio-professional integration (cat. 4.1.1) not applied in 2008.

4 Intervention not applied in 2008

5 Intervention not applied in 2008.

6 Expenditure of related to start-up incentives (cat. 7) included with job creation incentives (cat 4.1.1).

7 Expenditure is incomplete - participants continue to receive unemployment benefits that are still recorded in PT-75 in category 8 and amounts reported here refer only to additional complementary benefits.

8 Expenditure is incomplete - participants continue to receive unemployment assistance that are still recorded in PT-76 in category 8 and amounts reported here refer only to additional complementary benefits.

9 Expenditure is incomplete. Participants continue to receive unemployment benefits but the value of these is not known and remains as part of PT-75 in category 8. Amounts reported here refer only to additional complementary benefits. Includes ESF contribution.

B.3.22 LMP expenditure by intervention and by type of action, 2008: Romania

Euro (millions)

eurostat		Category, intervention number and name	15.1 Total	15.2 Transfers to individuals	15.3 Transfers to employers	15.4 Transfers to service providers	15.5 Not specified	Notes
1		Labour market services	47.8 e	-	0.0	47.8 e	-	
1.1	3	Information and counselling services provided by ANOFM to employees at risk of losing their job	0.1	-	-	0.1	-	
	5	Information and professional counselling for registered jobseekers	0.7	-	-	0.7	-	
	6	Labour mediation	0.1	-	0.0	0.1	-	
	31	Administration cost for labour market services	0.1 e	-	-	0.1 e	-	
1.2	29	Administration cost for active measures	11.4 e	-	-	11.4 e	-	
	30	Administration cost for LMP supports	35.4 e	-	-	35.4 e	-	
2		Training	12.4	5.4	-	7.0	-	
2.1	7	Training for registered unemployed	12.1	5.4	-	6.7	-	1
	35	Training for offenders	0.1	-	-	0.1	-	
2.3	40	Re-qualification and specialisation of the at risk employees	0.2	-	-	0.2	-	
3		Job rotation and job sharing	-	-	-	-	-	
4		Employment incentives	49.9	6.6	43.3	: n	-	
4.1	10	Credits for entrepreneurs aimed at creating new jobs for unemployed persons	: n	-	: n	: n	-	2
	11	Income top-up for unemployed persons finding work before the expiry of the unemployment benefit period	3.9	3.9	-	-	-	
	12	Installation allowance	0.3	0.3	-	-	-	
	13	Relocation allowance	1.5	1.5	-	-	-	
	14	Subsidies for graduate recruitment	15.7	-	15.7	-	-	
	15	Subsidies for creating jobs for graduates from the medical sector	0.0	-	0.0	-	-	2
	16	Subsidies for creating jobs for disabled graduates	0.0	-	0.0	-	-	
	18	Subsidies for employers taking on registered unemployed	26.2	-	26.2	-	-	
	19	Subsidies for the recruitment of disabled persons	0.3	-	0.3	-	-	
	21	Incentives for employers taking on registered unemployed	0.0	-	0.0	-	-	
	36	Subsidies for unemployed approaching pension age	1.1	-	1.1	-	-	
	41	Income completion for graduates	0.2	0.2	-	-	-	
	42	Installation allowance for graduates	0.8	0.8	-	-	-	
4.2	26	Other measures for young people with difficulties and at risk of professional exclusion	-	-	-	-	-	3
5		Supported employment and rehabilitation	-	-	-	-	-	
6		Direct job creation	20.1	-	20.1	-	-	
	20	Temporary employment	15.5	-	15.5	-	-	
	25	Solidarity contracts for young people with difficulties and at risk of professional exclusion	4.5	-	4.5	-	-	
7		Start-up incentives	1.0	: n	-	1.0	-	
	8	Counselling for business start-up	1.0	-	-	1.0	-	
	9	Credits for unemployed entrepreneurs aimed at creating new jobs for other unemployed persons	: n	: n	-	-	-	2

B.3.22 LMP expenditure by intervention and by type of action, 2008: Romania

Euro (millions)

eurostat		Category, intervention number and name	15.1 Total	15.2 Transfers to individuals	15.3 Transfers to employers	15.4 Transfers to service providers	15.5 Not specified	Notes
8		Out-of-work income maintenance and support	242.5	242.3	-	0.2	-	
8.1	2	[Component] Unemployment indemnity 2 - indemnity (75%)	181.2	181.2	-	-	-	
	2	[Component] Unemployment indemnity 2 - indemnity (50%)	11.0	11.0	-	-	-	
	22	Support in case of restructuring in the defence sector or state owned companies	38.8	38.8	-	-	-	
8.4	23	Compensation in case of restructuring of state owned companies and collective lay offs	17.0	16.8	-	0.2	-	
8.A	33	Adjustment for double-counting, category 8	-	-	-	-	-	
	44	Adjustment for double counting - unemployment benefits paid to persons in training (intervention RO-7)	- 5.4	- 5.4	-	-	-	
9		Early retirement	-	-	-	-	-	
1-9		Total LMP (categories 1-9)	373.8 e	254.3	63.4	56.0 e	-	
2-7		Total LMP measures (categories 2-7)	83.5	12.0	63.4	8.1	-	
8-9		Total LMP supports (categories 8-9)	242.5	242.3	-	0.2	-	

Key : Not available; :n Not significant; - Not applicable or real zero or zero by default; 0 or 0.00 Less than half of the unit used; e Estimated value; s Eurostat estimate; p Provisional data; b Break in series

Source Eurostat, LMP database: [lmp_expme_ro](#)

- 1 Includes continued unemployment benefits for eligible participants.
- 2 Intervention is coming to an end.
- 3 Intervention not applied in 2008.

B.3.23 LMP expenditure by intervention and by type of action, 2008: Slovenia

Euro (millions)

eurostat		Category, intervention number and name	15.1 Total	15.2 Transfers to individuals	15.3 Transfers to employers	15.4 Transfers to service providers	15.5 Not specified	Notes
1		Labour market services	31.8	0.6	-	31.2	-	
1.1	13	Job clubs	0.9	0.4	-	0.5	-	
	44	Vocational information and counselling centres	0.0	-	-	0.0	-	
	46	Medical employment counselling	0.1	-	-	0.1	-	
	48	[Component] General services and counselling -	8.4	-	-	8.4	-	
	48	[Component] General services and counselling -	4.2	-	-	4.2	-	
	57	Help in planning professional career and in searching employment	0.6	0.2	-	0.4	-	
	64	Inclusion of unemployed persons into new and development projects	0.0	0.0	-	-	-	
1.2	59	[Component] Other activities of the PES - implementation of LMP measures	6.0	-	-	6.0	-	
	59	[Component] Other activities of the PES - administration and payment of LMP supports	3.1	-	-	3.1	-	
	59	[Component] Other activities of the PES - all other services	8.5	-	-	8.5	-	
2		Training	9.4	4.4	-	5.0	-	
2.1	9	Project learning for younger adults (PUM)	0.0	0.0	-	-	-	1
	10	Development and training programmes	2.5	0.4	-	2.1	-	1
	11	Programmes for obtaining professional education [Programme 10.000+]	1.9	0.4	-	1.5	-	1
	26	Training for a successful life: A bridge to education	0.0	0.0	-	-	-	
	28	National professional qualifications	0.0	0.0	-	0.0	-	1
2.2	12	On the job and integrated training programmes	3.6	2.7	-	0.9	-	1
	14	Work trial	1.3	0.9	-	0.5	-	
3		Job rotation and job sharing	-	-	-	-	-	
4		Employment incentives	2.3	-	2.3	-	-	
4.1	60	Promotion of new employment of long-term unemployed, recipients of financial social assistance	0.9	-	0.9	-	-	
	61	Promotion of new employment of older people in 2007	0.5	-	0.5	-	-	1,2
	66	Encouragement of employment of old unemployed persons	0.2	-	0.2	-	-	1
	67	Promoting employment of young unemployed persons	0.1	-	0.1	-	-	1
	68	Promoting new employment of long-term unemployed persons - recipients of financial social assistance for 2008	0.0	-	0.0	-	-	
	69	Assistance in employment of long-term unemployed women 2	0.6	-	0.6	-	-	1
5		Supported employment and rehabilitation	-	-	-	-	-	
6		Direct job creation	16.0	-	16.0	-	-	
	3	Public works	14.7	-	14.7	-	-	
	70	Promoting employment of long-term unemployed persons	0.2	-	0.2	-	-	1
	71	Co-financing of employment in providing home help and personal assistance for 2008	1.1	-	1.1	-	-	
7		Start-up incentives	6.8	6.8	-	0.0	-	
	16	Promotion of self-employment / entrepreneurship (ESS)	6.8	6.8	-	-	-	1
	65	Assistance in self-employment	0.0	-	-	0.0	-	

B.3.23 LMP expenditure by intervention and by type of action, 2008: Slovenia

Euro (millions)

eurostat		Category, intervention number and name	15.1 Total	15.2 Transfers to individuals	15.3 Transfers to employers	15.4 Transfers to service providers	15.5 Not specified	Notes
8		Out-of-work income maintenance and support	99.6	99.6	-	-	-	
8.1	30	Unemployment insurance	99.1	99.1	-	-	-	3
	32	Unemployment assistance	0.4	0.4	-	-	-	2,3
9		Early retirement	-	-	-	-	-	
1-9		Total LMP (categories 1-9)	165.9	111.3	18.3	36.2	-	
2-7		Total LMP measures (categories 2-7)	34.5	11.2	18.3	5.0	-	
8-9		Total LMP supports (categories 8-9)	99.6	99.6	-	-	-	

Key : Not available; :n Not significant; - Not applicable or real zero or zero by default; 0 or 0.00 Less than half of the unit used; e Estimated value; s Eurostat estimate; p Provisional data; b Break in series

Source Eurostat, LMP database: [lmp_expme_si](#)

1 Includes ESF contribution.

2 Intervention coming to an end.

3 Includes payment of social contributions for older unemployed waiting for retirement.


B.3.24 LMP expenditure by intervention and by type of action, 2008: Slovakia

Euro (millions)

eurostat		Category, intervention number and name	15.1 Total	15.2 Transfers to individuals	15.3 Transfers to employers	15.4 Transfers to service providers	15.5 Not specified	Notes
1		Labour market services	70.6	0.9	27.3	42.4	-	
1.1	1	[Component] Mediation of employment - Information services	27.7	0.9	26.5	0.3	-	1,2
	3	Professional consultancy	0.8	0.0	0.7	0.0	-	
1.2	1	[Component] Mediation of employment - Administration of LMP measures	42.1	-	-	42.1	-	1,2
2		Training	6.8	0.8	0.3	5.8	-	
2.1	4	Education and preparation for the labour market of the job seeker and person interested in employment	3.8	0.1	0.1	3.7	-	2
	21	Benefits during labour market training and during work preparation opportunities for the disabled	0.4	0.4	-	-	-	2
	27	Projects and programmes - education and training for the labour market	2.6	0.3	0.1	2.1	-	2
3		Job rotation and job sharing	-	-	-	-	-	
4		Employment incentives	9.8	5.4	4.4	-	-	
4.1	6	Contribution for employing a disadvantaged job seeker	4.3	-	4.3	-	-	2
	7	Contribution for the graduate practice	4.0	4.0	-	-	-	2
	20	Contribution for commuting to work	1.4	1.4	-	-	-	2
	22	Allowances to support the integration of disadvantaged jobseekers	0.0	0.0	-	-	-	
	23	Subsidies to support the sustainment of low-wage jobs taken up by registered jobseekers	0.1	-	0.1	-	-	2
	25	Relocation allowance when taking up a new job	0.0	0.0	-	-	-	2
5		Supported employment and rehabilitation	10.6	0.9	9.6	-	-	
5.1	10	Contribution for establishing and maintaining the protected workshop and protected workplace	4.3	0.0	4.2	-	-	2
	12	Contribution for activities of the assistant at work	0.4	0.1	0.3	-	-	2
	13	Contribution to cover operating costs of the sheltered workshop or sheltered workplace and employees transport costs	5.8	0.8	5.0	-	-	2
	26	Subsidies to sustain jobs for disabled workers	0.0	-	0.0	-	-	2
6		Direct job creation	34.2	13.1	21.1	-	-	
	8	Contribution for activation activity in the form of minor communal services performed for a municipality	18.8	-	18.8	-	-	2
	24	Contribution for activation activity in the form of voluntary works	15.4	13.1	2.3	-	-	2
7		Start-up incentives	35.5	35.4	0.1	-	-	
	5	Contribution for self-employment	32.3	32.3	-	-	-	2
	11	Contribution for operating or performing self-employment to disabled citizens	3.3	3.2	0.1	-	-	2
8		Out-of-work income maintenance and support	68.6	68.6	-	-	-	
8.1	15	Unemployment benefit	63.7	63.7	-	-	-	
8.5	14	Benefit of guarantee insurance	4.9	4.9	-	-	-	

B.3.24 LMP expenditure by intervention and by type of action, 2008: Slovakia

Euro (millions)

 Category, intervention number and name	15.1 Total	15.2 Transfers to individuals	15.3 Transfers to employers	15.4 Transfers to service providers	15.5 Not specified	Notes
9 Early retirement	210.8	210.8	-	-	-	
9.2 16 Early old-age pension	210.8	210.8	-	-	-	
1-9 Total LMP (categories 1-9)	446.9	335.9	62.8	48.2	-	
2-7 Total LMP measures (categories 2-7)	96.9	55.6	35.5	5.8	-	
8-9 Total LMP supports (categories 8-9)	279.4	279.4	-	-	-	

Key : Not available; :n Not significant; - Not applicable or real zero or zero by default; 0 or 0.00 Less than half of the unit used; e Estimated value;
s Eurostat estimate; p Provisional data; b Break in series

Source Eurostat, LMP database: [lmp_expme_sk](#)

1 Partial data.

2 Includes ESF contribution.

B.3.25 LMP expenditure by intervention and by type of action, 2008: Finland

Euro (millions)

eurostat		Category, intervention number and name	15.1 Total	15.2 Transfers to individuals	15.3 Transfers to employers	15.4 Transfers to service providers	15.5 Not specified	Notes
1		Labour market services	211.6	7.5	-	204.2	-	
1.1	5	Mobility allowance	8.2	6.6	-	1.6	-	1
	20	Vocational guidance	18.2	-	-	18.2	-	2
	21	Training and vocational information services	5.4	-	-	5.4	-	2
	22	Vocational rehabilitation	16.4	-	-	16.4	-	3
	46	Registration of jobseekers	24.1	-	-	24.1	-	2
	47	Interviews and individual action plans	38.9	-	-	38.9	-	2
	48	Integration	3.7	-	-	3.7	-	2
	49	Job clubs	11.6	0.9	-	10.8	-	4
	56	Labour exchange	37.3	-	-	37.3	-	2
1.2	50	Administration of active measures (PES)	31.8	-	-	31.8	-	2
	51	Administration of benefits (PES)	16.1	-	-	16.1	-	2
2		Training	665.5	419.8	29.6	216.2	-	
2.1	6	Labour market training	521.4	305.2	-	216.2	-	5
	17	Training allowance	21.2	21.2	-	-	-	
2.2	12	Employment subsidy for coaching for working life	15.3	15.3	-	-	-	5
	15	Trainee work/coaching for working life with labour market support	78.1	78.1	-	-	-	5
2.4	7	Apprenticeship for the unemployed	29.6	-	29.6	-	-	5,6
3		Job rotation and job sharing	108.6	108.6	-	-	-	
3.1	16	Job rotation	102.8	102.8	-	-	-	7
3.2	13	Part-time pay supplement	5.8	5.8	-	-	-	
4		Employment incentives	140.9	-	140.9	-	-	
4.1	10	Employment subsidy, private companies	140.9	-	140.9	-	-	5
5		Supported employment and rehabilitation	159.3 e	88.9 e	30.5 e	39.9 e	-	
5.1	34	Employment supporting activity of the municipalities	30.5 e	-	30.5 e	-	-	5,8
5.2	25	Rehabilitation activities of the social insurance institution	46.1	17.1	-	29.1	-	
	26	Rehabilitation activities of the employment pension scheme	53.6	46.6	-	7.0	-	
	27	Rehabilitation activities of the accident and traffic insurance	29.1	25.3 e	-	3.8 e	-	
6		Direct job creation	130.5	30.2	94.8	5.5	-	
	8	Temporary government employment	29.0	-	29.0	-	-	5
	9	Employment subsidy, municipalities	65.8	-	65.8	-	-	5
	36	Rehabilitative work experience	35.7	30.2	-	5.5	-	
7		Start-up incentives	35.8	35.8	-	-	-	
	11	Start-up grant	16.1	16.1	-	-	-	5
	55	Start-up grant for non-unemployed	19.7	19.7	-	-	-	5
8		Out-of-work income maintenance and support	1 771.7	1 771.7	-	-	-	
8.1	1	Earnings-related unemployment allowance	1 056.0	1 056.0	-	-	-	
	2	Basic unemployment allowance	86.4	86.4	-	-	-	
	4	Labour market support (passive component)	473.9	473.9	-	-	-	9
8.2	30	Earnings related adjusted unemployment allowance as partial unemployment benefit	3.0	3.0	-	-	-	
	32	Adjusted basic unemployment allowance or labour market support as partial unemployment benefit	0.0	0.0	-	-	-	
8.3	31	Earnings related adjusted unemployment allowance as part-time unemployment benefit	98.2	98.2	-	-	-	
	33	Adjusted basic unemployment allowance or labour market support as part-time unemployment benefit	34.3	34.3	-	-	-	
8.5	28	Pay security	19.9	19.9	-	-	-	10

B.3.25 LMP expenditure by intervention and by type of action, 2008: Finland

Euro (millions)

eurostat		Category, intervention number and name	15.1 Total	15.2 Transfers to individuals	15.3 Transfers to employers	15.4 Transfers to service providers	15.5 Not specified	Notes
9		Early retirement	723.0	723.0	-	-	-	
9.2	3	Unemployment pension	723.0	723.0	-	-	-	
1-9		Total LMP (categories 1-9)	3 946.9 e	3 185.4 e	295.8 e	465.8 e	-	
2-7		Total LMP measures (categories 2-7)	1 240.7 e	683.3 e	295.8 e	261.6 e	-	
8-9		Total LMP supports (categories 8-9)	2 494.6	2 494.6	-	-	-	

Key : Not available; :n Not significant; - Not applicable or real zero or zero by default; 0 or 0.00 Less than half of the unit used; e Estimated value; s Eurostat estimate; p Provisional data; b Break in series

Source Eurostat, LMP database: [lmp_expme_fi](#)

- 1 Expenditure includes reimbursement of travelling and partly moving costs incurred by participants plus a share of the PES operational costs based on monitoring of staff time-use.
- 2 Share of operational costs of the PES based on monitoring of staff time-use.
- 3 Expenditure includes the costs paid to service providers for different rehabilitation activities plus a share of the PES operational costs based on monitoring of staff time-use.
- 4 Expenditure includes reimbursement of costs incurred by participants plus a share of the PES operational costs based on monitoring of staff time-use plus real transfers to service providers.
- 5 Includes ESF contribution.
- 6 Expenditure includes only subsidies paid by the Ministry of Employment and the Economy to facilitate the recruitment of unemployed persons as apprentices.
- 7 Expenditure refers to persons on leave and includes both income support (80/70% of unemployment benefit entitlement) and training supplements where appropriate.
- 8 Data represent an estimate of public funding for sheltered workshops. Income from business activity, which accounts for more than half of revenue, is excluded.
- 9 Passive (income support) payments only. Labour market support payments made to persons in active measures are shown under the appropriate measure.
- 10 Net public expenditure (disbursements minus repayments to the state).

B.3.26 LMP expenditure by intervention and by type of action, 2008: Sweden

Euro (millions)

eurostat		Category, intervention number and name	15.1 Total	15.2 Transfers to individuals	15.3 Transfers to employers	15.4 Transfers to service providers	15.5 Not specified	Notes
1		Labour market services	955.9 e	416.4 e	-	539.5 e	-	
1.1	19	General placement service	101.1 e	-	-	101.1 e	-	
	20	Individual guidance service	176.8 e	-	-	176.8 e	-	
	42	Activity Guarantee	0.5	-	-	0.5	-	1
	70	[Component] Job and Development Programme - Assisted jobseeker activities	404.5 e	378.6 e	-	25.9 e	-	2
	74	[Component] Youth Job Programme - Assisted jobseekers activities	45.7 e	37.9 e	-	7.8 e	-	2
1.2	56	Other services/activities	227.3 e	-	-	227.3 e	-	
2		Training	228.9 e	110.1 e	-	118.8 e	-	
	43	Activities within counselling, guidance and placement services	5.0	5.0	-	-	-	
	47	Projects with Employment Policy Orientation	3.2	0.7	-	2.5	-	
	70	[Component] Job and Development Programme - Training	33.3 e	31.1 e	-	2.2 e	-	2
	74	[Component] Youth Job Programme - Training	3.5 e	2.9 e	-	0.6 e	-	2
2.1	49	Preparatory Training Courses	41.4	15.7	-	25.7	-	
	50	Employment Training	142.0	54.2	-	87.8	-	
2.2	68	Apprentice Jobs	0.2	0.2	-	-	-	1
2.3	67	In-depth Assessment and Counselling Guidance	0.3	0.3	-	-	-	
3		Job rotation and job sharing	-	-	-	-	-	
4		Employment incentives	1 231.6 e	116.3 e	1 106.9	8.4 e	-	
4.1	7	Municipal youth programme	0.6	-	0.6	-	-	1
	12	Wage subsidies	738.7	-	738.7	-	-	
	15	Mobility allowance	7.2	7.2	-	-	-	3
	31	Youth guarantee	1.4	0.4	-	0.9	-	1
	35	Work Experience	13.7	13.2	-	0.5	-	
	37	Extended recruitment incentive (for persons enrolled with the PES for 2 years)	1.0	-	1.0	-	-	1
	40	Grants for technical aids and workplace adjustments and for a works assistant	25.2	-	25.2	-	-	
	44	Special recruitment incentive	111.3	-	111.3	-	-	
	60	Development Employment	47.2	-	47.2	-	-	
	63	Plus Jobs	168.2	-	168.2	-	-	
	65	Trial Opportunity	2.3	2.3	-	-	-	
	70	[Component] Job and Development Programme - Work experience	95.4 e	89.2 e	-	6.1 e	-	2
	73	Entry recruitment incentive	14.7	-	14.7	-	-	
	74	[Component] Youth Job Programme - Work experience	4.8 e	4.0 e	-	0.8 e	-	2
5		Supported employment and rehabilitation	646.0 e	28.6 e	616.8	0.5 e	-	
5.1	13	Public sheltered employment (OSA)	80.9	-	80.9	-	-	
	21	Samhall	438.9	-	438.9	-	-	
	61	Security Employment	97.0	-	97.0	-	-	
5.2	14	Employability rehabilitation programme	21.6	21.6	-	-	-	4
	70	[Component] Job and Development Programme - Employability rehabilitation	7.1 e	6.7 e	-	0.4 e	-	2
	74	[Component] Youth Job Programme - Employability rehabilitation	0.4 e	0.3 e	-	0.1 e	-	2
6		Direct job creation	-	-	-	-	-	

B.3.26 LMP expenditure by intervention and by type of action, 2008: Sweden

Euro (millions)

eurostat Category, intervention number and name		15.1 Total	15.2 Transfers to individuals	15.3 Transfers to employers	15.4 Transfers to service providers	15.5 Not specified	Notes
7	Start-up incentives	43.8 e	41.6 e	-	2.2 e	-	
9	Start-up grants	34.7	33.0	-	1.8	-	
69	Start-up grants for disabled entrepreneurs	2.6	2.6	-	-	-	
70	[Component] Job and Development Programme - Start-up	6.3 e	5.9 e	-	0.4 e	-	2
74	[Component] Youth Job Programme - Start up	0.1 e	0.1 e	-	- e	-	2
8	Out-of-work income maintenance and support	1 498.7	1 498.7	-	-	-	
8.1	16 [Component] Unemployment insurance and Basic insurance - Full-time unemployed	847.3	847.3	-	-	-	5
8.3	16 [Component] Unemployment insurance and Basic insurance - Part-time unemployed	564.8	564.8	-	-	-	5
8.5	30 Wage guarantee	86.5	86.5	-	-	-	
9	Early retirement	-	-	-	-	-	
1-9	Total LMP (categories 1-9)	4 604.8 e	2 211.7 e	1 723.7	669.4 e	-	
2-7	Total LMP measures (categories 2-7)	2 150.2 e	296.6 e	1 723.7	129.9 e	-	
8-9	Total LMP supports (categories 8-9)	1 498.7	1 498.7	-	-	-	


Key : Not available; :n Not significant; - Not applicable or real zero or zero by default; 0 or 0.00 Less than half of the unit used; e Estimated value; s Eurostat estimate; p Provisional data; b Break in series

Source Eurostat, LMP database: [lmp_expme_se](#)

- 1 Intervention coming to an end.
- 2 The allocation of expenditure to components is partly based on estimates.
- 3 Expenditure includes some payments for travelling to interview, which are normally considered under category 1.
- 4 Cost of individual service included in expenditure of SE-20.
- 5 Includes social contributions credited.

B.3.27 LMP expenditure by intervention and by type of action, 2008: United Kingdom

Euro (millions)

		Category, intervention number and name	15.1 Total	15.2 Transfers to individuals	15.3 Transfers to employers	15.4 Transfers to service providers	15.5 Not specified	Notes
1		Labour market services	4 755.2 s	122.2 s	0.0 s	4 390.3 s	242.6	
1.1	1	[Component] New Deal for 18-24 - Gateway	84.7 s	:	:	84.7 s	-	1
	1	[Component] New Deal for 18-24 - Follow-through	- s	:	:	- s	-	1
	1	[Component] New Deal for 18-24 - Other expenditure	71.6 s	:	:	71.6 s	-	1
	2	[Component] New Deal 25 plus - Gateway	7.7 s	:	:	7.7 s	-	1
	2	[Component] New Deal 25 plus - Follow-through	0.4 s	:	:	0.4 s	-	1
	2	[Component] New Deal 25 plus - Other expenditure	30.7 s	:	:	30.7 s	-	1
	9	JobCentre Plus - placement and advisory functions	816.0	-	-	816.0	-	
	10	New Deal for Partners of Unemployed People (NDPU)	0.4	0.0 s	-	0.4 s	-	
	11	New Deal for Lone Parents (NDLP)	37.1	29.8 s	-	7.3 s	-	
	12	New Deal for Disabled People (NDDP)	42.9	0.9 s	-	41.9 s	-	
	35	Employment zones	149.7	-	-	149.7	-	
	37	New Deal 50+	0.3	0.2 s	-	0.1 s	-	
	40	Connexions Service	609.1	-	-	609.1	-	
	43	JobCentre Plus - other programmes	264.0 e	-	-	264.0 e	-	2
	44	Workstep	83.6	-	0.0 s	83.6 s	-	
	48	Pathways to Work (Incapacity Benefit Reforms)	160.5	91.2 s	-	69.2 s	-	
	51	Entry to Employment	212.7	:	-	:	212.7	
	53	[Component] Northern Ireland Employment Programmes - New Deal for Young People	22.5 e	-	-	-	22.5	2,3
	53	[Component] Northern Ireland Employment Programmes - New Deal 25 Plus	- e	-	-	-	-	2,3
	53	[Component] Northern Ireland Employment Programmes - Other	: n	-	-	-	-	2,3
	53	[Component] Northern Ireland Employment Programmes - Pathways	7.4 e	-	-	-	7.4	2,3
1.2	41	JobCentre Plus - benefit administration	971.6	-	-	971.6	-	
	47	JobCentre Plus - other administration costs	1 182.4 e	-	-	1 182.4 e	-	2
2		Training	294.4 s	-	-	-	294.4	
	50	Training for Work	14.1 e	:	-	:	14.1	2
2.1	1	[Component] New Deal for 18-24 - Education and training option	119.6 s	:	:	:	119.6	1
	2	[Component] New Deal 25 plus - IAP training related options	101.7 s	:	:	:	101.7	1
	53	[Component] Northern Ireland Employment Programmes - Job Skills	58.9 e	-	-	-	58.9	2,3
3		Job rotation and job sharing	-	-	-	-	-	
4		Employment incentives	222.2 s	69.5 s	52.6 s	30.2 s	70.0	
4.1	1	[Component] New Deal for 18-24 - Employment option	19.8 s	:	:	:	19.8	1
	2	[Component] New Deal 25 plus - IAP employment related options	15.1 s	:	:	:	15.1	1
	29	Job Grant	50.2	50.2	-	-	-	
	31	Access to work	102.0	19.2 s	52.6 s	30.2 s	-	
	33	[Component] Remploy - Interwork	35.1 s	-	-	:	35.1	
5		Supported employment and rehabilitation	225.9 s	2.1 s	-	34.1 s	189.8	
	24	Work preparation	13.9	2.1 s	-	11.9 s	-	
5.1	33	[Component] Remploy - Remploy	182.8 s	-	-	:	182.8	
	53	[Component] Northern Ireland Employment Programmes - Employment Support	6.9 e	-	-	-	6.9	2,3
5.2	49	Residential Training Colleges	22.2	-	-	22.2	-	
6		Direct job creation	104.2 s	:	:	:	104.2	
	1	[Component] New Deal for 18-24 - Voluntary sector & Environment Task Force options	104.2 s	:	:	:	104.2	1

B.3.27 LMP expenditure by intervention and by type of action, 2008: United Kingdom

Euro (millions)

eurostat		Category, intervention number and name	15.1 Total	15.2 Transfers to individuals	15.3 Transfers to employers	15.4 Transfers to service providers	15.5 Not specified	Notes
7		Start-up incentives	-	-	-	-	-	
8		Out-of-work income maintenance and support	3 589.2	3 589.2	-	-	-	
8.1	3	Jobseeker's allowance (JSA): payments	3 589.2	3 589.2	-	-	-	
9		Early retirement	-	-	-	-	-	
1-9		Total LMP (categories 1-9)	9 191.0 s	3 782.9 s	52.6 s	4 454.6 s	900.9	
2-7		Total LMP measures (categories 2-7)	846.6 s	71.5 s	52.6 s	64.3 s	658.2	
8-9		Total LMP supports (categories 8-9)	3 589.2	3 589.2	-	-	-	

Key : Not available; :n Not significant; - Not applicable or real zero or zero by default; 0 or 0.00 Less than half of the unit used; e Estimated value; s Eurostat estimate; p Provisional data; b Break in series

Source Eurostat, LMP database: [lmp_expme_uk](#)

- 1 Total expenditure of New Deal 18-24 and New Deal 25+ estimated from combined total (72%:28% split). Breakdowns by component are not available and are estimated by Eurostat.
- 2 Data refer to 2007.
- 3 Expenditure shown for the component New Deal for Young People covers all New Deal programmes in Northern Ireland.

B.3.28 LMP expenditure by intervention and by type of action, 2008: Norway

Euro (millions)

eurostat		Category, intervention number and name	15.1 Total	15.2 Transfers to individuals	15.3 Transfers to employers	15.4 Transfers to service providers	15.5 Not specified	Notes
1		Labour market services	:	:	:	:	:	
1.1	4	Job clubs	19.7	11.3	-	8.3	-	
1Mixed	26	Services of the Labour Market Administration (NAV)	:	-	-	:	-	
2		Training	640.2	460.1	3.5	176.6	-	
2.1	7	Labour Market Training (AMO)	101.8	39.0	-	62.8	-	
	22	Education in regular schools	451.6	358.0	-	93.6	-	
	35	Labour Market Training for occupationally disabled (AMO)	53.5	33.3	-	20.2	-	
2.2	8	Work experience in ordinary enterprises	33.3	29.8	3.5	-	-	
3		Job rotation and job sharing	-	-	-	-	-	
4		Employment incentives	75.5	11.6	63.9	-	-	
4.1	6	Wage subsidies to employers	29.2	-	29.2	-	-	
	28	Wage subsidies for the occupationally disabled	33.3	-	33.3	-	-	
	30	Work experience in ordinary enterprises for the occupationally disabled	13.0	11.6	1.4	-	-	
5		Supported employment and rehabilitation	433.5	194.1	189.6	49.8	-	
5.1	15	Work experience in sheltered enterprises	184.9	78.3	106.6	-	-	
	19	Supported employment (AB)	135.4	85.7	-	49.8	-	
	23	Clarification programmes in sheltered workshops	64.9	30.2	34.7	-	-	
5.2	24	Qualification programmes in sheltered workshops	48.3	-	48.3	-	-	
6		Direct job creation	127.6	113.4	14.3	-	-	
	11	Temporary public employment (KAJA)	0.4	-	0.4	-	-	
	14	Temporary employment measures for the occupationally disabled	1.4	-	1.4	-	-	
	21	Work experience - Practice in regular places of work for the occupationally disabled	125.8	113.4	12.4	-	-	
7		Start-up incentives	9.2	7.6	-	1.6	-	
	25	Start your own business	9.2	7.6	-	1.6	-	
8		Out-of-work income maintenance and support	989.0	989.0	-	-	-	
8.1	1	[Component] Unemployment benefits - Full unemployment benefits	382.7	382.7	-	-	-	
	27	Payments for occupational rehabilitation between measures	496.9	496.9	-	-	-	
	29	Waiting benefit	13.2	13.2	-	-	-	1
8.3	1	[Component] Unemployment benefits - Part-time unemployment benefits	89.3	89.3	-	-	-	
8.4	1	[Component] Unemployment benefits - Redundancy compensation	1.5	1.5	-	-	-	
8.5	1	[Component] Unemployment benefits - Bankruptcy compensation	5.3	5.3	-	-	-	
9		Early retirement	-	-	-	-	-	
1-9		Total LMP (categories 1-9)	:	:	:	:	:	
2-7		Total LMP measures (categories 2-7)	1 286.0	786.9	271.2	228.0	-	
8-9		Total LMP supports (categories 8-9)	989.0	989.0	-	-	-	

Key : Not available; :n Not significant; - Not applicable or real zero or zero by default; 0 or 0.00 Less than half of the unit used; e Estimated value; s Eurostat estimate; p Provisional data; b Break in series

Source Eurostat, LMP database: [lmp_expme_no](#)

1 Intervention ended in July 2008.

B.4 LMP expenditure at constant price levels, 1998-2008

B.4.1 LMP expenditure at constant price levels, total (categories 1-9)

	Euro, millions (price level of year 2000)										
	1998	1999	2000	2001	2002	2003	2004	2005	2006	2007	2008
EU-27	:	:	:	:	:	:	:	204 157.0 s	192 081.1 s	173 471.4 s	174 856.6 s
EU-15	:	:	:	:	:	:	213 308.1 s	200 455.8 s	188 304.7 s	170 135.3 s	172 656.5 s
BE	:	:	:	:	:	:	9 506.7 s	9 631.1 s	9 516.3 s	9 400.4 s	9 446.1 e
BG	:	:	:	:	:	:	137.2 e	129.4	124.0 s	108.2	105.9
CZ	:	:	:	:	303.3 s	345.5 s	367.8	377.7	399.6	399.2	366.2
DK	:	:	:	:	:	:	7 994.5 e	7 213.7 e	6 406.3 e	5 369.6 e	4 875.8 e
DE	68 482.9	69 157.4	64 338.0 s	65 368.5 s	70 408.8 s	71 489.0 s	70 754.7 s	60 638.7 s	55 418.6 e	44 404.1 e	42 217.0 e
EE	:	:	:	:	:	20.7 e	19.9 e	17.8	16.4	17.6	30.3
IE	:	:	:	:	:	:	2 041.2 e	2 070.4 e	2 218.5 s	2 430.0 s	2 924.7 e
EL	:	:	:	:	:	:	944.0 s	810.0 s	959.1 e	937.0 e	1 156.6 e
ES	:	:	:	:	:	:	15 670.6 e	16 024.1 e	16 844.9 e	17 538.5 e	21 027.9 e
FR	36 044.9 e	38 100.8 e	36 903.4 e	37 636.3 e	40 453.6 e	42 325.4 e	41 408.4 e	39 398.6 e	37 510.3 e	35 864.3 e	33 122.3 e
IT	:	:	:	:	:	:	16 497.2 e	16 701.3 e	15 735.8 e	14 177.3 e	15 304.0 e
CY	:	:	:	:	:	:	:	:	95.1 e	80.0 e	68.2 p
LV	:	:	:	:	:	52.2 e	58.4 e	69.3 e	82.1 s	83.0 e	81.3 e
LT	:	:	:	:	:	53.3	51.4	64.4	81.6	100.7	90.4 s
LU	:	:	:	153.9 e	174.2 e	235.9 e	268.7 e	302.7 e	308.9 e	306.4 e	297.6 s
HU	:	:	:	:	:	:	442.8	460.8 e	447.4	470.3 s	463.9 s
MT	:	:	:	:	:	:	:	:	26.7 e	25.4 e	26.1
NL	:	:	:	:	:	:	15 491.8 e	14 964.3 e	13 293.5 e	11 938.7 e	11 424.0 e
AT	3 713.2	3 822.7	3 563.5	3 727.7	3 897.8	4 330.1 e	4 460.3 e	4 804.4 e	4 886.8 e	4 572.6 e	4 420.3 e
PL	:	:	:	:	:	:	:	2 777.8 s	2 685.2 e	2 535.4 e	2 355.4 b
PT	:	:	:	:	:	2 368.4 e	2 439.8	2 560.3 e	2 371.2	2 126.5	2 082.2
RO	:	:	:	:	:	355.3	368.1	346.6	306.0 s	286.7 e	254.4 e
SI	:	:	:	:	:	:	:	177.4	178.6	145.8	133.6
SK	:	:	:	:	:	:	128.9	165.3	190.5	185.9 s	228.6
FI	4 547.9 e	4 289.9 e	3 878.4 e	3 756.1 e	3 859.2 e	4 100.2 e	4 319.5 e	4 137.9 e	3 985.7 b	3 713.8 e	3 492.9 e
SE	10 211.8 e	9 643.8 e	8 117.9 e	7 174.6 e	7 047.5 e	6 735.2 e	7 205.7 e	7 299.5 e	7 191.7 e	5 733.0 e	4 623.3 e
UK	:	:	:	:	:	:	11 819.5 s	11 616.5 s	9 746.5 s	9 508.0 s	10 033.9 s
NO	:	:	2 029.3 e	2 170.3 e	2 466.1	3 047.0	3 233.5	3 510.4 e	2 594.3	2 440.1 e	:

Key : Not available; :n Not significant; - Not applicable or real zero or zero by default; 0 or 0.00 Less than half of the unit used; e Estimated value; s Eurostat estimate; p Provisional data; b Break in series
Source Eurostat, LMP database: [lmp_expsumm](#)
Eurostat, National accounts - Price deflator (Household and NPISH final consumption expenditure): [nama_gdp_p](#)

B.4.2 LMP expenditure at constant price levels, services (category 1)

	Euro, millions (price level of year 2000)										
	1998	1999	2000	2001	2002	2003	2004	2005	2006	2007	2008
EU-27	:	:	:	:	:	:	:	:	:	:	:
EU-15	:	:	:	:	:	:	20 966.1 s	22 546.4 s	20 825.4 s	20 704.6 s	20 719.7 s
BE	408.7 e	403.6 e	444.9 e	457.7 e	489.2 e	487.1 e	515.7 e	536.9 e	555.4	571.9	561.1
BG	:	:	:	:	:	:	12.1	13.0	11.7	11.4	12.0
CZ	:	:	:	:	44.1	52.3	89.0	99.0	106.0	116.3	104.9
DK	:	:	:	:	:	:	302.8 e	304.8	309.9	291.2	471.3
DE	3 997.6	4 152.1	4 148.3	4 075.0	4 393.4	4 798.7	4 714.0	6 045.0 e	5 702.6 e	5 852.0 e	6 253.6 e
EE	:	:	:	:	:	2.2	1.9	2.1	2.4	2.9	3.6
IE	:	:	:	:	:	:	248.5 e	270.8 e	297.4 e	320.1	295.4 e
EL	:	:	:	:	:	:	31.8 e	19.3 s	20.6	30.8	21.3
ES	:	:	:	:	:	:	565.3	709.4	765.6	761.5	864.7
FR	2 067.1 e	2 351.7 e	2 512.6	2 855.7	3 146.9	3 535.8 e	3 610.1 e	3 719.3	3 932.1 e	3 746.5	3 426.1
IT	:	:	:	:	:	:	546.3 e	485.9 e	453.8 e	469.7 e	467.0 e
CY	:	:	:	:	:	:	:	:	4.4 e	5.6 e	6.4
LV	:	:	:	:	:	4.0	5.7	7.9	10.5 s	11.5 e	9.1
LT	:	:	:	:	:	6.4	7.2	13.5	18.4	20.5	19.6 s
LU	:	:	:	9.1 e	10.0 e	11.9 e	12.2 e	12.9 e	13.4 e	14.3 e	15.0 e
HU	:	:	:	:	:	:	65.2	63.1 e	63.5	58.8	61.0
MT	:	:	:	:	:	:	:	:	4.0 e	5.6	6.8
NL	:	:	:	:	:	:	2 186.0 e	2 008.7 e	1 875.0 e	1 757.6 e	1 623.8 e
AT	273.6	291.9	287.3	315.0	332.3	380.1	386.8	384.8	405.8	398.8	391.2
PL	:	:	:	:	:	:	:	149.6 s	216.3 e	239.0 e	228.7 e
PT	:	:	:	:	:	154.1	145.2	188.4	166.7	162.5	173.4
RO	:	:	:	:	:	20.8	22.8	24.7	30.5	31.2 e	32.5 e
SI	:	:	:	:	:	:	:	25.5	25.5	25.5	25.6
SK	:	:	:	:	:	:	23.9	46.4	50.3	33.7 s	36.1
FI	137.0 e	140.9 e	137.0 e	149.8	150.5	170.5	204.8	203.7	203.0	205.0	187.3
SE	509.4 e	519.4 e	524.9 e	534.1 e	536.0 e	543.2 e	564.1 e	539.4 e	591.5 e	617.4 e	959.7 e
UK	:	:	:	:	:	:	7 334.2 s	7 185.6 s	5 372.2 s	5 393.2 s	5 191.3 s
NO	:	:	210.4	214.1	229.8	227.5	259.3	266.2	277.9	276.8 e	:

Key : Not available; :n Not significant; - Not applicable or real zero or zero by default; 0 or 0.00 Less than half of the unit used; e Estimated value; s Eurostat estimate; p Provisional data; b Break in series
Source Eurostat, LMP database: [lmp_expsumm](#)
Eurostat, National accounts - Price deflator (Household and NPISH final consumption expenditure): [nama_gdp_p](#)

B.4.3 LMP expenditure at constant price levels, measures (categories 2-7)

	Euro, millions (price level of year 2000)										
	1998	1999	2000	2001	2002	2003	2004	2005	2006	2007	2008
EU-27	:	:	:	:	:	:	:	51 733.3 s	52 412.4 s	49 208.4 s	49 589.0 s
EU-15	:	:	:	:	:	:	57 592.3 s	50 648.7 s	51 252.4 s	47 926.7 s	48 327.7 s
BE	:	:	:	:	:	:	2 356.5 s	2 505.7 s	2 674.6 s	2 937.4 s	3 082.5 e
BG	:	:	:	:	:	:	80.1 e	77.9	76.5 s	64.4	58.9
CZ	:	:	:	:	76.9 s	80.5 s	95.3	93.6	103.4	105.0	90.5
DK	2 747.3 e	3 149.8 e	3 012.8 e	2 994.4 e	3 078.0 e	2 887.8 e	2 786.0 e	2 425.4	2 407.0	2 058.8	1 964.1
DE	19 383.6	22 141.7	21 227.5 s	21 350.4 s	21 490.5 s	19 464.9 s	17 705.0 s	12 608.7 s	12 718.1 e	10 062.9	11 696.7 e
EE	:	:	:	:	:	3.7 e	3.4 e	4.4	5.3	3.3	3.9
IE	772.0	808.2	678.1 e	804.3 e	762.0	679.5	649.5	668.6	680.3 s	730.7 s	761.7
EL	:	:	325.2 e	359.4 e	256.1 s	141.4 s	235.2 s	96.7 s	257.5 e	283.1 e	264.6 e
ES	2 851.7	3 805.1 e	4 153.3 e	3 994.8 e	3 863.0 e	4 002.0	4 064.7 e	4 102.9 e	4 531.5	4 673.9 e	4 414.7 e
FR	13 248.5 e	14 568.7 e	14 535.9 e	14 017.4 e	13 517.9 e	12 460.9 e	11 229.8 e	10 479.6 e	11 028.4 e	11 374.5 e	10 100.1 e
IT	5 544.0 s	6 258.4 s	6 688.1 e	7 702.2 e	8 665.0 e	8 621.7 e	6 721.3 e	5 993.8 e	5 213.0 e	4 761.3	4 551.1
CY	:	:	:	:	:	:	:	:	7.1 e	11.3 e	9.2 e
LV	:	:	:	:	:	8.9 e	9.3 e	20.9 e	27.9 e	19.6 e	13.3 e
LT	:	:	:	:	:	23.1	25.8	27.7	37.1	53.6	33.7
LU	:	:	39.6 s	41.7	46.8	77.5 e	92.1	110.5 e	117.6 e	122.5 e	109.5 s
HU	:	:	:	:	:	:	133.1	135.8	134.6	160.8	145.1
MT	:	:	:	:	:	:	:	:	3.2 e	1.6 e	2.6
NL	3 777.7 s	3 942.0 s	4 051.3 e	4 306.2 e	4 568.6 e	4 308.7 e	4 053.8 e	3 872.0 e	3 620.7 e	3 474.5 e	3 536.0 e
AT	642.6	837.0	810.2	906.5	876.7	976.7 e	962.3 e	1 029.8 e	1 253.2 e	1 217.0 e	1 240.0 e
PL	:	:	:	:	:	:	:	771.3	828.1	1 011.7	1 218.5 b
PT	:	408.4 e	454.4 e	606.7 e	555.9 e	646.2 e	705.3	667.7 e	595.2	514.5	556.9
RO	:	:	:	:	:	57.8	59.6	69.3	73.1 s	64.1	56.8
SI	:	:	:	:	:	:	:	50.5	48.0	32.5	27.8
SK	:	:	:	:	:	:	18.4	46.1	41.6	36.9 e	49.6
FI	1 234.3 e	1 166.2 e	987.0 e	929.4 e	925.8 e	1 045.2 e	1 151.4 e	1 093.3 e	1 141.5 b	1 161.5 e	1 097.9 e
SE	5 348.4 e	4 955.4 e	4 021.8 e	3 820.4	3 705.3	2 852.7	2 871.3	3 231.3	3 574.3	2 926.5 e	2 158.9 e
UK	1 222.1 s	1 380.4 e	:	:	:	:	1 106.5 s	1 007.3 s	830.3 s	952.2 s	924.3 s
NO	:	938.5	902.3 e	955.5 e	1 032.6	1 227.8	1 291.0	1 360.7 e	1 119.6	1 122.6	1 122.2

Key : Not available; :n Not significant; - Not applicable or real zero or zero by default; 0 or 0.00 Less than half of the unit used; e Estimated value; s Eurostat estimate; p Provisional data; b Break in series
Source Eurostat, LMP database: [lmp_expsumm](#)
Eurostat, National accounts - Price deflator (Household and NPISH final consumption expenditure): [nama_gdp_p](#)

B.4.4 LMP expenditure at constant price levels, supports (categories 8-9)

	Euro, millions (price level of year 2000)										
	1998	1999	2000	2001	2002	2003	2004	2005	2006	2007	2008
EU-27	:	:	:	:	:	:	:	:	:	:	:
EU-15	:	117 989.0 e	107 624.9 s	109 074.5 e	119 913.0 e	130 623.8 e	134 749.7 e	127 622.1 e	118 843.4 e	103 558.4 s	104 547.9 p
BE	5 944.5	5 820.1	5 464.8	5 584.8	6 192.9	6 615.6	6 634.4	6 588.5	6 286.4	5 891.2	5 802.5
BG	:	:	:	:	:	:	44.9	38.5	35.9	32.4	35.0
CZ	:	:	:	:	182.4 s	212.8	183.4	185.1	190.2	177.9	170.7
DK	4 796.1 e	4 291.7 e	4 134.2 e	3 977.6 e	4 087.6 e	4 746.5 e	4 905.7 e	4 483.5 e	3 689.4 e	3 019.6 e	2 440.4 e
DE	45 101.8	42 863.6	38 962.2	39 943.1	44 524.9	47 225.4	48 335.6	41 985.0 e	36 997.8 e	28 489.2 e	24 266.8 e
EE	:	:	:	:	:	14.8	14.6	11.3	8.6	11.4	22.8
IE	1 264.8	1 064.1	837.2	802.0	985.4	1 075.7	1 143.2	1 131.0	1 240.8 e	1 379.1	1 867.6
EL	:	:	542.6	512.7	499.4 e	587.8 e	677.0	694.0	681.0	623.1	870.6
ES	9 287.5 e	8 664.9 e	8 489.5 e	9 017.3 e	10 079.9 e	10 370.0 e	11 040.6 e	11 211.8 e	11 547.8 e	12 103.1 e	15 748.6 e
FR	20 729.3	21 180.4	19 854.9	20 763.2	23 788.8	26 328.8	26 568.5	25 199.7	22 549.8 e	20 743.4	19 596.1
IT	8 481.8	7 826.7	7 387.2 s	7 405.2	8 105.5	7 950.3	9 229.5	10 221.6	10 069.0	8 946.4	10 285.9
CY	:	:	:	:	:	:	:	:	83.6	63.0	52.6 p
LV	:	:	:	:	:	39.2 e	43.5 e	40.4 e	43.6 e	51.9 e	58.9 e
LT	:	:	:	:	:	23.8	18.4	23.2	26.0	26.7	37.2
LU	114.9 s	103.5	95.1	103.1	117.4	146.5	164.4	179.3	177.9	169.6	173.2
HU	:	:	:	:	:	223.4	244.5	261.9	249.3	250.7 s	257.8 s
MT	:	:	:	:	:	:	:	:	19.5	18.2	16.7
NL	9 040.6 e	8 159.5 e	7 320.3 e	7 171.5 e	7 385.7 e	8 452.0 e	9 252.0 e	9 083.6 e	7 797.8 e	6 706.7 e	6 264.3 e
AT	2 797.1	2 693.8	2 465.9	2 506.2	2 688.8	2 973.4	3 111.2	3 389.8	3 227.9	2 956.8	2 789.1
PL	:	:	:	:	:	:	:	1 856.9	1 640.8	1 284.6	908.2
PT	:	952.2 e	1 007.2	1 219.1	1 244.7	1 568.1	1 589.3	1 704.1	1 609.4	1 449.4	1 351.8
RO	:	:	:	:	:	276.7	285.7	252.6	202.4	191.4	165.1
SI	:	:	:	:	:	:	:	101.4	105.0	87.8	80.2
SK	:	:	:	:	:	:	86.5	72.8	98.6	115.3	142.9
FI	3 176.7	2 982.9	2 754.3	2 676.8	2 783.0	2 884.5	2 963.2	2 840.9	2 641.2	2 347.4	2 207.6
SE	4 354.0	4 168.9	3 571.1	2 820.0	2 806.2	3 339.3	3 770.3	3 528.7	3 025.9	2 189.1	1 504.7
UK	5 889.2	5 411.6	4 738.3	4 217.7	4 154.7	3 980.6	3 378.8	3 423.6	3 544.0	3 162.5	3 918.3
NO	716.7	722.5	916.6	1 000.7	1 203.7	1 591.6	1 683.2	1 883.5	1 196.8	1 040.6	863.0

Key : Not available; :n Not significant; - Not applicable or real zero or zero by default; 0 or 0.00 Less than half of the unit used; e Estimated value; s Eurostat estimate; p Provisional data; b Break in series
Source Eurostat, LMP database: [lmp_expsummm](#)
Eurostat, National accounts - Price deflator (Household and NPISH final consumption expenditure): [nama_gdp_p](#)

C.1 LMP stocks by type of action, 2008

C.1.1 LMP stocks by category (total), 2008

	Number of participants									
	2	3	4	5	6	7	LMP measures (Categories 2-7)	8	9	LMP supports (Categories 8-9)
	Training	Job rotation and job sharing	Employment incentives	Supported employment and rehabilitation	Direct job creation	Start-up incentives		Out-of-work income maintenance and support	Early retirement	
EU-27	3 181 904 u	122 541 u	3 986 093 u	1 220 303 u	983 629 u	772 472 u	10 266 942 u	12 191 847 u	834 528 u	13 026 375 u
EU-15	3 010 273 u	122 267 u	3 831 368 u	562 432 u	813 296 u	734 010 u	9 073 646 u	11 340 779 u	592 857 u	11 933 636 u
BE	109 420 e	-	216 259	37 704	152 115	1 291	516 789 e	589 654	216 726	806 380
BG	8 194 s	-	10 568	1 391	65 782 s	3 853	89 788 s	66 711	-	66 711
CZ	4 773	-	7 438	28 756	4 279	3 432	48 678	109 376	-	109 376
DK	61 354	1	22 887 e	65 657 e	-	-	149 899 e	72 634 e	56 103 e	128 737 e
DE	828 473	382	187 276	45 093	331 058	180 506	1 572 787	3 099 979 e	99 879	3 199 858 e
EE	1 027	-	32	22	30	151	1 263	11 858 s	-	11 858 s
IE	34 457	-	4 519	3 229 e	24 363	4 604	71 172 e	220 288	8 975	229 263
EL	14 526 e	-	22 741	34	880	4 718	42 899 e	219 385 e	-	219 385 e
ES	199 301 u	93 810	1 976 803 u	54 472	:	392 020 u	2 716 406 u	1 814 630	:	1 814 630 u
FR	587 552 e	-	:	134 436 e	233 101 e	130 016 e	1 538 663 u	2 242 001 e	38 962	2 280 963 e
IT	799 797 u	20 010 u	612 748 u	-	23 206 u	5 073 u	1 460 834 u	728 103 u	38 157	766 260 u
CY	304 u	-	1 030 e	265	-	51	1 651 u	8 910	-	8 910
LV	1 483	-	2 329	23	1 583	:	5 444 u	30 779 e	-	30 779 e
LT	4 048	274	:	4 493	2 419	65	14 135 u	23 367	-	23 367
LU	774 u	-	11 955	50	732 s	-	13 511 u	7 651 s	1 264	8 915 s
HU	16 424	-	35 253	-	13 590	2 993	68 260	154 547	532	155 079
MT	418 u	-	94	-	7	:	519 u	9 843	-	9 843
NL	142 840 e	-	32 233	150 850	-	-	325 923 e	534 100 e	-	534 100 e
AT	103 923 e	158	63 327 e	2 024	6 768	2 598 e	178 798 e	195 170	50 957	246 127
PL	95 653 e	-	45 460 u	620 913	11 292	6 070 b	779 388 u	271 269	183 634	454 903
PT	49 999	-	83 093 b	6 093	21 047	6 110	166 342 b	219 539	33 937	253 476
RO	34 558	-	39 025	-	11 872	:	85 455	127 579	-	127 579
SI	3 421	-	586	-	2 319	823	7 149	14 545	-	14 545
SK	1 328	-	10 074 s	2 008	57 160	20 998	91 568 s	22 285	57 505	79 790
FI	45 701	7 906	13 837	8 205 e	11 726	4 388	91 763 e	179 305	47 897	227 202
SE	10 421	-	83 437	38 431	-	2 686	134 975	196 795	-	196 795
UK	21 735 u	-	46 696	16 154 u	8 300	-	92 885 u	1 021 545	-	1 021 545
NO	29 479	-	4 960	13 881	6 658	291	55 269	45 534 s	-	45 534 s

Key : Not available; :n Not significant; - Not applicable or real zero or zero by default; 0 or 0.00 Less than half of the unit used; e Estimated value; u Unreliable or uncertain data; participant data complete for interventions covering >=80% of expenditure; p Provisional data; b Break in series

Source Eurostat, LMP database: [lmp_partsum](#)

C.1.2 LMP stocks by category (under 25s), 2008

	Number of participants									
	2	3	4	5	6	7	LMP measures (Categories 2-7)	8	9	LMP supports (Categories 8-9)
	Training	Job rotation and job sharing	Employment incentives	Supported employment and rehabilitation	Direct job creation	Start-up incentives		Out-of-work income maintenance and support	Early retirement	
EU-27	1 740 109 u	32 070 u	:	71 483 u	129 849 u	38 046 u	3 104 062 u	1 336 281 u	154	1 336 435 u
EU-15	1 652 788 u	32 011 u	1 056 618 u	:	112 040 u	32 452 u	2 939 169 u	1 258 323 u	154	1 258 477 u
BE	42 140 u	-	37 998 u	:	13 912 u	239 u	95 915 u	88 569	-	88 569
BG	1 949 s	-	1 506	73	6 004 s	641	10 173 s	2 534	-	2 534
CZ	768 e	-	1 887 u	:	431 s	:	:	:	-	:
DK	7 244	-	1 779 u	1 905 s	-	-	10 928 u	6 693 e	-	6 693 e
DE	537 468 u	98	26 178	25 874	44 072	12 539	646 228 u	288 270 u	-	288 270 u
EE	150	-	8	6	1	16	180	1 373 s	-	1 373 s
IE	15 104	-	250 u	:	439	108	16 114 u	49 786 s	-	49 786 s
EL	:	-	4 652	1	:	435	:	:	-	:
ES	82 052 u	27 083 s	587 591 u	2 905	:	6 621 u	706 252 u	136 645	:	136 645
FR	432 643 u	-	:	:	41 666 u	10 817 u	737 849 u	274 747 u	:	274 747 u
IT	419 868 u	3 394 u	100 387 u	-	- u	941 u	524 590 u	28 131 u	-	28 131 u
CY	:	-	66 e	:	-	:	:	691	-	691
LV	260	-	1 199	7	87	:	1 555 u	3 851 e	-	3 851 e
LT	1 301	59	:	303	430	-	2 425 u	1 631	-	1 631
LU	291 u	-	967	:	73 s	-	1 331 u	575	-	575
HU	5 596 u	-	7 717 u	-	1 874	338	15 525 u	14 245	-	14 245
MT	76 u	-	53	-	6	:	135 u	1 709	-	1 709
NL	:	-	1 300 u	12 930	-	:	15 760 u	:	-	:
AT	60 621 e	8	:	104	1 662	149 e	64 990 u	27 832	154	27 986
PL	68 211 u	:	:	17 642 u	782	758 u	95 435 u	38 678	-	38 678
PT	28 518	-	35 006 b	4 405	1 201	143	69 273 b	11 915	-	11 915
RO	7 769	-	10 310	-	2 477	:	20 556	12 097	-	12 097
SI	1 017	-	102	-	119	46	1 284	286	-	286
SK	199 s	-	4 665 s	130	5 598	3 793	14 386 s	863	-	863
FI	11 049 e	1 428 e	678	1 778 e	736 e	375	16 044 e	11 526	-	11 526
SE	1 612	-	3 873	1 519	-	85	7 089	22 284	-	22 284
UK	:	-	:	:	8 280	-	:	311 350	-	311 350
NO	4 988	-	988	2 128	689	6	8 799	4 680 s	-	4 680 s

Key : Not available; : n Not significant; - Not applicable or real zero or zero by default; 0 or 0.00 Less than half of the unit used; e Estimated value; s Eurostat estimate; u Unreliable or uncertain data; participant data complete for interventions covering >=80% but <100% of expenditure; p Provisional data; b Break in series

Source Eurostat, LMP database: [lmp_partsum](#)

C.1.3 LMP stocks by category (women), 2008

Eurostat	Number of participants									
	2 Training	3 Job rotation and job sharing	4 Employment incentives	5 Supported employment and rehabilitation	6 Direct job creation	7 Start-up incentives	LMP measures (Categories 2-7)	8 Out-of-work income maintenance and support	9 Early retirement	LMP supports (Categories 8-9)
EU-27	1 406 281 u	1 011 887 u	2 110 139 u	4 224 475 u	5 156 627 u	1 816 656 u	4 738 066 u	5 226 092 u	3 122 219 u	5 538 311 u
EU-15	1 285 409 u	1 016 631 u	2 026 312 u	:	4 321 655 u	1 671 103 u	4 179 505 u	4 796 156 u	2 220 952 u	5 017 108 u
BE	46 808 e	-	160 595 u	:	84 893	638	303 385 u	265 164	72 430	337 594
BG	5 771 s	-	6 870	776	33 882 s	1 776	49 075 s	41 910	-	41 910
CZ	3 349	-	3 937 u	:	1 742 s	:	:	58 510	-	58 510
DK	34 412	:	10 889 u	38 621 s	-	-	83 922 u	39 099 e	31 357 u	70 456 u
DE	359 406 e	195	72 039 e	17 520	139 886	74 252	663 299 e	1 432 753 e	42 699	1 475 452 e
EE	656	-	20	15	9	94	794	6 838 s	-	6 838 s
IE	18 509	-	1 791	:	13 626	1 275	35 490 u	74 092	2 086	76 178
EL	10 292 u	-	14 913	26	610	2 549	28 390 u	:	-	:
ES	102 082 u	77 983 s	1 193 058 u	22 094	:	39 399 u	1 434 616 u	881 253	:	881 253 u
FR	282 387 u	-	:	:	154 009 u	42 268 u	:	1 099 467 u	11 581	1 111 048 u
IT	303 778 u	17 754 u	276 793 u	-	11 229 u	:	609 554 u	313 715 u	2 613	316 328 u
CY	212 u	-	690 e	:	-	22	1 021 u	5 214	-	5 214
LV	1 146	-	1 382	8	840	:	3 392 u	18 621 e	-	18 621 e
LT	2 339	256	:	2 844	1 324	23	7 812 u	13 377	-	13 377
LU	322 u	-	4 287	:	301	-	4 910 u	2 420 s	140	2 560 s
HU	8 141 u	-	19 016 u	-	6 073	1 375	34 605 u	68 935	257	69 192
MT	137 u	-	47	-	3	:	187 u	2 090	-	2 090
NL	:	-	14 000 u	52 880	-	-	80 030 u	:	-	:
AT	51 912 e	26	:	634	3 838	1 150 e	84 592 u	81 154	23 638	104 792
PL	72 878 u	-	24 927 u	250 207 u	6 887	2 705 b	357 604 u	133 715	75 347	209 062
PT	27 984	-	43 888 b	2 672	15 048	2 155	91 747 b	124 825	9 193	134 018
RO	23 266	-	18 970	-	3 636	:	45 872	61 570	-	61 570
SI	2 166	-	338	-	1 451	320	4 275	7 223	-	7 223
SK	811 s	-	6 605 s	1 061	27 616	8 222	44 315 s	11 933	15 663	27 596
FI	24 925 e	5 673	7 224	4 109 e	6 625 e	2 101	50 657 e	89 846	25 215	115 061
SE	4 262	-	34 859	17 589	-	1 316	58 026	116 718	-	116 718
UK	:	-	:	:	2 100	-	:	269 810	-	269 810
NO	17 022	-	1 747	6 773	3 882	150	29 574	22 160 s	-	22 160 s

Key : Not available; : n Not significant; - Not applicable or real zero or zero by default; 0 or 0.00 Less than half of the unit used; e Estimated value; s Eurostat estimate; u Unreliable or uncertain data; participant data complete for interventions covering >=80% but <100% of expenditure; p Provisional data; b Break in series

Source Eurostat, LMP database: [lmp_partsum](#)

C.1.4 Share of LMP stocks by category (total), 2008

	% total stock in categories 2-7						% total stock in categories 8-9				
	2 Training	3 Job rotation and job sharing	4 Employment incentives	5 Supported employment and rehabilitation	6 Direct job creation	7 Start-up incentives	LMP measures (Categories 2-7)			8 Out-of-work income maintenance and support	9 Early retirement
EU-27	31.0 u	1.2 u	38.8 u	11.9 u	9.6 u	7.5 u	100.0 u	93.6 u	6.4 u	100.0 u	100.0 u
EU-15	33.2 u	1.3 u	42.2 u	6.2 u	9.0 u	8.1 u	100.0 u	95.0 u	5.0 u	100.0 u	100.0 u
BE	21.2 e	-	41.8	7.3	29.4	0.2	100.0 e	73.1	26.9	100.0	100.0
BG	9.1 s	-	11.8	1.5	73.3 s	4.3	100.0 s	100.0	-	100.0	100.0
CZ	9.8	-	15.3	59.1	8.8	7.0	100.0	100.0	-	100.0	100.0
DK	40.9	0.0	15.3 e	43.8 e	-	-	100.0 e	56.4 e	43.6 e	100.0 e	100.0 e
DE	52.7	0.0	11.9	2.9	21.0	11.5	100.0	96.9 e	3.1	100.0 e	100.0 e
EE	81.3	-	2.6	1.7	2.4	12.0	100.0	100.0 s	-	100.0 s	100.0 s
IE	48.4	-	6.3	4.5 e	34.2	6.5	100.0 e	96.1	3.9	100.0	100.0
EL	33.9 e	-	53.0	0.1	2.1	11.0	100.0 e	100.0 e	-	100.0 e	100.0 e
ES	7.3 u	3.5	72.8 u	2.0	:	14.4 u	100.0 u	100.0	:	100.0 u	100.0 u
FR	38.2 e	-	:	8.7 e	15.1 e	8.4 e	100.0 u	98.3 e	1.7	100.0 e	100.0 e
IT	54.7 u	1.4 u	41.9 u	-	1.6 u	0.3 u	100.0 u	95.0 u	5.0	100.0 u	100.0 u
CY	18.4 u	-	62.4 e	16.1	-	3.1	100.0 u	100.0	-	100.0	100.0
LV	27.2	-	42.8	0.4	29.1	:	100.0 u	100.0 e	-	100.0 e	100.0 e
LT	28.6	1.9	:	31.8	17.1	0.5	100.0 u	100.0	-	100.0	100.0
LU	5.7 u	-	88.5	0.4	5.4 s	-	100.0 u	85.8 s	14.2	100.0 s	100.0 s
HU	24.1	-	51.6	-	19.9	4.4	100.0	99.7	0.3	100.0	100.0
MT	80.5 u	-	18.1	-	1.3	:	100.0 u	100.0	-	100.0	100.0
NL	43.8 e	-	9.9	46.3	-	-	100.0 e	100.0 e	-	100.0 e	100.0 e
AT	58.1 e	0.1	35.4 e	1.1	3.8	1.5 e	100.0 e	79.3	20.7	100.0	100.0
PL	12.3 e	-	5.8 u	79.7	1.4	0.8 b	100.0 u	59.6	40.4	100.0	100.0
PT	30.1	-	50.0 b	3.7	12.7	3.7	100.0 b	86.6	13.4	100.0	100.0
RO	40.4	-	45.7	-	13.9	:	100.0	100.0	-	100.0	100.0
SI	47.9	-	8.2	-	32.4	11.5	100.0	100.0	-	100.0	100.0
SK	1.5	-	11.0 s	2.2	62.4	22.9	100.0 s	27.9	72.1	100.0	100.0
FI	49.8	8.6	15.1	8.9 e	12.8	4.8	100.0 e	78.9	21.1	100.0	100.0
SE	7.7	-	61.8	28.5	-	2.0	100.0	100.0	-	100.0	100.0
UK	23.4 u	-	50.3	17.4 u	8.9	-	100.0 u	100.0	-	100.0	100.0
NO	53.3	-	9.0	25.1	12.0	0.5	100.0	100.0 s	-	100.0 s	100.0 s

Key : Not available; : n Not significant; - Not applicable or real zero or zero by default; 0 or 0.00 Less than half of the unit used; e Eurostat estimate; u Unreliable or uncertain data; participant data complete for interventions covering >=80% of expenditure; p Provisional data; b Break in series

Source Eurostat, LMP database: [lmp_partsum](#)

C.1.5 Share of LMP stocks by category (under 25s), 2008

	% total stock in categories 2-7					% total stock in categories 8-9				
	2	3	4	5	6	7	LMP measures (Categories 2-7)	8	9	LMP supports (Categories 8-9)
	Training	Job rotation and job sharing	Employment incentives	Supported employment and rehabilitation	Direct job creation	Start-up incentives	LMP measures (Categories 2-7)	Out-of-work income maintenance and support	Early retirement	LMP supports (Categories 8-9)
EU-27	56.1 u	1.0 u	:	2.3 u	4.2 u	1.2 u	100.0 u	100.0 u	0.0	100.0 u
EU-15	56.2 u	1.1 u	35.9 u	:	3.8 u	1.1 u	100.0 u	100.0 u	0.0	100.0 u
BE	43.9 u	-	39.6 u	:	14.5 u	0.2 u	100.0 u	100.0	-	100.0
BG	19.2 s	-	14.8	0.7	59.0 s	6.3	100.0 s	100.0	-	100.0
CZ	:	-	:	:	:	:	:	:	-	:
DK	66.3	:	16.3 u	17.4 s	-	-	100.0 u	100.0 e	-	100.0 e
DE	83.2 u	0.0	4.1	4.0	6.8	1.9	100.0 u	100.0 u	-	100.0 u
EE	83.4	-	4.2	3.1	0.4	8.9	100.0	100.0 s	-	100.0 s
IE	93.7	-	1.6 u	:	2.7	0.7	100.0 u	100.0 s	-	100.0 s
EL	:	-	:	:	:	:	:	:	-	:
ES	11.6 u	3.8 s	83.2 u	0.4	:	0.9 u	100.0 u	100.0	:	100.0
FR	58.6 u	-	:	:	5.6 u	1.5 u	100.0 u	100.0 u	-	100.0 u
IT	80.0 u	0.6 u	19.1 u	-	- u	0.2 u	100.0 u	100.0 u	-	100.0 u
CY	:	-	:	:	-	:	:	100.0	-	100.0
LV	16.7	-	77.1	0.5	5.6	:	100.0 u	100.0 e	-	100.0 e
LT	53.6	2.4	:	12.5	17.7	-	100.0 u	100.0	-	100.0
LU	21.9 u	-	72.7	:	5.5 s	-	100.0 u	100.0	-	100.0
HU	36.0 u	-	49.7 u	:	12.1	2.2	100.0 u	100.0	-	100.0
MT	56.3 u	-	39.3	-	4.4	:	100.0 u	100.0	-	100.0
NL	:	-	8.2 u	82.0	-	-	100.0 u	:	-	:
AT	93.3 e	0.0	:	0.2	2.6	0.2 e	100.0 u	99.4	0.6	100.0
PL	71.5 u	:	:	18.5 u	0.8	0.8 u	100.0 u	100.0	-	100.0
PT	41.2	-	50.5 b	6.4	1.7	0.2	100.0 b	100.0	-	100.0
RO	37.8	-	50.2	-	12.1	:	100.0	100.0	-	100.0
SI	79.2	-	7.9	-	9.3	3.6	100.0	100.0	-	100.0
SK	1.4 s	-	32.4 s	0.9	38.9	26.4	100.0 s	100.0	-	100.0
FI	68.9 e	8.9 e	4.2	11.1 e	4.6 e	2.3	100.0 e	100.0	-	100.0
SE	22.7	-	54.6	21.4	-	1.2	100.0	100.0	-	100.0
UK	:	-	:	:	:	-	:	100.0	-	100.0
NO	56.7	-	11.2	24.2	7.8	0.1	100.0	100.0 s	-	100.0 s

Key : Not available; : Not significant; - Not applicable or real zero or zero by default; 0 or 0.00 Less than half of the unit used; e Estimated value; s Eurostat estimate; u Unreliable or uncertain data; participant data complete for interventions covering >=80% but <100% of expenditure; p Provisional data; b Break in series

Source Eurostat, LMP database: [lmp_partsum](#)

C.1.6 Share of LMP stocks by category (women), 2008

	% total stock in categories 2-7					% total stock in categories 8-9				
	2	3	4	5	6	7	LMP measures (Categories 2-7)	8	9	LMP supports (Categories 8-9)
	Training	Job rotation and job sharing	Employment incentives	Supported employment and rehabilitation	Direct job creation	Start-up incentives		Out-of-work income maintenance and support	Early retirement	
EU-27	29.7 u	2.2 u	44.5 u	8.9 u	10.9 u	3.8 u	100.0 u	94.4 u	5.6 u	100.0 u
EU-15	30.8 u	2.4 u	48.5 u	:	10.3 u	4.0 u	100.0 u	95.6 u	4.4 u	100.0 u
BE	15.4 e	-	52.9 u	:	28.0	0.2	100.0 u	78.5	21.5	100.0
BG	11.8 s	-	14.0	1.6	69.0 s	3.6	100.0 s	100.0	-	100.0
CZ	:	-	:	:	:	:	:	100.0	-	100.0
DK	41.0	:	13.0 u	46.0 s	-	-	100.0 u	55.5 e	44.5 u	100.0 u
DE	54.2 e	0.0	10.9 e	2.6	21.1	11.2	100.0 e	97.1 e	2.9	100.0 e
EE	82.7	-	2.6	1.8	1.1	11.8	100.0	100.0 s	-	100.0 s
IE	52.2	-	5.0	:	38.4	3.6	100.0 u	97.3	2.7	100.0
EL	36.3 u	-	52.5	0.1	2.1	9.0	100.0 u	:	-	:
ES	7.1 u	5.4 s	83.2 u	1.5	:	2.7 u	100.0 u	100.0	:	100.0 u
FR	:	-	:	:	:	:	:	99.0 u	1.0	100.0 u
IT	49.8 u	2.9 u	45.4 u	-	1.8 u	:	100.0 u	99.2 u	0.8	100.0 u
CY	20.7 u	-	67.5 e	:	-	2.2	100.0 u	100.0	-	100.0
LV	33.8	-	40.7	0.2	24.8	:	100.0 u	100.0 e	-	100.0 e
LT	29.9	3.3	:	36.4	16.9	0.3	100.0 u	100.0	-	100.0
LU	6.6 u	-	87.3	:	6.1	-	100.0 u	94.5 s	5.5	100.0 s
HU	23.5 u	-	55.0 u	-	17.5	4.0	100.0 u	99.6	0.4	100.0
MT	73.3 u	-	25.1	-	1.6	:	100.0 u	100.0	-	100.0
NL	:	-	17.5 u	66.1	-	-	100.0 u	:	-	:
AT	61.4 e	0.0	:	0.7	4.5	1.4 e	100.0 u	77.4	22.6	100.0
PL	20.4 u	-	7.0 u	70.0 u	1.9	0.8 b	100.0 u	64.0	36.0	100.0
PT	30.5	-	47.8 b	2.9	16.4	2.3	100.0 b	93.1	6.9	100.0
RO	50.7	-	41.4	-	7.9	:	100.0	100.0	-	100.0
SI	50.7	-	7.9	-	33.9	7.5	100.0	100.0	-	100.0
SK	1.8 s	-	14.9 s	2.4	62.3	18.6	100.0 s	43.2	56.8	100.0
FI	49.2 e	11.2	14.3	8.1 e	13.1 e	4.1	100.0 e	78.1	21.9	100.0
SE	7.3	-	60.1	30.3	-	2.3	100.0	100.0	-	100.0
UK	:	-	:	:	:	-	:	100.0	-	100.0
NO	57.6	-	5.9	22.9	13.1	0.5	100.0	100.0 s	-	100.0 s

Key : Not available; :n Not significant; - Not applicable or real zero or zero by default; 0 or 0.00 Less than half of the unit used; e Estimated value; u Unreliable or uncertain data; participant data complete for interventions covering >=80% but <100% of expenditure; p Provisional data; b Break in series

Source Eurostat, LMP database: [lmp_partsum](#)

C.2 LMP entrants by type of action, 2008

C.2.1 LMP entrants by category (total), 2008

	Number of participants									
	2 Training	3 Job rotation and job sharing	4 Employment incentives	5 Supported employment and rehabilitation	6 Direct job creation	7 Start-up incentives	LMP measures (Categories 2-7)	8 Out-of-work income maintenance and support	9 Early retirement	LMP supports (Categories 8-9)
EU-27	6 032 389 u	101 330 u	:	866 161 u	1 856 382 u	534 057 u	12 089 289 u	:	:	:
EU-15	5 385 504 u	100 944 u	:	:	1 352 987 u	400 298 u	9 809 261 u	:	192 341 u	:
BE	120 518 u	-	:	:	41 520 u	544 u	:	965 561 u	28 833	994 394 u
BG	29 934	-	16 089	2 003	73 533	44 002	165 561	158 719	-	158 719
CZ	38 945	-	9 428	8 609	7 708	1 703	66 393	321 748	-	321 748
DK	120 488	:	59 331 u	22 939 u	-	-	202 758 u	343 388 e	5 405 u	348 793 u
DE	2 417 852 u	558	774 116	35 117	834 417	168 386	4 230 446 u	:	40 567	:
EE	6 972	-	81	25	592	162	7 832	41 232 s	-	41 232 s
IE	:	-	:	:	32 452	1 811	:	490 807	-	490 807 u
EL	94 859 e	-	10 605	308	1 033	1 580	108 385 e	563 941	-	563 941
ES	520 990 u	86 925	501 042	34 520	197 271	:	1 411 424 u	5 785 433	47 223	5 832 656
FR	868 231 e	-	463 734 u	:	155 625	121 230 e	1 608 820 u	2 168 960 u	2 270	2 171 230 u
IT	:	:	:	-	720 u	7 686	:	:	:	:
CY	1 760	-	9 578	:	-	5	11 487 u	27 630 p	-	27 630 p
LV	8 581	-	13 281	10	9 985	1 188	33 045	39 887	-	39 887
LT	11 195	386	4 942	3 701	16 388	57	36 669	83 189	-	83 189
LU	2 193 s	-	3 864	1 328	:	16	7 980 u	22 255	518	22 773
HU	44 883	-	:	-	57 490	4 318	147 176 u	399 766	-	399 766
MT	5 006 u	-	1 113	-	82	15	6 216 u	:	-	:
NL	:	-	11 400 u	39 870	-	-	181 130 u	:	-	:
AT	7 17 960	177	116 465	18 587	20 623	13 595	887 407	928 420 e	54 858	983 278 e
PL	422 602 e	-	172 474 u	620 913	108 305	53 686 b	1 377 980 u	497 952	:	:
PT	145 540 b	-	37 686 b	2 719	37 889	1 747	225 581 b	218 046	:	218 046 u
RO	44 259	-	61 294	-	36 923	11 336	153 812	202 282	-	202 282
SI	12 865	-	1 039	-	4 582	4 854	23 340	25 660	-	25 660
SK	19 883	-	22 523	7 872	187 807	12 433	250 518	72 918	30 850	103 768
FI	132 187	13 284	23 221	27 411 e	30 858	8 550	235 511 e	229 113	12 667	241 780
SE	25 376 e	-	84 811 e	36 494	-	4 477	151 158 e	480 801	-	480 801
UK	:	-	:	:	:	-	:	3 392 750	-	3 392 750
NO	62 898	-	14 114	29 356	20 737	695	127 800	130 609 s	-	130 609 s

Key : Not available; :n Not significant; - Not applicable or real zero or zero by default; 0 or 0.00 Less than half of the unit used; e Eurostat estimate; u Unreliable or uncertain data; participant data complete for interventions covering >=80% of expenditure; p Provisional data; b Break in series

Source Eurostat, LMP database: [lmp_partsum](#)

C.2.2 LMP entrants by category (under 25s), 2008

	Number of participants									
	2	3	4	5	6	7	LMP measures (Categories 2-7)	8	9	LMP supports (Categories 8-9)
	Training	Job rotation and job sharing	Employment incentives	Supported employment and rehabilitation	Direct job creation	Start-up incentives		Out-of-work income maintenance and support	Early retirement	
EU-27	:	27 701 u	:	62 981 u	284 696 u	55 050 u	:	:	:	:
EU-15	1 934 158 u	27 618 u	:	:	231 076 u	:	:	:	528 u	:
BE	43 350 u	-	:	:	7 220 u	57 u	:	173 039 u	-	173 039 u
BG	7 360	-	2 964	105	6 480	7 724	24 633	9 461	-	9 461
CZ	6 137	-	2 445 u	:	776 e	:	:	:	-	:
DK	22 532	:	7 512 u	1 168 u	-	-	31 212 u	47 329 u	- u	47 329 u
DE	876 125 u	152	153 270	15 837	154 405	11 379	1 211 168 u	:	-	:
EE	991	-	20	7	8	20	1 046	5 661 s	-	5 661 s
IE	:	-	:	:	752	:	:	117 953 u	-	117 953 u
EL	:	-	2 577	28	:	173	:	:	-	:
ES	181 322 u	25 091	138 758	2 267	28 161	:	382 350 u	603 913 u	:	603 913 u
FR	453 565 u	-	:	:	32 274	10 086 u	678 564 u	471 622 u	:	471 622 u
IT	:	:	:	-	- u	941 u	:	:	:	:
CY	:	-	405 u	:	-	:	:	2 406 p	-	2 406 p
LV	1 261	-	11 787	2	540	257	13 847	4 912 u	-	4 912 u
LT	3 191	83	:	292	4 997	-	9 469 u	7 399 u	-	7 399 u
LU	742 s	-	705 e	122	:	:	1 711 u	893	-	893
HU	14 895 u	-	:	-	8 163	519	33 777 u	38 308	-	38 308
MT	913 u	-	622	-	72	-	1 607 u	:	-	:
NL	:	-	1 300 u	7 700	-	-	10 220 u	:	-	:
AT	230 735	16	:	4 950	3 277	845	245 985 u	177 288	528	177 816
PL	220 271 u	:	:	17 642 u	5 830	9 096 u	279 820 u	70 999 e	:	:
PT	58 353 b	-	19 308 b	1 424	2 633	36	81 754 b	24 435	-	24 435
RO	11 805	-	20 439	-	4 328	3 506	40 078	31 900	-	31 900
SI	3 056	-	169	-	247	288	3 760	1 694	-	1 694
SK	3 425	-	9 910	252 s	22 179	2 367	38 133 s	3 243	-	3 243
FI	38 222	2 359	1 448	7 336 e	2 212	828	52 405 e	27 094 u	-	27 094 u
SE	2 970 e	-	10 153 e	3 429 e	-	177	16 729 e	85 595 u	-	85 595 u
UK	:	-	:	:	:	-	:	1 265 550	-	1 265 550
NO	14 346	-	2 806	4 355	1 952	10	23 469	13 053 s	-	13 053 s

Key : Not available; :n Not significant; - Not applicable or real zero or zero by default; 0 or 0.00 Less than half of the unit used; e Estimated value; s Eurostat estimate; u Unreliable or uncertain data; participant data complete for interventions covering >=80% but <100% of expenditure; p Provisional data; b Break in series

Source Eurostat, LMP database: [lmp_partsum](#)

C.2.3 LMP entrants by category (women), 2008

	Number of participants									
	2 Training	3 Job rotation and job sharing	4 Employment incentives	5 Supported employment and rehabilitation	6 Direct job creation	7 Start-up incentives	LMP measures (Categories 2-7)	8 Out-of-work income maintenance and support	9 Early retirement	LMP supports (Categories 8-9)
EU-27	:	82 660 u	:	364 789 u	895 224 u	:	:	:	:	:
EU-15	:	82 303 u	:	652 050 u	652 050 u	:	:	74 848 u	:	:
BE	53 340 u	-	:	:	24 972 u	256 u	:	360 715 u	9 840	370 555 u
BG	21 210	-	10 159	1 118	39 462	20 030	91 979	98 674	-	98 674
CZ	25 175	-	5 101 u	:	3 137 e	:	:	159 049 u	-	159 049 u
DK	63 544	:	34 344 u	14 209 u	-	-	112 097 u	161 015 u	3 011 u	164 026 u
DE	1 062 169 u	278	297 549 e	13 641	342 039	63 308	1 778 984 u	:	17 266	:
EE	4 398	-	48	14	174	93	4 727	22 286 s	-	22 286 s
IE	:	-	:	:	18 678	:	:	173 597 u	:	173 597 u
EL	71 892 u	-	6 829	272	717	817	80 527 u	:	-	:
ES	281 121 u	72 344	312 507	13 950	113 401	:	826 386 u	2 653 642 u	14 056 u	2 667 698 u
FR	379 408 u	-	:	:	97 848	39 412 u	:	1 036 671 u	942	1 037 613 u
IT	:	:	:	-	420 u	:	:	:	:	:
CY	1 415	-	5 741	:	-	1	7 226 u	16 335 p	-	16 335 p
LV	6 412	-	7 950	3	5 382	945	20 692	20 743 u	-	20 743 u
LT	6 107	357	:	2 364	8 774	17	20 251 u	38 528 u	-	38 528 u
LU	1 028 s	-	1 480	460	:	n	3 204 u	3 548 s	61	3 609 s
HU	22 013 u	-	:	-	24 001	2 189	67 006 u	184 125	-	184 125
MT	1 644 u	-	548	-	39	7	2 238 u	:	-	:
NL	:	-	4 700 u	18 180	-	-	28 560 u	:	-	:
AT	373 275	17	:	6 978	10 001	5 733	452 311 u	374 302 e	23 080	397 382 e
PL	269 073 u	-	85 438 u	250 207 u	57 434	19 574 b	681 726 u	237 283	:	:
PT	83 461 b	-	19 535 b	1 098	27 654	619	132 367 b	116 402	:	116 402 u
RO	25 251	-	31 064	-	10 535	4 884	71 734	102 059	-	102 059
SI	8 105	-	646	-	2 985	1 928	13 664	13 954	-	13 954
SK	11 233	-	14 774	4 416	91 250	4 791	126 464	37 628	11 972	49 600
FI	71 128	9 664	11 696	14 701 e	16 084	4 081	127 354 e	118 160 u	6 592	124 752 u
SE	10 421 e	-	35 914 e	19 746 e	-	2 246 e	68 327 e	240 527 u	-	240 527 u
UK	:	-	:	:	:	-	:	983 500	-	983 500
NO	31 981	-	5 495	14 112	12 296	349	64 233	66 274 s	-	66 274 s

Key : Not available; - Not significant; - Not applicable or real zero or zero by default; 0 or 0.00 Less than half of the unit used; e Estimated value; s Eurostat estimate; u Unreliable or uncertain data; participant data complete for interventions covering >=80% but <100% of expenditure; p Provisional data; b Break in series

Source Eurostat, LMP database: [lmp_partsum](#)

C.2.4 Share of LMP entrants by category (total), 2008

	% total entrants in categories 2-7					% total entrants in categories 8-9				
	2 Training	3 Job rotation and job sharing	4 Employment incentives	5 Supported employment and rehabilitation	6 Direct job creation	7 Start-up incentives	LMP measures (Categories 2-7)	8 Out-of-work income maintenance and support	9 Early retirement	LMP supports (Categories 8-9)
EU-27	49.9 u	0.8 u	:	7.2 u	15.4 u	4.4 u	100.0 u	:	:	:
EU-15	54.9 u	1.0 u	:	:	13.8 u	4.1 u	100.0 u	:	:	:
BE	:	-	:	:	:	:	:	97.1 u	2.9	100.0 u
BG	18.1	-	9.7	1.2	44.4	26.6	100.0	100.0	-	100.0
CZ	58.7	-	14.2	13.0	11.6	2.6	100.0	100.0	-	100.0
DK	59.4	:	29.3 u	11.3 u	-	-	100.0 u	98.5 e	1.5 u	100.0 u
DE	57.2 u	0.0	18.3	0.8	19.7	4.0	100.0 u	:	:	:
EE	89.0	-	1.0	0.3	7.6	2.1	100.0	100.0 s	-	100.0 s
IE	:	-	:	:	:	:	:	100.0	:	100.0 u
EL	87.5 e	-	9.8	0.3	1.0	1.5	100.0 e	100.0	-	100.0
ES	36.9 u	6.2	35.5	2.4	14.0	:	100.0 u	99.2	0.8	100.0
FR	54.0 e	-	28.8 u	:	9.7	7.5 e	100.0 u	99.9 u	0.1	100.0 u
IT	:	:	:	-	:	:	:	:	:	:
CY	15.3	-	83.4	:	-	0.0	100.0 u	100.0 p	-	100.0 p
LV	26.0	-	40.2	0.0	30.2	3.6	100.0	100.0	-	100.0
LT	30.5	1.1	13.5	10.1	44.7	0.2	100.0	100.0	-	100.0
LU	27.5 s	-	48.4	16.6	:	0.2	100.0 u	97.7	2.3	100.0
HU	30.5	-	:	-	39.1	2.9	100.0 u	100.0	-	100.0
MT	80.5 u	-	17.9	-	1.3	0.2	100.0 u	:	-	:
NL	:	-	6.3 u	22.0	-	-	100.0 u	:	-	:
AT	80.9	0.0	13.1	2.1	2.3	1.5	100.0	94.4 e	5.6	100.0 e
PL	30.7 e	-	12.5 u	45.1	7.9	3.9 b	100.0 u	:	:	:
PT	64.5 b	-	16.7 b	1.2	16.8	0.8	100.0 b	100.0	:	100.0 u
RO	28.8	-	39.8	-	24.0	7.4	100.0	100.0	-	100.0
SI	55.1	-	4.5	-	19.6	20.8	100.0	100.0	-	100.0
SK	7.9	-	9.0	3.1	75.0	5.0	100.0	70.3	29.7	100.0
FI	56.1	5.6	9.9	11.6 e	13.1	3.6	100.0 e	94.8	5.2	100.0
SE	16.8 e	-	56.1 e	24.1	-	3.0	100.0 e	100.0	-	100.0
UK	:	-	:	:	:	-	:	100.0	-	100.0
NO	49.2	-	11.0	23.0	16.2	0.5	100.0	100.0 s	-	100.0 s

Key : Not available; : in Not significant; - Not applicable or real zero or zero by default; 0 or 0.00 Less than half of the unit used; e Estimated value; s Eurostat estimate; u Unreliable or uncertain data; participant data complete for interventions covering >=80% but <100% of expenditure; p Provisional data; b Break in series

Source Eurostat, LMP database: [lmp_partsum](#)

C.2.5 Share of LMP entrants by category (under 25s), 2008

	% total entrants in categories 2-7					% total entrants in categories 8-9				
	2	3	4	5	6	7	LMP measures (Categories 2-7)	8	9	LMP supports (Categories 8-9)
	Training	Job rotation and job sharing	Employment incentives	Supported employment and rehabilitation	Direct job creation	Start-up incentives		Out-of-work income maintenance and support	Early retirement	
EU-27	:	:	:	:	:	:	:	:	:	:
EU-15	:	:	:	:	:	:	:	:	:	:
BE	:	-	:	:	:	:	:	100.0 u	-	100.0 u
BG	29.9	-	12.0	0.4	26.3	31.4	100.0	100.0	-	100.0
CZ	:	-	:	:	:	:	:	:	-	:
DK	72.2	:	24.1 u	3.7 u	-	-	100.0 u	100.0 u	- u	100.0 u
DE	72.3 u	0.0	12.7	1.3	12.7	0.9	100.0 u	:	-	:
EE	94.7	-	1.9	0.7	0.8	1.9	100.0	100.0 s	-	100.0 s
IE	:	-	:	:	:	:	:	100.0 u	-	100.0 u
EL	:	-	:	:	:	:	:	:	-	:
ES	47.4 u	6.6	36.3	0.6	7.4	:	100.0 u	100.0 u	: n	100.0 u
FR	66.8 u	-	:	:	4.8	1.5 u	100.0 u	100.0 u	-	100.0 u
IT	:	:	:	-	-	:	:	:	:	:
CY	:	-	:	:	-	:	:	100.0 p	-	100.0 p
LV	9.1	-	85.1	0.0	3.9	1.9	100.0	100.0 u	-	100.0 u
LT	33.7	0.9	:	3.1	52.8	-	100.0 u	100.0 u	-	100.0 u
LU	43.4 s	-	41.2 e	7.1	:	: n	100.0 u	100.0	-	100.0
HU	44.1 u	-	:	-	24.2	1.5	100.0 u	100.0	-	100.0
MT	56.8 u	-	38.7	-	4.5	-	100.0 u	:	-	:
NL	:	-	12.7 u	75.3	-	-	100.0 u	:	-	:
AT	93.8	0.0	:	2.0	1.3	0.3	100.0 u	99.7	0.3	100.0
PL	78.7 u	: n	:	6.3 u	2.1	3.3 u	100.0 u	:	:	:
PT	71.4 b	-	23.6 b	1.7	3.2	0.0	100.0 b	100.0	-	100.0
RO	29.5	-	51.0	-	10.8	8.7	100.0	100.0	-	100.0
SI	81.3	-	4.5	-	6.6	7.7	100.0	100.0	-	100.0
SK	9.0	-	26.0	0.7 s	58.2	6.2	100.0 s	100.0	-	100.0
FI	72.9	4.5	2.8	14.0 e	4.2	1.6	100.0 e	100.0 u	-	100.0 u
SE	17.8 e	-	60.7 e	20.5 e	-	1.1	100.0 e	100.0 u	-	100.0 u
UK	:	-	:	:	:	-	:	100.0	-	100.0
NO	61.1	-	12.0	18.6	8.3	0.0	100.0	100.0 s	-	100.0 s

Key : Not available; : n Not significant; - Not applicable or real zero or zero by default; 0 or 0.00 Less than half of the unit used; e Estimated value; s Eurostat estimate; u Unreliable or uncertain data; participant data complete for interventions covering >=80% but <100% of expenditure; p Provisional data; b Break in series

Source Eurostat, LMP database: [lmp_partsum](#)

C.2.6 Share of LMP entrants by category (women), 2008

	% total entrants in categories 2-7					% total entrants in categories 8-9				
	2 Training	3 Job rotation and job sharing	4 Employment incentives	5 Supported employment and rehabilitation	6 Direct job creation	7 Start-up incentives	Total LMP measures (categories 2-7)	8 Out-of-work income maintenance and support	9 Early retirement	Total LMP supports (categories 8-9)
EU-27	:	:	:	:	:	:	:	:	:	:
EU-15	:	:	:	:	:	:	:	:	:	:
BE	:	-	:	:	:	:	:	97.3 u	2.7	100.0 u
BG	23.1	-	11.0	1.2	42.9	21.8	100.0	100.0	-	100.0
CZ	:	-	:	:	:	:	:	100.0 u	-	100.0 u
DK	56.7	:	30.6 u	12.7 u	-	-	100.0 u	98.2 u	1.8 u	100.0 u
DE	59.7 u	0.0	16.7 e	0.8	19.2	3.6	100.0 u	:	:	:
EE	93.0	-	1.0	0.3	3.7	2.0	100.0	100.0 s	-	100.0 s
IE	:	-	:	:	:	:	:	100.0 u	:	100.0 u
EL	89.3 u	-	8.5	0.3	0.9	1.0	100.0 u	:	-	:
ES	34.0 u	8.8	37.8	1.7	13.7	:	100.0 u	99.5 u	0.5 u	100.0 u
FR	:	-	:	:	:	:	:	99.9 u	0.1	100.0 u
IT	:	:	:	-	:	:	:	:	:	:
CY	19.6	-	79.4	:	-	0.0	100.0 u	100.0 p	-	100.0 p
LV	31.0	-	38.4	0.0	26.0	4.6	100.0	100.0 u	-	100.0 u
LT	30.2	1.8	:	11.7	43.3	0.1	100.0 u	100.0 u	-	100.0 u
LU	32.1 s	-	46.2	14.4	:	:	100.0 u	98.3 s	1.7	100.0 s
HU	32.9 u	-	:	-	35.8	3.3	100.0 u	100.0	-	100.0
MT	73.5 u	-	24.5	-	1.7	0.3	100.0 u	:	-	:
NL	:	-	16.5 u	63.7	-	-	100.0 u	:	-	:
AT	82.5	0.0	:	1.5	2.2	1.3	100.0 u	94.2 e	5.8	100.0 e
PL	39.5 u	-	12.5 u	36.7 u	8.4	2.9 b	100.0 u	:	:	:
PT	63.1 b	-	14.8 b	0.8	20.9	0.5	100.0 b	100.0	:	100.0 u
RO	35.2	-	43.3	-	14.7	6.8	100.0	100.0	-	100.0
SI	59.3	-	4.7	-	21.8	14.1	100.0	100.0	-	100.0
SK	8.9	-	11.7	3.5	72.2	3.8	100.0	75.9	24.1	100.0
FI	55.9	7.6	9.2	11.5 e	12.6	3.2	100.0 e	94.7 u	5.3	100.0 u
SE	15.3 e	-	52.6 e	28.9 e	-	3.3 e	100.0 e	100.0 u	-	100.0 u
UK	:	-	:	:	:	-	:	100.0	-	100.0
NO	49.8	-	8.6	22.0	19.1	0.5	100.0	100.0 s	-	100.0 s

Key : Not available; : n Not significant; - Not applicable or real zero or zero by default; 0 or 0.00 Less than half of the unit used; e Estimated value; u Unreliable or uncertain data; participant data complete for interventions covering >=80% but <100% of expenditure; p Provisional data; b Break in series

Source Eurostat, LMP database: [lmp_partsum](#)

C.3 Participant indicators, 2008

C.3.1 Activation/support, 2008

EUROSTAT	Assisted activation (LMP sub-category 1.1.2)	Regular activation (LMP categories 2-7)							Support (LMP categories 8-9)			Total (categories 8-9)
		2	3	4	5	6	7	Total (categories 2-7)	8	9	Total	
		Training	Job rotation and job sharing	Employment incentives	Supported employment and rehabilitation	Direct job creation	Start-up incentives		Out-of-work income maintenance and support	Early retirement		
EU-27	14.5 u	9.6 u	0.4 u	12.1 u	3.7 u	3.0 u	2.3 u	31.0 u	36.9 u	2.5 u	39.4 u	
EU-15	:	11.4 u	0.5 u	14.5 u	2.1 u	3.1 u	2.8 u	34.4 u	42.9 u	2.2 u	45.2 u	
BE	53.9	21.2 e	-	41.9	7.3	29.4	0.2	100.0 e	114.2	42.0	156.1	
BG	52.5	1.8 s	-	2.4	0.3	14.8 s	0.9	20.2 s	15.0	-	15.0	
CZ	:	1.1	-	1.7	6.8	1.0	0.8	11.5	25.7	-	25.7	
DK	-	26.8	0.0	10.0 e	28.7 e	-	-	65.5 e	31.8 e	24.5 e	56.3 e	
DE	5.1	14.8	0.0	3.4	0.8	5.9	3.2	28.2	55.6 e	1.8	57.3 e	
EE	0.1	1.3	-	0.0	0.0	0.0	0.2	1.7	15.5 s	-	15.5 s	
IE	2.5 e	15.7	-	2.1	1.5 e	11.1	2.1	32.4 e	100.4	4.1	104.5	
EL	0.1	3.0 e	-	4.7	0.0	0.2	1.0	8.9 e	45.3 e	-	45.3 e	
ES	0.1	4.9 u	2.3	48.8 u	1.3	:	9.7 u	67.1 u	44.8	:	44.8 u	
FR	94.4 u	19.8 e	-	:	4.5 e	7.8 e	4.4 e	51.7 u	75.4 e	1.3	76.7 e	
IT	:	13.9 u	0.3 u	10.6 u	-	0.4 u	0.1 u	25.3 u	12.6 u	0.7	13.3 u	
CY	5.9 e	1.2 u	-	3.9 e	1.0	-	0.2	6.3 u	34.1	-	34.1	
LV	:	0.7	-	1.1	0.0	0.8	:	2.7 u	15.1 e	-	15.1 e	
LT	32.2 u	2.0	0.1	77.3	2.2	1.2	0.0	6.8 u	11.3	-	11.3	
LU	:	5.0 u	-	77.3	0.3	4.7 s	-	87.4 u	49.5 s	8.2	57.7 s	
HU	:	2.5	-	5.4	-	2.1	0.5	10.4	23.5	0.1	23.6	
MT	-	1.8 u	-	0.4	-	0.0	:	2.2 u	41.8	-	41.8	
NL	31.2 e	21.8 e	-	4.9	23.1	-	-	49.8 e	81.7 e	-	81.7 e	
AT	3.4	18.5 e	0.0	11.3 e	0.4	1.2	0.5 e	31.8 e	34.7	9.1	43.7	
PL	0.0	3.1 e	-	1.5 u	20.4	0.4	0.2 b	25.6 u	8.9	6.0	14.9	
PT	-	9.4	-	15.6 b	1.1	4.0	1.1	31.3 b	41.3	6.4	47.7	
RO	32.4	3.1	-	3.5	-	1.1	:	7.6	11.4	-	11.4	
SI	:	3.5	-	0.6	-	2.4	0.9	7.4	15.1	-	15.1	
SK	:	0.4	-	2.9 s	0.6	16.7	6.1	26.8 s	6.5	16.8	23.3	
FI	0.5	14.1	2.4	4.3	2.5 e	3.6	1.4	28.4 e	55.4	14.8	70.3	
SE	71.0	2.0	-	15.7	7.2	-	0.5	25.4	37.0	-	37.0	
UK	:	0.5 u	-	1.2	0.4 u	0.2	-	2.3 u	25.8	-	25.8	
NO	0.4	15.1	-	2.5	7.1	3.4	0.1	28.2	23.3 s	-	23.3 s	

Key : Not available; :n Not significant; - Not applicable or real zero or zero by default; 0 or 0.00 Less than half of the unit used; e Estimated value; s Eurostat estimate; u Unreliable or uncertain data; participant data complete for interventions covering >=80% but <100% of expenditure; p Provisional data; b Break in series

Source Eurostat, LMP database: [lmp_ind_actsup](#)

C.3.2 Activation/support (men), 2008

	Activation/support per 100 persons wanting to work										
	Assisted activation (LMP sub-category 1.1.2)	Regular activation (LMP categories 2-7)							Support (LMP categories 8-9)		Total (categories 8-9)
		2	3	4	5	6	7	Total (categories 2-7)	8	9	
	Training	Job rotation and job sharing	Employment incentives	Supported employment and rehabilitation	Direct job creation	Start-up incentives		Out-of-work income maintenance and support	Early retirement		
EU-27	15.4 u	0.1 u	12.0 u	4.0 u	3.0 u	2.4 u	32.5 u	41.6 u	3.5 u	45.1 u	
EU-15	:	0.2 u	14.4 u	:	3.0 u	2.9 u	35.8 u	48.6 u	3.1 u	51.8 u	
BE	55.7 s	-	22.8 u	:	16.1	0.3	71.6 u	133.0	59.1	192.1	
BG	39.9	-	1.7	0.3	14.5 s	0.9	18.5 s	11.3	-	11.3	
CZ	:	-	1.4 u	:	1.4 s	:	:	28.3	-	28.3	
DK	-	:	7.7 u	26.8 s	-	-	61.2 u	33.2 e	20.5 u	53.7 u	
DE	5.4 e	0.0	4.3 e	1.0	7.2	4.0	34.3 e	62.9 e	2.2	65.1 e	
EE	0.1	-	0.0	0.0	0.1	0.2	1.3	14.0 s	-	14.0 s	
IE	:	-	1.5	:	8.3	2.6	25.2 u	112.9	5.3	118.2	
EL	0.1	-	4.5	0.0	0.2	1.2	8.2 u	:	-	:	
ES	0.1	0.9 s	45.0 u	1.9	:	7.4 u	60.8 u	53.6 u	:	53.6 u	
FR	94.8 u	-	:	:	5.7 u	6.4 u	57.8 u	83.3 u	2.0	85.3 u	
IT	:	0.1 u	15.1 u	-	0.5 u	:	32.7 u	15.0 u	1.6	16.6 u	
CY	3.5 e	-	3.0 e	:	-	0.2	5.3 u	32.9	-	32.9	
LV	: n	-	1.0	0.0	0.8	:	2.3 u	13.4 e	-	13.4 e	
LT	27.3 u	0.0	:	1.6	1.1	0.0	5.1 u	9.8	-	9.8	
LU	:	-	107.9	: n	5.5	-	119.7 u	73.6 s	15.8	89.4 s	
HU	: n	-	4.9 u	-	2.3	0.5	9.9 u	26.7	0.1	26.8	
MT	-	-	0.5	-	0.0	: n	3.3 u	76.3	-	76.3	
NL	30.6 u	-	6.3 u	34.0	-	-	43.9 u	:	-	:	
AT	3.5	0.1	:	0.6	1.2	0.6 e	34.3 u	45.7	10.9	56.6	
PL	0.0	-	1.6 u	27.2 u	0.3	0.3 b	31.1 u	10.5	8.3	18.8	
PT	-	-	17.1 b	1.5	2.6	1.7	32.5 b	41.3	10.8	52.1	
RO	39.6	-	3.9	-	1.6	: n	7.8	13.0	-	13.0	
SI	:	-	0.5	-	1.9	1.1	6.3	16.0	-	16.0	
SK	:	-	2.2 s	0.6	18.6	8.0	29.7 s	6.5	26.3	32.8	
FI	0.2 u	1.4	4.2	2.6 e	3.2 e	1.4	26.0 e	56.6	14.3	70.9	
SE	71.2	-	18.9	8.1	-	0.5	30.0	31.2	-	31.2	
UK	:	-	:	:	0.3	-	:	38.6	-	38.6	
NO	0.4	-	3.3	7.2	2.8	0.1	26.2	23.8 s	-	23.8 s	

Key : Not available; : n Not significant; - Not applicable or real zero or zero by default; 0 or 0.00 Less than half of the unit used; e Estimated value; s Eurostat estimate; u Unreliable or uncertain data; participant data complete for interventions covering >=80% but <100% of expenditure; p Provisional data; b Break in series

Source Eurostat, LMP database: [lmp_ind_actsup](#)

C.3.3 Activation/support (women), 2008

Eurostat	Assisted activation (LMP sub-category 1.1.2)	Activation/support per 100 persons wanting to work									
		Regular activation (LMP categories 2-7)							Support (LMP categories 8-9)		
		2	3	4	5	6	7	Total (categories 2-7)	8	9	Total (categories 8-9)
Training	Job rotation and job sharing	Employment incentives	Supported employment and rehabilitation	Direct job creation	Start-up incentives	Total (categories 2-7)	Out-of-work income maintenance and support	Early retirement	Total (categories 8-9)		
EU-27	13.7 u	0.6 u	11.5 u	2.3 u	2.8 u	1.0 u	25.8 u	28.5 u	1.7 u	30.2 u	
EU-15	:	0.7 u	13.8 u	:	2.9 u	1.1 u	28.5 u	32.7 u	1.5 u	34.2 u	
BE	52.2 s	-	58.9 u	:	31.2	0.2	111.3 u	97.3	26.6	123.9	
BG	64.9	-	3.1	0.3	15.1 s	0.8	21.8 s	18.6	-	18.6	
CZ	:	-	1.6 u	:	0.7 s	:	:	23.9	-	23.9	
DK	-	:	8.5 u	30.2 s	-	-	65.7 u	30.6 e	24.5 u	55.1 u	
DE	4.8 e	0.0	2.5 e	0.6	4.8	2.5	22.6 e	48.9 e	1.5	50.4 e	
EE	0.2	-	0.1	0.0	0.0	0.2	2.0	16.8 s	-	16.8 s	
IE	:	-	2.0	:	15.2	1.4	39.5 u	82.4	2.3	84.7	
EL	0.1	-	3.3 u	0.0	0.2	0.8	9.2 u	:	-	:	
ES	0.1	3.4 s	51.7 u	1.0	:	1.7 u	62.2 u	38.2 u	-	38.2 u	
FR	94.1 u	-	:	:	9.6 u	2.6 u	:	68.5 u	0.7	69.2 u	
IT	:	0.5 u	7.8 u	-	0.3 u	:	17.1 u	8.8 u	0.1	8.9 u	
CY	7.8 e	-	4.6 e	:	-	0.1	6.9 u	35.0	-	35.0	
LV	: n	-	1.2	0.0	0.7	:	3.0 u	16.4 e	-	16.4 e	
LT	36.8 u	0.2	:	2.7	1.3	0.0	7.4 u	12.7	-	12.7	
LU	:	-	51.3	: n	3.6	-	58.8 u	29.0 s	1.7	30.6 s	
HU	: n	-	5.6 u	-	1.8	0.4	10.3 u	20.5	0.1	20.6	
MT	-	-	0.4	-	0.0	: n	1.4 u	15.6	-	15.6	
NL	31.0 u	-	3.8 u	14.4	-	-	21.9 u	:	-	:	
AT	3.2	0.0	:	0.2	1.2	0.4 e	27.0 u	25.9	7.5	33.5	
PL	0.0	-	1.4 u	14.4 u	0.4	0.2 b	20.6 u	7.7	4.3	12.0	
PT	-	-	14.5 b	0.9	5.0	0.7	30.3 b	41.3	3.0	44.3	
RO	26.4	-	3.1	-	0.6	: n	7.5	10.0	-	10.0	
SI	:	-	0.7	-	2.8	0.6	8.4	14.2	-	14.2	
SK	:	-	3.6 s	0.6	15.1	4.5	24.2 s	6.5	8.6	15.1	
FI	0.3 u	3.4	4.4	2.5 e	4.0 e	1.3	30.6 e	54.4	15.3	69.6	
SE	70.9	-	12.7	6.4	-	0.5	21.1	42.5	-	42.5	
UK	:	-	:	:	0.1	-	:	13.4	-	13.4	
NO	0.4	-	1.8	6.9	4.0	0.2	30.3	22.7 s	-	22.7 s	

Key : Not available; : n Not significant; - Not applicable or real zero or zero by default; 0 or 0.00 Less than half of the unit used; e Estimated value; s Eurostat estimate; u Unreliable or uncertain data; participant data complete for interventions covering >=80% but <100% of expenditure; p Provisional data; b Break in series

Source Eurostat, LMP database: [lmp_ind_actsup](#)

C.3.4 Activation of registered unemployed, 2008

Activation per 100 persons registered unemployed


eurostat	Activation per 100 persons registered unemployed						
	2 Training	3 Job rotation and job sharing	4 Employment incentives	5 Supported employment and rehabilitation	6 Direct job creation	7 Start-up incentives	Total (categories 2-7)
EU-27	:	:	:	:	:	:	:
EU-15	:	:	:	:	:	:	:
BE	:	-	:	:	:	:	:
BG	2.6	-	3.3	0.4	20.5	0.3	27.1
CZ	1.4	-	1.9	0.0	1.3	1.0	5.6
DK	18.5	:	8.2 u	0.5	-	-	27.2 u
DE	6.7 u	0.0	3.6	0.3	5.5	4.0	20.0 u
EE	4.8	-	0.2	0.1	0.1	0.7	5.9
IE	:	-	1.5	:	4.2	1.8	11.5 u
EL	3.3	-	5.2	0.0	0.2	1.1	9.8
ES	:	:	:	:	:	:	:
FR	:	-	:	:	:	:	:
IT	:	:	:	-	:	:	:
CY	:	-	:	:	-	:	:
LV	:	-	:	:	:	:	:
LT	:	:	:	:	:	:	:
LU	3.9 u	-	51.4	-	3.5	-	58.7 u
HU	:	-	:	-	:	:	:
MT	:	-	:	-	:	-	:
NL	:	-	:	:	-	-	:
AT	30.7 u	0.0	2.4	:	1.5	0.6	35.2 u
PL	:	-	:	-	:	:	:
PT	6.9	-	15.9	0.4	4.0	1.2	28.4
RO	5.5	-	7.9	-	2.9	-	16.4
SI	5.3	-	0.9	-	3.6	1.3	11.1
SK	0.5	-	3.1 u	0.5	21.7	8.1	34.0 u
FI	13.4	2.9	5.0	-	4.2	0.7	26.3
SE	:	-	:	:	-	:	:
UK	:	-	:	:	:	-	:
NO	:	-	:	:	:	:	:

Key : Not available; :n Not significant; - Not applicable or real zero or zero by default; 0 or 0.00 Less than half of the unit used; e Estimated value; s Eurostat estimate; u Unreliable or uncertain data: participant data complete for interventions covering >=80% but <100% of expenditure;

p Provisional data; b Break in series

Source Eurostat, LMP database: [lmp_ind_actru](#)

C.3.5 Activation of registered unemployed (men), 2008

Activation per 100 persons registered unemployed							
	2 Training	3 Job rotation and job sharing	4 Employment incentives	5 Supported employment and rehabilitation	6 Direct job creation	7 Start-up incentives	Total (categories 2-7)
EU-27	:	:	:	:	:	:	:
EU-15	:	:	:	:	:	:	:
BE	:	-	:	:	:	:	:
BG	1.8	-	2.9	0.5	25.3	0.5 u	30.9 u
CZ	0.9	-	1.6 u	0.0	1.7	:	4.2 u
DK	17.2	:	7.6 u	0.5	-	-	25.3 u
DE	6.8 u	0.0	4.2	0.3	6.0	4.5	21.9 u
EE	3.7	-	0.1	0.1	0.2	0.6	4.7
IE	:	-	1.2	:	4.0	2.0	10.4 u
EL	2.7	-	5.1	0.0	0.2	1.4	9.3
ES	:	:	:	:	:	:	:
FR	:	-	:	:	:	:	:
IT	:	:	:	-	:	:	:
CY	:	-	:	:	-	:	:
LV	:	-	:	:	:	:	:
LT	:	:	:	:	:	:	:
LU	3.7 u	-	58.8	- u	3.2	-	65.7 u
HU	:	-	:	-	:	:	:
MT	:	-	:	-	:	:	:
NL	:	-	:	:	-	-	:
AT	27.1 u	0.0	1.7 u	:	1.4	0.7	30.8 u
PL	:	-	:	-	:	:	:
PT	6.7	-	17.8	0.5	2.6 u	1.8	29.3 u
RO	:	-	:	-	:	-	:
SI	4.2	-	0.8	-	2.9	1.7	9.5
SK	0.4	-	2.1 u	:	23.7	10.4	37.1 u
FI	11.8	1.6	4.8	-	3.7	0.7	22.6
SE	:	-	:	:	-	:	:
UK	:	-	:	:	:	-	:
NO	:	-	:	:	:	:	:

Key : Not available; :n Not significant; - Not applicable or real zero or zero by default; 0 or 0.00 Less than half of the unit used; e Estimated value; s Eurostat estimate; u Unreliable or uncertain data: participant data complete for interventions covering >=80% but <100% of expenditure;

p Provisional data; b Break in series

Source Eurostat, LMP database: [lmp_ind_actru](#)

C.3.6 Activation of registered unemployed (women), 2008

Activation per 100 persons registered unemployed


eurostat	Activation per 100 persons registered unemployed						
	2 Training	3 Job rotation and job sharing	4 Employment incentives	5 Supported employment and rehabilitation	6 Direct job creation	7 Start-up incentives	Total (categories 2-7)
EU-27	:	:	:	:	:	:	:
EU-15	:	:	:	:	:	:	:
BE	:	-	:	:	:	:	:
BG	3.1	-	3.6	0.4	17.4	0.2 u	24.6 u
CZ	1.8	-	2.2 u	0.1	1.0	:	5.0 u
DK	19.7	:	8.6 u	0.6	-	-	29.0 u
DE	6.5 u	0.0	2.9	0.2	4.9	3.5	18.0 u
EE	5.7	-	0.2	0.1	0.1	0.8	6.9
IE	:	-	1.9	:	4.6	1.4	13.4 u
EL	3.6	-	5.3	0.0	0.2	0.9	10.1
ES	:	:	:	:	:	:	:
FR	:	-	:	:	:	:	:
IT	:	:	:	-	:	:	:
CY	:	-	:	:	-	:	:
LV	:	-	:	:	:	:	:
LT	:	:	:	:	:	:	:
LU	4.1 u	-	39.6	- u	3.9	-	47.7 u
HU	:	-	:	-	:	:	:
MT	:	-	:	-	:	:	:
NL	:	-	:	:	-	-	:
AT	34.6 u	0.0	3.1 u	:	1.7	0.6	40.1 u
PL	:	-	:	-	:	:	:
PT	7.1	-	14.5	0.3	4.8 u	0.7	27.5 u
RO	:	-	:	-	:	-	:
SI	6.4	-	1.0	-	4.3	0.9	12.6
SK	0.6	-	4.0 u	:	20.0	6.0	31.1 u
FI	15.1	4.1	5.3	-	4.8	0.7	30.0
SE	:	-	:	:	-	:	:
UK	:	-	:	:	:	-	:
NO	:	-	:	:	:	:	:

Key : Not available; :n Not significant; - Not applicable or real zero or zero by default; 0 or 0.00 Less than half of the unit used; e Estimated value; s Eurostat estimate; u Unreliable or uncertain data: participant data complete for interventions covering >=80% but <100% of expenditure;

p Provisional data; b Break in series
Source Eurostat, LMP database: [lmp_ind_actru](#)

C.3.7 Activation of long-term registered unemployed, 2008

Activation per 100 persons long-term registered unemployed

	2 Training	3 Job rotation and job sharing	4 Employment incentives	5 Supported employment and rehabilitation	6 Direct job creation	7 Start-up incentives	Total (categories 2-7)
EU-27	:	:	:	:	:	:	:
EU-15	:	:	:	:	:	:	:
BE	:	-	:	:	:	:	:
BG	1.9	-	2.4	0.3	14.8	:	19.5 u
CZ	:	-	:	:	:	:	:
DK	:	:	:	:	-	-	:
DE	4.0 u	0.0	2.5	0.2	6.1	1.1	14.0 u
EE	:	-	:	:	:	:	:
IE	:	-	:	:	:	:	:
EL	:	-	:	:	:	:	:
ES	:	:	:	:	:	:	:
FR	:	-	:	:	:	:	:
IT	:	:	:	-	:	:	:
CY	:	-	:	:	-	:	:
LV	:	-	:	:	:	:	:
LT	:	:	:	:	:	:	:
LU	:	-	:	-	:	-	:
HU	:	-	:	-	:	:	:
MT	:	-	:	-	:	-	:
NL	:	-	:	:	-	-	:
AT	24.1 u	-	3.1	:	2.7	0.6	30.4 u
PL	:	-	:	-	:	:	:
PT	3.1	-	:	0.7	3.8	1.0	19.3 u
RO	:	-	:	-	:	-	:
SI	5.9	-	1.5	-	5.4	1.1	13.9
SK	0.4	-	4.3 u	0.6	34.6	6.9	46.8 u
FI	:	:	:	-	:	:	:
SE	:	-	:	:	-	:	:
UK	:	-	:	:	:	-	:
NO	:	-	:	:	:	:	:


Key : Not available; :n Not significant; - Not applicable or real zero or zero by default; 0 or 0.00 Less than half of the unit used; e Estimated value; s Eurostat estimate; u Unreliable or uncertain data: participant data complete for interventions covering >=80% but <100% of expenditure;

p Provisional data; b Break in series

Source Eurostat, LMP database: [lmp_ind_actru](#)

C.3.8 Activation of long-term registered unemployed (men), 2008

Activation per 100 persons long-term registered unemployed


	2 Training	3 Job rotation and job sharing	4 Employment incentives	5 Supported employment and rehabilitation	6 Direct job creation	7 Start-up incentives	Total (categories 2-7)
EU-27	:	:	:	:	:	:	:
EU-15	:	:	:	:	:	:	:
BE	:	-	:	:	:	:	:
BG	1.2	-	1.9	0.3	16.6	:	20.1 u
CZ	:	-	:	:	:	:	:
DK	:	:	:	:	-	-	:
DE	4.2 u	0.0	3.1	0.3	7.0	1.3	15.9 u
EE	:	-	:	:	:	:	:
IE	:	-	:	:	:	:	:
EL	:	-	:	:	:	:	:
ES	:	:	:	:	:	:	:
FR	:	-	:	:	:	:	:
IT	:	:	:	-	:	:	:
CY	:	-	:	:	-	:	:
LV	:	-	:	:	:	:	:
LT	:	:	:	:	:	:	:
LU	:	-	:	-	:	-	:
HU	:	-	:	-	:	:	:
MT	:	-	:	-	:	:	:
NL	:	-	:	:	-	-	:
AT	22.5 u	-	2.2 u	:	2.6	0.4	27.7 u
PL	:	-	:	-	:	:	:
PT	2.4 u	-	:	0.9	3.2 u	1.5	17.9 u
RO	:	-	:	-	:	-	:
SI	:	-	1.2	-	4.2	1.5	10.7 u
SK	0.3	-	3.3 u	:	39.9	9.0	53.2 u
FI	:	:	:	-	:	:	:
SE	:	-	:	:	-	:	:
UK	:	-	:	:	:	-	:
NO	:	-	:	:	:	:	:

Key : Not available; :n Not significant; - Not applicable or real zero or zero by default; 0 or 0.00 Less than half of the unit used; e Estimated value; s Eurostat estimate; u Unreliable or uncertain data: participant data complete for interventions covering >=80% but <100% of expenditure;

p Provisional data; b Break in series
Source Eurostat, LMP database: [lmp_ind_actru](#)

C.3.9 Activation of long-term registered unemployed (women), 2008

Activation per 100 persons long-term registered unemployed

	2 Training	3 Job rotation and job sharing	4 Employment incentives	5 Supported employment and rehabilitation	6 Direct job creation	7 Start-up incentives	Total (categories 2-7)
EU-27	:	:	:	:	:	:	:
EU-15	:	:	:	:	:	:	:
BE	:	-	:	:	:	:	:
BG	2.5	-	2.8	0.3	13.5	:	19.1 u
CZ	:	-	:	:	:	:	:
DK	:	:	:	:	-	-	:
DE	3.7 u	0.0	2.0	0.2	5.3	0.9	12.1 u
EE	:	-	:	:	:	:	:
IE	:	-	:	:	:	:	:
EL	:	-	:	:	:	:	:
ES	:	:	:	:	:	:	:
FR	:	-	:	:	:	:	:
IT	:	:	:	-	:	:	:
CY	:	-	:	:	-	:	:
LV	:	-	:	:	:	:	:
LT	:	:	:	:	:	:	:
LU	:	-	:	-	:	-	:
HU	:	-	:	-	:	:	:
MT	:	-	:	-	:	:	:
NL	:	-	:	:	-	-	:
AT	26.4 u	-	4.4 u	:	2.8	0.7	34.3 u
PL	:	-	:	-	:	:	:
PT	3.4 u	-	:	0.5	4.3 u	0.6	20.1 u
RO	:	-	:	-	:	-	:
SI	:	-	1.7	-	6.5	0.8	15.4 u
SK	0.4	-	5.1 u	:	30.3	5.2	41.6 u
FI	:	:	:	-	:	:	:
SE	:	-	:	:	-	:	:
UK	:	-	:	:	:	-	:
NO	:	-	:	:	:	:	:

Key : Not available; :n Not significant; - Not applicable or real zero or zero by default; 0 or 0.00 Less than half of the unit used; e Estimated value; s Eurostat estimate; u Unreliable or uncertain data: participant data complete for interventions covering >=80% but <100% of expenditure;

p Provisional data; b Break in series
Source Eurostat, LMP database: [lmp_ind_actru](#)

C.3.10 Timely activation, 2008

%

eurostat	Assisted activation (LMP sub-category 1.1.2)	Regular activation (LMP categories 2-7)						Total (categories 2-7)
		2 Training	3 Job rotation and job sharing	4 Employment incentives	5 Supported employment and rehabilitation	6 Direct job creation	7 Start-up incentives	
EU-27	:	:	:	:	:	:	:	:
EU-15	:	:	:	:	:	:	:	:
BE	:	:	-	:	:	:	:	:
BG	:	58.0	-	58.7	60.3	59.9	:	69.8 u
CZ	:	:	-	63.1 u	97.0	64.8	:	90.3 u
DK	-	97.1	:	96.8 u	99.8 u	-	-	97.3 u
DE	83.3 u	89.4 u	95.7	87.9	91.2	75.9	93.0 u	86.6 u
EE	:	:	-	:	:	:	:	:
IE	:	:	-	:	:	7.2	:	:
EL	84.4	:	-	82.8	75.0	:	79.9	:
ES	:	:	:	:	:	:	:	:
FR	:	:	-	:	:	:	60.7 u	:
IT	:	:	:	:	-	:	:	:
CY	70.9	:	-	100.0 u	:	-	:	:
LV	-	84.8	-	96.2	90.0	52.2	97.9	80.0
LT	96.7 u	91.7	93.5	:	:	84.1	84.2	87.2 u
LU	:	86.7 u	-	:	-	:	:	:
HU	:	:	-	:	-	:	:	:
MT	-	76.7 u	-	81.2	-	15.9	86.7	76.7 u
NL	:	:	-	:	:	-	-	:
AT	97.9	98.1 u	99.4	99.1	:	95.8	99.0	98.3 u
PL	:	:	-	:	-	:	:	:
PT	85.2	91.5	-	:	74.3	65.6	78.4	84.9 u
RO	-	84.4	-	87.8	-	:	47.0	80.1 u
SI	:	58.8	-	19.0	-	20.8	66.1	51.1
SK	48.2	64.3	-	56.1 u	98.8	22.6	62.0	33.3 u
FI	:	:	:	:	-	:	:	:
SE	:	96.4 u	-	:	:	-	:	:
UK	:	:	-	:	:	:	-	:
NO	:	:	-	:	:	:	:	:

Key : Not available; :n Not significant; - Not applicable or real zero or zero by default; 0 or 0.00 Less than half of the unit used; e Estimated value; s Eurostat estimate; u Unreliable or uncertain data: participant data complete for interventions covering >=80% but <100% of expenditure;

p Provisional data; b Break in series

Source Eurostat, LMP database: [lmp_ind_actime](#)

C.3.11 Timely activation (men), 2008

%

eurostat	Assisted activation (LMP sub-category 1.1.2)	Regular activation (LMP categories 2-7)						Total (categories 2-7)
		2 Training	3 Job rotation and job sharing	4 Employment incentives	5 Supported employment and rehabilitation	6 Direct job creation	7 Start-up incentives	
EU-27	:	:	:	:	:	:	:	:
EU-15	:	:	:	:	:	:	:	:
BE	:	:	-	:	:	:	:	:
BG	:	60.8	-	60.1	61.5	61.0	:	73.2 u
CZ	:	:	-	59.4 u	:	63.9	:	: u
DK	-	97.1	:	96.8 u	99.9 u	-	-	97.3 u
DE	84.2 u	90.1 u	96.8	88.5	91.4	77.1	92.5 u	87.2 u
EE	:	:	-	:	:	:	:	:
IE	:	:	:	:	:	8.3	:	:
EL	89.0	:	-	89.2 u	77.8	:	82.8	:
ES	:	:	:	:	:	:	:	:
FR	:	:	-	:	:	:	62.4 u	:
IT	:	:	:	:	-	:	:	:
CY	77.1	:	-	100.0 u	:	-	:	:
LV	-	87.7	-	96.8	85.7	57.2	95.9	80.4
LT	97.8 u	96.5	96.6	:	:	88.4	87.5	91.6 u
LU	:	85.2 u	-	:	-	:	:	:
HU	:	:	-	:	-	:	:	:
MT	-	70.8 u	-	73.1	-	14.0	87.5	70.5 u
NL	:	:	-	:	:	-	-	:
AT	:	97.8 u	-	: u	:	95.2	99.1	98.0 u
PL	:	:	-	:	-	:	:	:
PT	87.4	94.0 u	-	:	75.8	61.7 u	79.2	88.3 u
RO	-	:	-	:	-	:	:	:
SI	:	:	-	21.9	-	23.8	67.4	58.8 u
SK	49.6	65.2	-	53.9 u	:	22.8	63.0	32.3 u
FI	:	:	:	:	-	:	:	:
SE	:	:	-	:	:	-	:	:
UK	:	:	-	:	:	:	-	:
NO	:	:	-	:	:	:	:	:

Key : Not available; :n Not significant; - Not applicable or real zero or zero by default; 0 or 0.00 Less than half of the unit used; e Estimated value; s Eurostat estimate; u Unreliable or uncertain data: participant data complete for interventions covering >=80% but <100% of expenditure;

Source Eurostat, LMP database: [lmp_ind_actime](#)

C.3.12 Timely activation (women), 2008

%

eurostat	Assisted activation (LMP sub-category 1.1.2)	Regular activation (LMP categories 2-7)						Total (categories 2-7)
		2 Training	3 Job rotation and job sharing	4 Employment incentives	5 Supported employment and rehabilitation	6 Direct job creation	7 Start-up incentives	
EU-27	:	:	:	:	:	:	:	:
EU-15	:	:	:	:	:	:	:	:
BE	:	:	-	:	:	:	:	:
BG	:	56.9	-	58.0	59.3	58.9	:	67.0 u
CZ	:	:	-	57.5 u	:	66.0	:	: u
DK	-	97.0	:	96.7 u	99.8 u	-	-	97.3 u
DE	82.4 u	88.3 u	94.6	87.0	91.1	74.3	93.7 u	85.6 u
EE	:	:	-	:	:	:	:	:
IE	:	:	-	:	:	6.3	:	:
EL	81.4	:	-	79.5 u	74.6	:	77.2	:
ES	:	:	:	:	:	:	:	:
FR	:	:	-	:	:	:	57.3 u	:
IT	:	:	:	:	-	:	:	:
CY	68.8	:	-	100.0 u	:	-	:	:
LV	-	83.9	-	95.8	-	48.0	98.4	79.8
LT	95.8 u	87.6	93.3	:	:	80.4	76.5	83.4 u
LU	:	88.5 u	-	:	-	:	:	:
HU	:	:	-	:	:	:	:	:
MT	-	88.8 u	-	89.6	-	17.9	85.7	87.8 u
NL	:	:	-	:	:	-	-	:
AT	:	98.5 u	94.1	: u	:	96.5	98.9	98.5 u
PL	:	:	-	:	-	:	:	:
PT	83.9	89.7 u	-	:	72.0	67.2 u	76.7	82.6 u
RO	-	:	-	:	-	:	:	:
SI	:	:	-	17.2	-	19.1	64.1	54.4 u
SK	47.0	63.6	-	57.2 u	:	22.4	60.4	34.2 u
FI	:	:	:	:	-	:	:	:
SE	:	:	-	:	:	-	:	:
UK	:	:	-	:	:	:	-	:
NO	:	:	-	:	:	:	:	:

Key : Not available; :n Not significant; - Not applicable or real zero or zero by default; 0 or 0.00 Less than half of the unit used; e Estimated value; s Eurostat estimate; u Unreliable or uncertain data: participant data complete for interventions covering >=80% but <100% of expenditure;

p Provisional data; b Break in series

Source Eurostat, LMP database: [lmp_ind_actime](#)

C.4.1 LMP participants by intervention and by type of action, 2008: Belgium

	Category, intervention number and name	Men and women											Number of participants			
		Total						Under 25s					Women			Notes
		17 Entrants		18 Exits		16 Stock		17 Entrants		18 Exits			16 Stock	17 Entrants	18 Exits	
		17 Entrants	18 Exits	16 Stock	17 Entrants	18 Exits	16 Stock	17 Entrants	18 Exits	16 Stock	17 Entrants	18 Exits				
1	Labour market services	278 362	:	:	:	:	:	:	:	:	:	142 350 s	:	:	:	
1.1	25 Active jobsearch workshop (BCR)	8 964	:	:	1 400	1 400	:	:	4 653	4 653	:	:	:	:	:	
	30 Regional employment missions (WR)	6 100	:	:	:	:	:	:	3 255	3 255	:	:	:	:	:	
	50 Partnership for childcare for jobseekers (BCR)	798	798	:	139	139	798	:	736	736	736	:	:	736	:	
	54 [Component] Pathway to work (FR) - Regular jobseekers	88 588	75 514	73 957	30 396	30 396	32 336	26 447	42 166	35 939	35 826	:	:	35 826	:	
	54 [Component] Pathway to work (FR) - Disabled	15 238	8 872	9 744	:	:	:	:	6 539	3 954	4 368	:	:	4 368	:	
	58 Crèches facilities (WR)	446	:	:	:	:	:	:	216 s	:	:	:	:	:	:	
	60 Restructuring support programme (retraining units) (WR)	1 910	:	:	:	:	:	:	309 s	:	:	:	:	:	:	
	65 Re-employment fund (FR)	1 272	:	:	:	:	:	:	560	:	:	:	:	:	:	
	68 Vocational integration (BCR)	30 977	20 917	:	7 943	7 943	:	:	16 540	10 946	:	:	:	:	:	
	77 Vocational guidance (WR)	104 403	:	:	:	:	:	:	56 942 s	:	:	:	:	:	:	1
	78 Vocational project contract (BCR)	19 666	8 733	12 157	2 383	2 383	4 109	2 771	10 434	4 639	6 430	:	:	6 430	:	
2	Training	109 420 e	120 518 u	95 399 u	42 140 u	43 350 u	42 140 u	32 655 u	46 808 e	53 340 u	42 910 u	:	:	:	:	
2.1	3 Encouraging the unemployed to resume studying (FED)	2 260	2 203	2 256	571	684	9 389	6 727	1 375	1 412	1 419	:	:	1 419	:	
	40 [Component] Vocational training (FR) - Vocational training	25 526	49 988	37 217	9 735	20 213	630 s	1 606	12 223	22 426	17 780	:	:	17 780	:	
	40 [Component] Vocational training (FR) - Vocational training for disabled	3 717	6 376	:	:	:	:	:	1 502	2 664	:	:	:	:	:	
	41 Vocational training (WR)	29 603	25 020	21 626	9 389	7 919	9 389	6 727	11 907	9 860	8 358	:	:	8 358	:	
	42 Vocational training (BCR)	3 059	8 054	7 801	630 s	1 659	630 s	1 606	1 603	4 111	3 996	:	:	3 996	:	
	43 Vocational training allowances (FED)	16 728	40 392	40 439	4 618	11 987	4 618	11 915	6 896	15 012	15 029	:	:	15 029	:	2
	44 Vocational training (GC)	684	:	:	:	:	:	:	379	:	:	:	:	:	:	
	64 Training cheques for vocational integration (BCR)	4 662	4 662	4 662	732	732	732	732	2 879	2 879	2 879	:	:	2 879	:	
	75 Driving licences grants (WR)	418 e	:	:	:	:	:	:	239 e	:	:	:	:	:	:	
	114 Vocational training centres for disabled people (WR)	1 281	:	:	:	:	:	:	382	:	:	:	:	:	:	
	130 Vocational training contract for disabled (BCR)	50	103	95	10 s	21	10 s	19	24	44	42	:	:	42	:	
	148 Mobilisation plan for ICT (WR)	7 267	7 267	7 267	1 074	1 074	1 074	1 074	4 736	4 736	4 736	:	:	4 736	:	
2.2	13 Training and integration contract (WR)	14 509	10 427	5 883	7 422	5 194	7 422	2 617	4 454	3 303	2 067	:	:	2 067	:	
	106 Vocational training contracts (WR)	766	:	:	:	:	:	:	557	:	:	:	:	:	:	
	113 Reception and training units in enterprises of adapted work (WR)	104	:	:	:	:	:	:	36	:	:	:	:	:	:	
	129 Training and integration contract (BCR)	407	889	678	149 s	325	149 s	220	186	377	311	:	:	311	:	
	135 Formation by work in companies (WR)	4 105	:	2 470	1 450	:	1 450	:	1 467	:	:	:	:	:	:	
	136 Vocational training contracts (BCR)	29	:	:	5	:	5	:	9	:	:	:	:	:	:	
2.4	10 Alternance training (WR)	10 973	5 529	5 444	10 973	5 529	10 973	5 444	2 850	1 528	1 322	:	:	1 322	:	
2.A	83 Adjustment for double counting	-16 728	-40 392	-40 439	-4 618	-11 987	-4 618	-11 915	-6 896	-15 012	-15 029	:	:	-15 029	:	

C.4.1 LMP participants by intervention and by type of action, 2008: Belgium

	Category, intervention number and name	Men and women										Number of participants			
		Total					Men and women					Women			
		16 Stock	17 Entrants	18 Exits	16 Stock	17 Entrants	18 Exits	16 Stock	17 Entrants	18 Exits	16 Stock	17 Entrants	18 Exits	Notes	
3	Job rotation and job sharing	-	-	-	-	-	-	-	-	-	-	-	-	-	-
4	Employment incentives	216 259			37 998 u				160 595 u						
4.1	Relocation allowances for the unemployed (BCR)	-	-	-	-	-	-	-	-	-	-	-	-	-	4
28	Transition-to-work subsidy (BCR)	49	49		41	41		23	23		23	23		23	
61	Activa (FED)	73 634	10 500		7 230	1 518		40 930	5 451		40 930	5 451		5 451	
70	Recruitment of unemployed persons in the context of economic expansion (BCR)	69			3			34			34				
73	Insertion enterprises (FR)	2 192	979	730	184	137	109	1 812	772	513	1 812	772	513		
88	Activa Start - activation of unemployment benefits for first jobs (FED)	501	1 241	1 272	490	1 218	1 264	83	213	219	83	213	219		
90	Back-to-work bonus for people aged 50+ (FED)	7 208	5 958	3 487	-	-	-	2 369	2 126	1 131	2 369	2 126	1 131		
92	Insertion through temporary work (FED)	11			5			5			5				
93	CPAS contract - art.60 of CPAS Law (FED)	20 872			3 703			10 560			10 560				
94	Tutorial grant - art.61 of CPAS Law (FED)	605			168			212			212				
95	Recruitment of workers dismissed after restructuring - reduced social contributions (FED)	1 894	48		11	1		345	12		345	12			
104	Insertion enterprises (WR)	1 313	1 313					1 072	1 072		1 072	1 072			
109	Premiums for tutoring disabled workers (WR)	353						261			261				
110	Integration premiums when hiring disabled people (WR)	823						585			585				
116	Discovery internship for people with disabilities (WR)	95						25			25				
118	Back-to-work bonus 50+ (FR)	3 021			-			971			971				
126	Service vouchers (FED)	103 437			26 164 s			101 265			101 265				
137	[Component] Integration premiums and convention 26 (BCR) - Integration premium	99			-			33			33				
137	[Component] Integration premiums and convention 26 (BCR) - Convention 26	27			-			11			11				
150	Employment in a firm (GC)	56													
96	Reimbursement of outplacement costs in case of restructuring and cheques (FED)	-			-			-			-				

C.4.1 LMP participants by intervention and by type of action, 2008: Belgium

	Category, intervention number and name	Number of participants												
		Men and women						Women						
		Total		Under 25s		18 Exits		Total		17 Entrants		18 Exits		
		16 Stock	17 Entrants	18 Exits	16 Stock	17 Entrants	18 Exits	16 Stock	17 Entrants	18 Exits	16 Stock	17 Entrants	18 Exits	Notes
5	Supported employment and rehabilitation	37 704	:	:	:	:	:	:	:	:	:	:	:	
5.1	66 Social workshops (FR)	3 513	980	587	25	27	14	1 440	303	186	1 440	303	186	
	84 Sheltered work place (FR)	13 926	1 370	1 230	975	96	86	5 431	534	480	5 431	534	480	
	86 Flemish support bonus (FR)	6 214	:	1 435	621	:	143	2 486	:	632	2 486	:	632	5
	100 Sheltered work (FED)	464	244	280	5	1	7	170	88	87	170	88	87	6
	105 Provisions to keep workers within enterprises of adapted work (WR)	100	:	:	:	:	:	:	:	:	:	:	:	
	108 Compensation premium (WR)	2 811	:	:	:	:	:	823	:	:	823	:	:	
	111 Interventions in the travel costs of disabled workers (WR)	303	:	:	:	:	:	100	:	:	100	:	:	
	112 Adaptation of the work station (WR)	7	:	:	:	:	:	1	:	:	1	:	:	
	115 Enterprises of adapted work (WR)	8 037	:	:	:	:	:	:	:	:	:	:	:	
	119 Interventions in the travel costs of disabled workers (FR)	333	:	:	:	:	:	:	:	:	:	:	:	
	120 Adaptation of the work station or work tools (FR)	283	:	:	:	:	:	:	:	:	:	:	:	
	140 Enterprises of adapted work (BCR)	1 546	:	:	:	:	:	:	:	:	:	:	:	
	151 Employment in a sheltered workshop (GC)	164	:	:	:	:	:	:	:	:	:	:	:	
	152 Adaptation of the workplace to the needs of employees with disabilities	3	:	:	:	:	:	-	:	:	-	:	:	

C.4.1 LMP participants by intervention and by type of action, 2008: Belgium

	Category, intervention number and name	Number of participants													
		Men and women						Women						Notes	
		Total		Under 25s		18 Exits		Total		17 Entrants		18 Exits			
16 Stock	17 Entrants	16 Stock	17 Entrants	18 Exits	16 Stock	17 Entrants	18 Exits	16 Stock	17 Entrants	18 Exits	16 Stock	17 Entrants	18 Exits		
7	Start-up incentives	1 291	544 u	183 u	239 u	57 u	5 u	5 u	638	256 u	83 u				
34	Loans for unemployed persons (FED)	544	544	183	57	57	5	5	256	256	83				
45	Support for the creation and management of enterprises (BCR)	717	:	:	182 s	:	:	:	362	:	:				
107	Premium for independent workers (WR)	30	:	:	:	:	:	:	20	:	:				
8	Out-of-work income maintenance and support	589 654	965 561 u	1 023 702 u	88 569	173 039 u	178 278 u	265 164	360 715 u	377 854 u					
8.1	Unemployment benefit (FED)	403 069	448 960	449 038	58 327	109 069	107 632	199 898	217 024	224 746					
8.2	Temporary unemployment for economic reasons (FED)	138 669	451 347	510 894	28 267	57 620	64 402	27 050	92 859	103 592					
8.3	Part-time workers receiving income guarantee allowance (FED)	47 916	65 254	63 770	1 975	6 350	6 244	38 216	50 832	49 516					
8.4	6 months income for dismissed workers in the case of restructuring (FED)	-	:	:	-	:	:	-	:	:					
8.5	Enterprise closure fund (FED)	-	-	-	-	-	-	-	-	-					
9	Early retirement	216 726	28 833	34 837	-	-	-	72 430	9 840	12 268					
9.1	Early retirement by collective agreement (FED)	115 300	15 881	14 683	-	-	-	23 719	4 364	3 051					
99	Partial early retirement (FED)	619	222	282	-	-	-	113	25	48					
9.2	Benefits for older unemployed exempt from jobsearch (FED)	100 807	12 730	19 872	-	-	-	48 598	5 451	9 169					
2-7	Total LMP measures (categories 2-7)	516 789 e	:	:	95 915 u	:	:	303 385 u	:	:	:				
8-9	Total LMP supports (categories 8-9)	806 380	994 394 u	1 058 539 u	88 569	173 039 u	178 278 u	337 594	370 555 u	390 122 u					

Key : Not available; :n Not significant; - Not applicable or real zero or zero by default; 0 or 0.00 Less than half of the unit used; e Estimated value; s Eurostat estimate; u Unreliable or uncertain data; participant data complete for interventions covering >=80% but <100% of expenditure; p Provisional data; b Break in series

Source Eurostat, LMP database: [lmp_partime_be](#)

1 Includes participants of the integrated program for social and vocational integration (old BE-12).

2 All participants are double-counted with measures BE-40 to BE-42 and BE-44 (see BE-83).

3 Data refer to 2007.

4 Intervention not applied in 2008.

5 Stock: end-year figure.

6 Scheme abolished since July 2004, but unemployment benefits are paid to employees who started to work before that date (and until the end of their employment contract).

7 Intervention coming to an end.

8 This intervention is being replaced by the Service vouchers (BE-126).

C.4.2 LMP participants by intervention and by type of action, 2008: Bulgaria

	Category, intervention number and name	Number of participants													
		Men and women						Women						Notes	
		Total			Under 25s			Total			Total				
		16 Stock	17 Entrants	18 Exits	16 Stock	17 Entrants	18 Exits	16 Stock	17 Entrants	18 Exits	16 Stock	17 Entrants	18 Exits		
1	Labour market services	233 719	338 770	362 349	41 657	80 171	85 873	145 984	200 879	214 984					
1.1	Individual case-management	233 719	336 700	360 321	41 657	79 501	85 118	145 984	199 779	213 901					
62	[Component] Activation of Inactive Persons National Programme - Activation and inclusion on the labour market of inactive and discouraged person	-	2 070	2 028	-	670	755	-	1 100	1 083					
2	Training	8 194 s	29 934	30 330	1 949 s	7 360	6 545	5 771 s	21 210	21 454					
2.1	Vocational training courses organised by the EA	4 490	21 119	22 178	1 086	5 108	5 170	3 215	15 122	15 870					
8	Vocational training and social inclusion of school dropouts	8	107	90	7	95	78	4	53	54					
12	Regional programmes for literacy, vocational training and employment in public benefit activities	171	415	415	19	45	45	103	250	250					
42	[Component] Welfare to work - Training	-	-	-	-	-	-	-	-	-					
43	[Component] Employment for teachers in the training of disabled children - Training	-	-	-	-	-	-	-	-	-					
44	[Component] Beautiful Bulgaria -	342 s	800	800	93 s	249	249	111 s	250	250					
46	[Component] Programme for training and employment of disabled persons - Training	-	-	-	-	-	-	-	-	-					
49	[Component] Incentives for employers to hire unemployment benefit recipients in part-time working arrangements -	-	-	-	-	-	-	-	-	-				1	
54	[Component] Assistants for people with disabilities - Training	-	-	-	-	-	-	-	-	-					
56	National programme for literacy and qualification training of Roma people	540	1 364	1 364	207	522	522	407	1 028	1 028					
58	"Optimism" Project	75	373	352	3	13	7	70	350	330					
2.4	Incentives for employers to provide internships for unemployed people aged under 29	521	1 426	1 308	308	842	376	367	1 005	899					
15	Incentives for employers to provide internships for the acquisition of qualifications	1 915	3 984	3 823	194	403	98	1 412	2 937	2 773					
60	Increasing employability through apprenticeship (Art. 55d of the EPA)	132	346	-	32	83	-	82	215	-					
3	Job rotation and job sharing	-	-	-	-	-	-	-	-	-					

C.4.2 LMP participants by intervention and by type of action, 2008: Bulgaria

	Category, intervention number and name	Number of participants											
		Men and women						Women					
		Total		Under 25s		18 Exits		Total		17 Entrants		18 Exits	
		16 Stock	17 Entrants	16 Stock	17 Entrants	18 Exits	16 Stock	17 Entrants	16 Stock	17 Entrants	18 Exits	Notes	
4	Employment incentives	10 568	16 089	14 620	1 506	2 964	2 022	6 870	10 159	9 251			
4.1	Incentives for employers to hire unemployed people aged under 29	1 202	2 551	2 544	859	1 822	1 418	571	1 212	1 268			
19	Incentives for employers to hire long-term unemployed	347	476	422	11	15	9	229	314	292			
20	Encouraging employer micro-enterprises to provide new jobs by subsidising the first 5 places	501	1 009	1 009	84	170	101	268	540	556			
21	Incentives for employers to hire unemployed people as part-timers	1 102	2 564	1 985	118	275	186	601	1 397	1 060			
22	Incentives for employers to create jobs for unemployed single parents with children up to 3 years old	571	861	789	183	276	197	569	858	776			
23	Incentives for employers to hire older unemployed	1 484	2 002	1 993	-	-	-	966	1 304	1 290			
24	Support in retirement	3 444	3 590	3 351	-	-	-	2 303	2 401	2 242			
46	[Component] Programme for training and employment of disabled persons - Employment	955	1 588	1 207	154	256	28	525	873	678			
48	Encouraging geographical mobility of the unemployed	299	537	529	39	70	69	260	466	423			
49	[Component] Incentives for employers to hire unemployment benefit recipients in part-time working arrangements -	-	-	-	-	-	-	-	-	-	1		
50	[Component] Entrepreneurship promotion - Employment	-	-	-	-	-	-	-	-	-			
55	Providing employment to unemployed persons who received monthly social benefits ("bonus")	100	139	125	10	14	14	56	78	72			
59	Incentives for employers to create jobs for unemployed single parents with children between 3 and 5 years of age	563	772	666	48	66	-	522	716	594			
5	Supported employment and rehabilitation	1 391	2 003	2 019	73	105	25	776	1 118	1 047			
5.1	Incentives for employers to create jobs for unemployed people with permanently reduced capacity to work	1 391	2 003	2 019	73	105	25	776	1 118	1 047			

C.4.2 LMP participants by intervention and by type of action, 2008: Bulgaria

LMP Project	Category, intervention number and name	Number of participants											
		Men and women						Women					
		Total		Under 25s		18 Exits		Total		17 Entrants		18 Exits	
		16 Stock	17 Entrants	16 Stock	17 Entrants	16 Stock	17 Entrants	16 Stock	17 Entrants	16 Stock	17 Entrants	16 Stock	18 Exits
6	Direct job creation	65 782 s	73 533	62 202	6 004 s	6 480	3 852	33 882 s	39 462	33 302			
28	Employment in public administration for young people with university degree	248	362	351	140	204	259	188	274	202			
29	Employment in support of the Bulgarian theatre	187	307	297	20	33	11	111	182	181			
42	[Component] Welfare to work - Employment	51 416	53 258	52 852	4 643	4 809	2 931	23 723	24 573	26 985			
43	[Component] Employment for teachers in the training of disabled children - Direct job creation	39	39	39	1	1	-	32	32	24			
44	[Component] Beautiful Bulgaria -	1 058 s	960	953	288 s	230	220	342 s	320	383			
53	Teachers for vacation	226	396	372	9	16	16	174	305	280			
54	[Component] Assistants for people with disabilities - Direct job creation	9 667	12 660	6 802	871	1 141	411	6 587	8 626	4 751			
57	"Maternity Support" Programme	2 868	5 394	521	6	12	4	2 664	5 011	483			
62	[Component] Activation of Inactive Persons National Programme - Roma mediator	55	55	8	24	24	-	44	44	7			
63	Aesculapius Programme	18	102	7	2	10	-	17	95	6			
7	Start-up incentives	3 853	44 002	42 559	641	7 724	7 583	1 776	20 030	19 435			
26	Entrepreneurship promotion for people with reduced capacity	: n	341	: n	: n	9	: n	: n	114	: n			
31	Employment through business support (JOBS)	3 573	42 873	42 244	637	7 645	7 578	1 628	19 531	19 261			
32	Vocational training for beneficiaries of the "Micro-credit guarantee fund"	-	-	-	-	-	-	-	-	-		1	
33	Encouraging entrepreneurship among agricultural producers	-	403	-	-	65	-	-	181	-			
35	Entrepreneurial incentives for women in the sphere of childcare services	: n	: n	: n	: n	: n	: n	: n	: n	: n		2	
50	[Component] Entrepreneurship promotion - Business start-up	280	385	315	4	5	5	148	204	174			

C.4.2 LMP participants by intervention and by type of action, 2008: Bulgaria

Category, intervention number and name	Number of participants												
	Men and women						Women						
	Total		Under 25s		18 Exits		Total		17 Entrants		18 Exits		
	16 Stock	17 Entrants	18 Exits	16 Stock	17 Entrants	18 Exits	16 Stock	17 Entrants	18 Exits	16 Stock	17 Entrants	18 Exits	Notes
8	Out-of-work income maintenance and support												
8.1	66 711	158 719	134 137	2 534	9 461	7 121	41 910	98 674	85 226				
	63 465	155 649	132 415	2 531	9 446	7 106	39 882	96 643	84 165				
	3 101	2 589	1 160	-	-	-	1 911	1 653	610				
8.3	145	481	562	3	15	15	117	378	451				
8.4	-	: n	-	-	: n	-	-	: n	-				2
9	Early retirement												
	-	-	-	-	-	-	-	-	-				
2-7	Total LMP measures (categories 2-7)												
	89 788 s	165 561	151 730	10 173 s	24 633	20 027	49 075 s	91 979	84 489				
8-9	Total LMP supports (categories 8-9)												
	66 711	158 719	134 137	2 534	9 461	7 121	41 910	98 674	85 226				

Key : Not available; :n Not significant; - Not applicable or real zero or zero by default; 0 or 0.00 Less than half of the unit used; e Eurostat estimate; s Estimated value; u Unreliable or uncertain data; participant data complete for interventions covering >=80% but <100% of expenditure; p Provisional data; b Break in series

Source Eurostat, LMP database: [lmp_partime_bg](#)

1 Intervention not applied in 2008.

2 Intervention coming to an end.

C.4.3 LMP participants by intervention and by type of action, 2008: Czech Republic

Category, intervention number and name		Number of participants									
		Men and women					Women				
		Total		Under 25s			Total		Total		
	16 Stock	17 Entrants	18 Exits	16 Stock	17 Entrants	18 Exits	16 Stock	17 Entrants	18 Exits	Notes	
1	Labour market services										
1.1	6 Vocational rehabilitation of persons with working limitations		134			25		74			
			134			25		74			
2	Training										
2.1	2 Retraining of the registered unemployed	4 773	38 945	40 220	768 e	6 137	6 608	3 349	25 175	26 039	
		4 773	38 945	40 220	768 e	6 137	6 608	3 349	25 175	26 039	
3	Job rotation and job sharing										
		-	-	-	-	-	-	-	-	-	
4	Employment incentives										
4.1	7 Subsidised new working places (SUMP)	7 438	9 428	14 534	1 887 u	2 445 u	4 886 u	3 937 u	5 101 u	7 576 u	
19	Allowance for on-the-job training	6 432	8 334	12 984	1 887 s	2 445 e	4 886 e	3 937 s	5 101 e	7 576 e	
4.2	4 Contribution to employer for partial coverage of employees wages due to conversion to the new production program	24	95	97							
		-	-	-	-	-	-	-	-	-	1
18	Allowance for transporting employees	982	999	1 453							
5	Supported employment and rehabilitation										
5.1	5 Contribution to employers for establishing and running sheltered workshops and working places	28 756	8 609								
		1 456	5 923	1 414	57 s	231 e	74 e	582 s	2 368 e	847 e	
16	Contribution to the employer whose more than 50% of employees are disabled persons	27 300	2 686								
6	Direct job creation										
8	8 Public works programme (VPP)	4 279	7 708	9 291	431 s	776 e	913 e	1 742 s	3 137 e	3 755 e	
		4 279	7 708	9 291	431 s	776 e	913 e	1 742 s	3 137 e	3 755 e	

C.4.3 LMP participants by intervention and by type of action, 2008: Czech Republic

Category, intervention number and name	Number of participants										
	Men and women						Women				
	Total		Under 25s		18 Exits		16 Stock		17 Entrants		18 Exits
	16 Stock	17 Entrants	18 Exits	16 Stock	17 Entrants	18 Exits	16 Stock	17 Entrants	18 Exits	18 Exits	
7 Start-up incentives	3 432	1 703	2 431	:	:	:	:	:	:	:	
12 Contribution to registered unemployed with working limitations for working equipment when starting self-employment	117	50	71	:	:	:	:	:	:	:	
13 Self employment - publicly beneficial working places (SVC SÚPM)	3 315	1 653	2 360	:	:	:	:	:	:	:	
17 Bridging allowance	176	691	767	:	:	:	:	:	:	:	
7.A 20 Adjustment for double counting, category 7	- 176	- 691	- 767	:	:	:	:	:	:	:	2
8 Out-of-work income maintenance and support	109 376	321 748	244 895	:	:	:	58 510	159 049 u	111 691 u		
8.1 3 Unemployment benefit for registered unemployed	109 376	312 241	235 564	:	:	:	58 510	159 049	111 691		
8.5 10 Protection of employees due to insolvency of the employer	-	9 507	9 331	-	-	-	-	-	-		
9 Early retirement	-	-	-	-	-	-	-	-	-	-	
2-7 Total LMP measures (categories 2-7)	48 678	66 393	:	:	:	:	:	:	:	:	
8-9 Total LMP supports (categories 8-9)	109 376	321 748	244 895	:	:	:	58 510	159 049 u	111 691 u		

Key : Not available; :n Not significant; - Not applicable or real zero or zero by default; 0 or 0.00 Less than half of the unit used; e Estimated value; s Eurostat estimate; u Unreliable or uncertain data; participant data complete for interventions covering >=80% but <100% of expenditure; p Provisional data; b Break in series

Source Eurostat, LMP database: [lmp_partime_cz](#)

1 Intervention not applied in 2008

2 All participants are double-counted with CZ-13.

C.4.4 LMP participants by intervention and by type of action, 2008: Denmark

	Category, intervention number and name	Number of participants												Notes	
		Men and women						Women							
		Total			Under 25s			Total			Total				
		16 Stock	17 Entrants	18 Exits	16 Stock	17 Entrants	18 Exits	16 Stock	17 Entrants	18 Exits	16 Stock	17 Entrants	18 Exits		
1	Labour market services	:	:	:	:	:	:	:	:	:	:	:	:	:	
2	Training	61 354	120 488	118 288	7 244	22 532	19 384	34 412	63 544	64 056					
2.1	8 Education and training	13 678	34 859	37 606	894	2 192	1 904	9 140	19 402	21 456					
9	Specially arranged activation	29 604	73 278	68 630	5 611	19 040	16 698	16 839	37 176	35 972					
33	Education of immigrants	7 017	7 926	7 087	736	1 296	779	4 574	4 998	4 528					
2.4	31 Adult apprenticeship support	11 055	4 425	4 965	3	4	3	3 859	1 968	2 100					
3	Job rotation and job sharing	1	:	:	:	:	:	:	:	:	:	:	:	:	
3.1	38 Job rotation scheme	1	:	:	:	:	:	:	:	:	:	:	:	:	
4	Employment incentives	22 887 e	59 331 u	57 862 u	1 779 u	7 512 u	6 977 u	10 889 u	34 344 u	33 655 u					
4.1	6 Wage subsidies	7 773	16 202	15 742	471	1 330	1 217	4 144	8 591	8 420					
7	Practical work training in enterprises	10 418	42 938	41 916	1 308	6 182	5 760	6 445	25 642	25 115					
26	Servicejobs	496	191	204	-	-	-	300	111	120					
30	Support of disabled	4 200 e	:	:	:	:	:	:	:	:					
5	Supported employment and rehabilitation	65 657 e	22 939 u	19 260 u	1 905 s	1 168 u	848 u	38 621 s	14 209 u	11 632 u					
5.1	21 Flex jobs, including flex jobs for self-employed	49 822	13 592	8 701	442	332	182	29 391	8 455	4 937					
22	Wage subsidies for persons, who receive early retirement pension (formerly known as light jobs)	4 959	1 294	943	124	110	50	2 065	569	416					
5.2	20 Rehabilitation	8 895	8 053	9 616	479	726	616	6 073	5 185	6 279					
28	Pre-rehabilitation	1 981 e	:	:	860 s	:	:	1 092 s	:	:					
6	Direct job creation	-	-	-	-	-	-	-	-	-	-	-	-	-	
7	Start-up incentives	-	-	-	-	-	-	-	-	-	-	-	-	-	
8	Out-of-work income maintenance and support	72 634 e	343 388 e	336 761 e	6 693 e	47 329 u	42 734 u	39 099 e	161 015 u	167 879 u					
8.1	1 [Component] Unemployment insurance - Full time	45 773 e	227 350 e	220 898 e	2 157 e	16 241 e	13 067 e	24 061 e	112 377 e	117 565 e	1				
2	Social assistance (unemployment)	17 684	84 548	85 041	4 457	30 867	29 515	8 801	40 886	42 865					
29	Unemployment allowance	9 177	12 162	11 494	79	221	152	6 237	7 752	7 449					
8.2	1 [Component] Unemployment insurance - Partial	- e	- e	- e	- e	- e	- e	- e	- e	- e	1				
8.3	1 [Component] Unemployment insurance - Part-time	- e	- e	- e	- e	- e	- e	- e	- e	- e	1				
8.5	25 Wage earners guarantee fund	-	19 328	19 328	-	:	:	-	:	:					

C.4.4 LMP participants by intervention and by type of action, 2008: Denmark

Category, intervention number and name	Number of participants											
	Men and women						Women					
	Total			Under 25s			Total			Total		
	16 Stock	17 Entrants	18 Exits	16 Stock	17 Entrants	18 Exits	16 Stock	17 Entrants	18 Exits	16 Stock	17 Entrants	18 Exits
9	Early retirement	56 103 e	5 405 u	13 539 u	-	- u	-	- u	-	31 357 u	3 011 u	7 806 u
9.2	Early retirement pay, from unemployment	52 003	5 405	13 539	-	-	-	-	-	31 357	3 011	7 806
32	Flex allowance	4 100 e	:	:	-	:	-	:	-	:	:	:
2-7	Total LMP measures (categories 2-7)	149 899 e	202 758 u	195 410 u	10 928 u	31 212 u	27 209 u	27 209 u	6 693 e	47 329 u	42 734 u	109 343 u
8-9	Total LMP supports (categories 8-9)	128 737 e	348 793 u	350 300 u	10 928 u	47 329 u	42 734 u	42 734 u	6 693 e	164 026 u	164 026 u	175 685 u

Key : Not available; :n Not significant; - Not applicable or real zero or zero by default; 0 or 0.00 Less than half of the unit used; e Estimated value; s Eurostat estimate; u Unreliable or uncertain data; participant data complete for interventions covering >=80% but <100% of expenditure; p Provisional data; b Break in series


Source Eurostat, LMP database: [lmp_partime_dk](#)

1 The breakdown of recipients by type of benefit (full-time, part-time, partial) is not known so all recipients are shown as receiving full-time benefits, which are the most important.

C.4.5 LMP participants by intervention and by type of action, 2008: Germany

	Category, intervention number and name	Number of participants											
		Men and women						Women					
		Total		Under 25s		18 Exits		Total		17 Entrants		18 Exits	
		16 Stock	17 Entrants	16 Stock	17 Entrants	18 Exits	16 Stock	17 Entrants	16 Stock	17 Entrants	18 Exits	18 Exits	
1	Labour market services	282 534	3 705 550	3 525 438	59 060	883 310 e	878 031 e	140 614 e	1 878 712 e	1 787 542 e			
1.1	Counselling and placement assistance	-	2 635 012	2 635 012	-	691 944 e	691 944 e	-	1 376 980 e	1 376 980 e			
43	Placement voucher	-	95 238	95 238	-	15 726 e	15 726 e	-	33 568 e	33 568 e			
47	Placement by third parties by order of PES	122 618	443 663	313 592	10 911	52 724	45 021	67 085	236 660 e	163 549 e			
64	Assessment of chances (Profiling)	-	-	-	-	-	-	-	-	-			
65	Specialised integration services	1 041	2 477	2 578	442	1 160	1 118	456	1 092	1 080			
67	Integration agreement	-	-	-	-	-	-	-	-	-			
75	Other additional services	133 768	462 176	434 697	43 460	109 194	115 343	60 982 e	197 271 e	191 420 e			
76	Accompanying services	24 460	60 306	37 805	3 727	9 526	5 877	11 843	30 151 e	18 043 e			
92	Other rehabilitation related assistance	289	5 601	5 354	168	1 979	1 858	130	2 644	2 522			
99	Socio-pedagogical accompaniment	358	1 077	1 162	353	1 057	1 144	119	346	380			

C.4.5 LMP participants by intervention and by type of action, 2008: Germany

 Category, intervention number and name		Number of participants									
		Men and women					Women				
		Total		Under 25s			Total		Total		
		16 Stock	17 Entrants	18 Exits	16 Stock	17 Entrants	18 Exits	16 Stock	17 Entrants	18 Exits	Notes
2	Training	828 473	2 417 852 u	2 415 883 u	537 468 u	876 125 u	850 867 u	359 406 e	1 062 169 u	1 062 575 u	
27	Independent measures=Incentive measures free eligible	19 907	76 342	79 531	11 869	16 177	21 407	8 615	34 605	35 500	
31	ESF PES-programme	17 885	37 969	66 640	967	1 960	2 996	7 777	17 045	30 038	1
86	Aptitude tests / vocational guidance	849	9 778	9 522	566	5 682	5 453	319	3 546	3 423	2
91	Distance study	22	54	101	8	25	57	9	24	41	
104	Unassigned expenditure on rehabilitative training activities	-	-	-	-	-	-	-	-	-	
2.1	[Component] Measures to improve prospects of integration - Training measures	80 703	1 214 405	1 194 463	17 219	265 808	260 299	38 720	549 882 e	539 434 e	
11	Support for vocational preparation training measures for young people	67 310	124 184	125 804	67 125	123 770	125 100	28 797	53 432	53 847	
12	Support for further vocational training	151 070	444 673	422 566	19 864	60 821	55 172	72 312 e	202 649	193 131	
14	[Component] Short-time working allowance - Transfer short-time working allowance	10 857	:	:	:	:	:	3 897	:	:	
44	Income subsidies for people in further vocational training	8 122	29 835	24 522	643	1 965	1 598	2 802	8 392	6 341	
53	Integration measures	12 755	8 061	46 836	982	883	3 556	7 460	3 962	28 006	
70	Transfer measures	:	21 308	21 308 e	:	:	:	:	:	:	
80	Transitional subsidy	7 597	6 182	6 925	2 587	2 625	2 151	2 912	2 515	2 722	
81	Training allowance	71 590	47 981	46 266	64 354	43 084	40 772	27 621	18 971	17 818	
87	[Component] Support for vocational training of disabled persons - Special measures for rehabilitation in training institutions	44 014	19 744	20 860	42 872	18 990	19 119	16 051	7 569	7 584	
88	[Component] Support for further education of disabled persons - Special measures for further education	15 217	16 992	19 204	4 568	4 947	4 721	5 893	6 729	7 318	
93	Vocational training outside the workplace	79 836	43 473	41 439	78 555	42 272 e	37 685 e	29 403	17 213	15 121	
96	ESF BA-Programme 2007-2013 transfer short-time work allowance	59	1 119	951	1	15	13	22	405	321	
100	Activation assistance	3 887	14 992	10 283	3 074	13 467	7 665	1 631	6 018	4 176	
2.2	[Component] Support for further education of disabled persons - General measures for further education	4 161	23 492	5 050	634	3 454	735	1 851	10 151	1 965	
94	Allowances during apprenticeship	42 565	68 755	69 463	41 182	65 490	65 594	13 183	22 801	22 642	
95	Transitional assistance	544	2 107	2 415	431	1 606	1 721	213	768	843	
98	Training allowance for younger workers	224	517	283	223	513	265	50	106	52	
2.4	Vocational training allowance	173 666	178 052	175 606	157 917	170 405	163 707	83 240	82 288	79 923	
71	First integration qualification for young people	18 157	31 804	30 090	18 039	31 472	29 606	8 462	15 065	14 264	
87	[Component] Support for vocational training of disabled persons - Training allowance for disabled people	7 323	3 576	4 011	7 145	3 437	3 744	2 108	1 061	1 282	
2.A	Adjustment for double-counting, category 2	- 9 845	- 7 543	- 8 256	- 3 357	- 2 743	- 2 269	- 3 943	- 3 028	- 3 217	3

C.4.5 LMP participants by intervention and by type of action, 2008: Germany

LMP Participant	Category, intervention number and name	Number of participants											
		Men and women						Women					
		Total		Under 25s		18 Exits		Total		17 Entrants		18 Exits	
		16 Stock	17 Entrants	16 Stock	17 Entrants	18 Exits	16 Stock	17 Entrants	16 Stock	17 Entrants	18 Exits	18 Exits	
3	Job rotation and job sharing	382	558	98	152	132	195	278	312				
3.1	46 Job Rotation - Employment-training rotation programme	382	558	98	152	132	195	278	312				
4	Employment incentives	187 276	774 116	26 178	153 270	72 039 e	297 549 e						
4.1	7 Mobility allowances	-	374 833	-	78 089	78 089	-	143 038 e	143 038 e				
16	Recruitment subsidy for new businesses	4 655	8 085	580	1 072	1 090	1 984	3 407	3 866				
18	Integration subsidies	119 060	249 962	15 472	42 678	-	45 942	97 674	-				
48	Personnel Service Agencies	1 633	4 734	687	2 151	2 677	436	1 335	1 677				
52	Wage protection for older employees	11 712	11 457	-	-	-	3 949	4 250	2 589				
73	[Component] Community service jobs - Variable payment	24 125	58 980	4 343	13 425	11 499	9 615	22 707	16 498				
74	[Component] Job finders grant - Insured employment	10 291	25 007	1 177	2 986	2 867	4 544 e	10 553	9 615 e				
97	Employment allowance	11 051	25 319	191	471	66	3 806	8 624	663				
101	Bonus for apprenticeship	3 892	12 969	3 727	12 398	378	1 436	4 855	163				
102	Integration voucher	858	2 770	-	-	-	326	1 106	101				
5	Supported employment and rehabilitation	45 093	35 117	25 874	15 837	14 498	17 520	13 641	12 409				
82	Work assistance	5	180	2	71	71	2	85	85				
83	Employer subsidies for rehabilitation	412	2 417	146	831	805	153	891	879				
5.1	23 Incentives for the recruitment and employment of the severely disabled	17 281	16 057	5 035	3 385	2 664	6 240	5 891	4 879				
5.2	89 Communication techniques and basic life-skills training for blind or deaf people	43	52	32	36	40	18	21	22				
90	Interventions to support insertion into vocational training in a sheltered workshop	27 352	16 411	20 659	11 514	10 918	11 108	6 753	6 544				
6	Direct job creation	331 058	834 417	44 072	154 405	147 752 e	139 886	342 039	335 418 e				
21	Support for job-creation measures (ABIMs)	39 554	70 274	3 929	8 952	8 530	16 779	28 525	25 105				
22	Support for structural adjustment measures	670	45	2	1	2	279	14	507			4	
73	[Component] Community service jobs - Additional expenditure variant	290 834	764 098	40 140	145 452	139 220 e	122 827	313 500	309 806 e				
7	Start-up incentives	180 506	168 386	12 539	11 379	12 932	74 252	63 308	90 904 e				
6	[Component] Measures to improve prospects of integration - Assessment	922	24 284	59	1 646	1 649	390	10 316	10 332				
49	Business start-up subsidy	40 624	-	3 658	-	3 830	22 097	-	25 933			4	
74	[Component] Job finders grant - Self-employed	15 881	24 793	847	1 281	1 316	5 855	9 105	10 297 e				
79	Start-up subsidy	123 080	119 309	7 974	8 452	6 137	45 910	43 887	44 342				

C.4.5 LMP participants by intervention and by type of action, 2008: Germany

LMP participant	Category, intervention number and name	Number of participants									
		Men and women					Women				
		Total		Under 25s		18 Exits	Total		18 Exits		Notes
16 Stock	17 Entrants	16 Stock	17 Entrants	16 Stock	17 Entrants		18 Exits				
8	Out-of-work income maintenance and support	3 099 979 e	:	:	288 270 u	:	:	1 432 753 e	:	:	
8.1	Unemployment benefit	916 989	2 598 143	2 636 695	125 216	538 901	514 082	422 494	1 081 532	1 118 987	
77	[Component] Unemployment benefit (ALG II) - Unemployed recipients	2 191 405	:	:	186 885	:	:	1 042 767	:	:	
8.2	[Component] Short-time working allowance - Short-time working allowance caused by conjuncture	57 692	:	:	:	:	:	12 449	:	:	
103	Seasonal short time working allowance and supplementary benefits	32 992	:	:	:	:	:	839	:	:	5
8.3	Partial unemployment benefit	129	422	425	2	5	5	94	308	303	
8.5	Bankruptcy compensation payment	-	:	:	-	:	:	-	:	:	
8.A	Adjustment for double-counting, category 8	-99 228 e	-147 963 e	-79 535 e	-23 833 e	-40 733 e	-20 020 e	-45 890 e	-61 215 e	-35 123 e	
9	Early retirement	99 879	40 567	:	-	-	:	42 699	17 266	:	
9.1	Support of part-time employment for older employees	99 879	40 567	:	-	-	:	42 699	17 266	:	
2-7	Total LMP measures (categories 2-7)	1 572 787	4 230 446 u	3 970 442 u	646 228 u	1 211 168 u	1 122 847 u	663 299 e	1 778 984 u	1 679 828 u	
8-9	Total LMP supports (categories 8-9)	3 199 858 e	:	:	288 270 u	:	:	1 475 452 e	:	:	

Key : Not available; :n Not significant; - Not applicable or real zero or zero by default; 0 or 0.00 Less than half of the unit used; e Estimated value; s Eurostat estimate; u Unreliable or uncertain data; participant data complete for interventions covering >=80% but <100% of expenditure; p Provisional data; b Break in series

Source Eurostat, LMP database: [lmp_partime_de](#)

1 Data of the municipalities only.

2 Without data of the municipalities.

3 DE-72, DE-80, DE-96 are included.

4 Intervention coming to an end.

5 It is not possible to relate the participants with the expenditures. Participants are not totally recorded.

C.4.6 LMP participants by intervention and by type of action, 2008: Estonia

Category, intervention number and name	Number of participants											
	Men and women						Women					
	Total		Under 25s		18 Exits		Total		17 Entrants		18 Exits	
	16 Stock	17 Entrants	16 Stock	17 Entrants	18 Exits	16 Stock	17 Entrants	16 Stock	17 Entrants	18 Exits	18 Exits	
1 Labour market services	95	12 337	12 095	7	3 296	3 279	72	7 324	7 147			
1.1 Career counselling	-	12 046	12 046	-	3 270	3 270	-	7 112	7 112			
18 Communication support at interviews	-	11	11	-	5	5	-	5	5			
21 Psychological counselling	95	280	38	7	21	4	72	207	30			
2 Training	1 027	6 972	6 163	150	991	849	656	4 398	3 868			
2.1 Labour market training	694	5 516	4 907	111	793	689	468	3 578	3 200			
2.2 Coaching for working life	195	825	800	15	83	87	80	346	327			
2.4 Work practice	139	631	456	24	115	73	109	474	341			
3 Job rotation and job sharing	-	-	-	-	-	-	-	-	-			
4 Employment incentives	32	81	93	8	20	25	20	48	51			
4.1 Employment subsidy to employer	32	71	83	8	20	25	20	46	49			
19 Employment with special aids and equipment	-	7	7	-	-	-	-	2	2			
20 Adaption of premises and equipments	-	3	3	-	-	-	-	-	-			
5 Supported employment and rehabilitation	22	25	27	6	7	5	15	14	17			
5.1 Working with support person	22	25	27	6	7	5	15	14	17			
6 Direct job creation	30	592	592	1	8	8	9	174	174			
6 Community placement	30	592	592	1	8	8	9	174	174			
7 Start-up incentives	151	162	140	16	20	8	94	93	97			
4 Employment subsidy to unemployed to start business	151	162	140	16	20	8	94	93	97			


C.4.6 LMP participants by intervention and by type of action, 2008: Estonia

Category, intervention number and name	Number of participants											
	Men and women						Women					
	Total		Under 25s		18 Exits		Total		17 Entrants		18 Exits	
	16 Stock	17 Entrants	18 Exits	16 Stock	17 Entrants	18 Exits	16 Stock	17 Entrants	18 Exits	16 Stock	17 Entrants	18 Exits
8	11 858 s	41 232 s	23 227 s	1 373 s	5 661 s	3 463 s	6 838 s	22 286 s	13 810 s			
8.1	7	[Component] Unemployment benefits - Unemployment insurance benefit	3 901 s	10 315 s	7 117 s	452 s	1 572 s	1 084 s	2 250 s	5 563 s	3 838 s	
7		[Component] Unemployment benefits - State unemployment benefit	7 957 s	23 284 s	16 110 s	921 s	3 547 s	2 379 s	4 588 s	12 556 s	9 972 s	
8.4	9	Benefit upon collective termination of employment contracts	-	5 341	-	-	258	-	-	3 154	-	
8.5	10	Benefits upon insolvency of employer	-	2 292	-	-	284	-	-	1 013	-	
9		Early retirement	-	-	-	-	-	-	-	-	-	
2-7	1 263	Total LMP measures (categories 2-7)	7 832	7 015	180	1 046	895	4 727	4 207			
8-9	11 858 s	Total LMP supports (categories 8-9)	41 232 s	23 227 s	1 373 s	5 661 s	3 463 s	22 286 s	13 810 s			

Key : Not available; : Not significant; - Not applicable or real zero or zero by default; 0 or 0.00 Less than half of the unit used; e Eurostat estimate; s Estimated value; u Unreliable or uncertain data; participant data complete for interventions covering >=80% but <100% of expenditure; p Provisional data; b Break in series

Source Eurostat, LMP database: [lmp_partime_ee](#)

C.4.7 LMP participants by intervention and by type of action, 2008: Ireland

 Category, intervention number and name		Number of participants												
		Men and women					Women							
		Total		Under 25s			Total		Total					
		16 Stock	17 Entrants	18 Exits	16 Stock	17 Entrants	18 Exits	16 Stock	17 Entrants	18 Exits	Notes			
1	Labour market services	5 522 e	:	:	:	:	:	:	:	:	:	:	:	
1.1	15 Job clubs	22	706	641	8	175	155	7	309	290	1			1
55	Technical Employment Support Grant	5 500 e	:	:	:	:	:	:	:	:	:	:	:	2,3
2	Training	34 457	:	27 412 u	15 104	:	:	18 509	:	16 053 u				
51	Specialist Training Providers	2 050	1 860	1 444	655	560	415	999	874	714	3			3
2.1	10 Back to education allowance (BTEA)	7 886	:	:	1 822	:	:	3 338	:	:	3			3
35	VTOS (Vocational training opportunities scheme)	5 568	:	3 968	789	:	:	3 535	:	2 728	3			3
38	Bridging Foundation	1 937	6 858	6 051	584	2 057	1 769	1 035	3 632	3 343	3			3
39	Specific Skills Training	2 860	6 690	5 701	937	2 197	1 848	1 420	3 187	2 757	3			3
43	Return to Work	313	837	801	17	87	83	285	721	671				
62	Senior Traveller Training Centres (STTC)	1 070	575	653	415	:	:	920	485	564				
2.2	45 Local Training Initiative	2 501	3 301	2 665	935	1 417	1 089	1 730	2 144	1 816				
2.3	34 Youthreach	5 570	1 887	2 222	5 570	1 887	2 222	2 609	793	1 078	3			3
40	Traineeship	2 219	2 944	2 228	988	1 258	939	1 448	1 897	1 517				
41	Foundation/Progression in Community Training Centres	2 483	2 563	1 679	2 392	2 454	1 611	1 190	1 218	865				
3	Job rotation and job sharing	-	-	-	-	-	-	-	-	-				
4	Employment incentives	4 519	:	:	250 u	:	:	1 791	:	:				
4.1	4 Back to work allowance	3 558	:	:	250	:	:	1 703	:	:	3			3
5	PRSI Exemption scheme	777	:	:	:	:	:	:	:	:	3			3
7	Part-time job incentive scheme	184	:	:	:	:	:	88	:	:	3			3
5	Supported employment and rehabilitation	3 229 e	:	:	:	:	:	:	:	:				
5.1	52 Supported Employment Programme	2 301 e	:	:	:	:	:	:	:	:	3			3
60	Wage subsidy scheme	928	197	106	213	43	36	289	70	31				
6	Direct job creation	24 363	32 452	31 722	439	752	788	13 626	18 678	18 258				
23	Community employment scheme	22 900	30 980	30 292	439	752	788	12 911	17 954	17 559	3			3
37	Job Initiative	1 463	1 472	1 430	-	-	-	715	724	699				
7	Start-up incentives	4 604	1 811	:	108	:	:	1 275	:	:				
3	Back to work enterprise allowance (BWEA)	4 604	1 811	:	108	:	:	1 275	:	:	3			3

C.4.7 LMP participants by intervention and by type of action, 2008: Ireland

Category, intervention number and name	Number of participants												Notes
	Men and women						Women						
	Total		Under 25s		18 Exits		Total		17 Entrants		18 Exits		
16 Stock	17 Entrants	16 Stock	17 Entrants	18 Exits	18 Exits	16 Stock	17 Entrants	16 Stock	17 Entrants	18 Exits	18 Exits		
8 Out-of-work income maintenance and support	220 288	490 807	49 786 s	117 953 u	370 997	370 997	49 786 s	117 953 u	370 997	49 786 s	117 953 u	370 997	
8.1 1 Unemployment benefit	103 004	282 851	17 126 s	57 736	209 524	209 524	17 126 s	57 736	209 524	17 126 s	57 736	209 524	
8.2 2 Unemployment assistance	113 643	155 319	32 386 s	60 217	108 836	108 836	32 386 s	60 217	108 836	32 386 s	60 217	108 836	
8.2 64 Systematic short-time	3 641		274				274			274			
8.4 49 Redundancy Payments	-	40 607	-		40 607	40 607	-		40 607	-		40 607	
8.5 50 Insolvency Payments	-	12 030	-		12 030	12 030	-		12 030	-		12 030	
9 Early retirement	8 975												
9.2 12 Pre-retirement allowance	8 975												3
2-7 Total LMP measures (categories 2-7)	71 172 e		16 114 u		59 240 u	59 240 u	16 114 u		16 114 u			59 240 u	
8-9 Total LMP supports (categories 8-9)	229 263	490 807 u	49 786 s	117 953 u	370 997 u	370 997 u	49 786 s	117 953 u	370 997 u	49 786 s	117 953 u	370 997 u	

Key : Not available; :n Not significant; - Not applicable or real zero or zero by default; 0 or 0.00 Less than half of the unit used; e Estimated value; s Eurostat estimate; u Unreliable or uncertain data: participant data complete for interventions covering >=80% but <100% of expenditure; p Provisional data; b Break in series

Source Eurostat, LMP database: imp_partime_ie

1 Covers both FAS and LES funded Jobs Clubs.

2 High Support Process (HSP) changed its name to Technical Employment Support Grant (TESG) in 2007 when it was paired with a new grant subsidy called Customised Training Fund.

3 Stock: end-year figure.

C.4.8 LMP participants by intervention and by type of action, 2008: Greece

LMP Number	Category, intervention number and name	Number of participants												Notes
		Men and women						Women						
		Total			Under 25s			Total			Total			
		16 Stock	17 Entrants	18 Exits	16 Stock	17 Entrants	18 Exits	16 Stock	17 Entrants	18 Exits	16 Stock	17 Entrants	18 Exits	
1	Labour market services	560	5 048	5 530	95	749	821	416	3 054	3 472				
1.1	Counselling - vocational guidance	560	5 048	5 530	95	749	821	416	3 054	3 472				1
2	Training	14 526 e	94 859 e	:	:	:	:	10 292 u	71 892 u	:				
2.1	Continuous vocational training programme	3 865	41 592	49 341	729	11 288	12 514	3 001	35 046	41 005				1
37	Training for unemployed seamen (Ministry of Merchant Marine)	572	2 286	2 286	97	387	387	8	34	34				
82	[Component] Subsidy programme for new professionals, new jobs and stage (O.R.P.) - Institutional training (STAGE)	404	1 430	1 958	151	653	824	346	1 164	1 623				2
83	[Component] Subsidy programme for new professionals, new jobs and stage (Women) - Institutional training (STAGE)	30	:	59	3	:	6	30	:	59				1,2
88	Subsidies for the implementation of special training actions in the region of Peloponnese	183	733	689	:	:	:	150	600	564				
89	Subsidies for the implementation of special training actions in the region of Central Macedonia	-	-	-	-	-	-	-	-	-				3
93	Continuing training of health professionals	-	-	-	-	-	-	-	-	-				3
94	Subsidies for the implementation of vocational training in the Region of Epirus	107	215	215	37	75	75	71	142	142				
95	Vocational training of the unemployed, employed and self-employed in certified centres in the South Aegean region	-	-	-	-	-	-	-	-	-				3
102	Vocational training in the prefecture of Crete	122	734	734	:	:	:	92	554	554				
103	Vocational training in the prefecture of Thessaly	374	1 497	1 497	:	:	:	337	1 349	1 349				
104	Greek language courses in Accredited Vocational Training Centres (KEK)	1 075 e	5 376 e	5 376 e	:	:	:	882 e	4 373 e	4 373 e				4
105	Integrated interventions for disadvantaged groups (persons with disabilities and ex-drug users)	709	2 174	2 174	:	:	:	277	848	848				
108	Subsidies for the implementation of special training actions in the region of Ionian Islands	110	660	660	:	:	:	46	279	279				
113	Training for personnel of the Mental Health Structures - Employed at risk	117	700	460	:	:	:	:	:	:				
114	Integrated Programmes for the Promotion of Public Health	367	4 400	4 400	:	:	:	239	2 860	2 860				

C.4.8 LMP participants by intervention and by type of action, 2008: Greece

Category, intervention number and name	Number of participants												
	Men and women						Women						
	Total		Under 25s		18 Exits		Total		17 Entrants		18 Exits		
	16 Stock	17 Entrants	18 Exits	16 Stock	17 Entrants	18 Exits	16 Stock	17 Entrants	18 Exits	16 Stock	17 Entrants	18 Exits	Notes
129 Integrated Interventions for disadvantaged groups (prisoners, long-term unemployed people over 45 years old, HIV positive people)	326	1 476	1 476	:	:	:	235	1 062	1 062				
130 Vocational training in the prefecture of East Macedonia & Thrace	55 e	220	210	11 e	44	43	48 e	191	185				
131 Vocational Training in the prefecture of Attica	281 e	1 685	1 685	110 e	658	658	196 e	1 173	1 173				
132 Subsidies for the implementation of special training actions in the region of Western Greece	170	1 019	959	:	:	:	103	617	793				
2.3 33 Continuous vocational training programmes for the unemployed (Ministry of Labour - KEK)	4 968	26 231	:	:	:	:	3 812	20 125	:				5
97 Training in construction in accredited vocational centres for the unemployed	691	2 431	:	:	:	:	419	1 475	:				
3 Job rotation and job sharing	-	-	-	-	-	-	-	-	-				

C.4.8 LMP participants by intervention and by type of action, 2008: Greece

	Category, intervention number and name	Number of participants												Notes
		Men and women						Women						
		Total		Under 25s		18 Exits		Total		17 Entrants		18 Exits		
		16 Stock	17 Entrants	16 Stock	17 Entrants	16 Stock	17 Entrants	16 Stock	17 Entrants	16 Stock	17 Entrants	16 Stock	18 Exits	
4	Employment incentives	22 741	10 605	4 652	2 577	2 080	14 913	6 829	7 471					
4.1	Programme New Jobs for the unemployed (OAED)	2 022	214	416	54	388	1 205	130	1 187				1,2	
51	Stage programme for the promotion of Employment to the Information Society	51	11	4	4	12	39	9	57				1,2	
60	Programme for the subsidised employment of special social groups	1 921	863	300	170	93	1 022	518	342				1	
63	Programme New Jobs for the unemployed (L.A.E.K.) in 13 prefectures	4 289	1 506	1 100	478	312	3 009	1 098	718					
66	Programme New Jobs for the unemployed aged 18-30 years old	4 103	2 047	1 163	838	645	3 052	1 518	2 216					
73	Programme for the subsidized employment of special social groups - ESF	1 186	851	100	105	30	783	518	333				1	
82	[Component] Subsidy programme for new professionals, new jobs and stage (O.R.P) - New jobs	1 168	107	196	37	123	735	56	574				2	
83	[Component] Subsidy programme for new professionals, new jobs and stage (Women) - New jobs	60	:	9	:	11	60	:	68				1,2	
110	[Component] Subsidy programmes (Integrated Interventions) with a local focus - Employment Incentives Recruitment - NJP	4 297	2 316	1 013	646	246	2 464	1 314	534				1	
111	Programme New Jobs for the unemployed aged over 45 years old	1 063	976	-	-	-	619	564	39				1	
117	Programme for the subsidized employment of unemployed receiving unemployment benefit	276	266	25	32	5	162	142	64				1	
118	Subsidy programme for New Jobs "Afforestation and Flood Gate Projects"	330	497	54	79	34	140	207	80				1	
119	Stage programme in Health and Social Solidarity sectors	117	155	21	29	9	92	127	49				1	
120	Stage programme in Local Government Bodies	698	371	96	60	9	560	262	63				1	
121	Stage programme in the Public Sector	361	69	58	7	52	308	61	332				1,2	
122	Stage programme in OAED's services	401	184	45	10	61	335	159	422				1,2	
123	Stage programme in Social Security Institutions	267	48	31	5	37	223	38	319				1,2	
124	Stage programme in Greek Chambers	32	40	6	6	3	26	32	12				1	
125	Stage programme in Attica Prefecture public offices	21	28	3	7	6	16	26	25				1	
126	Stage programme in Social Care Units	47	45	8	9	3	39	40	21				1	
127	Stage programme "Community Initiative EQUAL"	31	11	4	1	1	24	10	16				1,2	
5	Supported employment and rehabilitation	34	308	1	28	30	26	272	323					
5.2	1 Training programmes for people with mental retardation	34	308	1	28	30	26	272	323				1	

C.4.8 LMP participants by intervention and by type of action, 2008: Greece

	Category, intervention number and name	Number of participants													
		Men and women						Women						Notes	
		Total		Under 25s		18 Exits		Total		17 Entrants		18 Exits			
		16 Stock	17 Entrants	16 Stock	17 Entrants	16 Stock	17 Entrants	16 Stock	17 Entrants	16 Stock	17 Entrants	16 Stock	17 Entrants		18 Exits
6	Direct job creation	880	1 033	:	:	:	:	610	717	:	:	610	717	:	:
96	Employment promotion actions with the active participation of NGOs (for the unemployed) - First Cycle	880	1 033	:	:	:	:	610	717	:	:	610	717	:	:
7	Start-up incentives	4 718	1 580	8 165	2 716	435	173	2 549	817	4 369	2				
74	Subsidy programme for New Professionals in the sectors of culture and environment	112	-	105	3	4	-	61	-	55	2				
82	[Component] Subsidy programme for new professionals, new jobs and stage (O.R.P.) - New professionals	261	21	411	30	20	4	161	15	249	2				
83	[Component] Subsidy programme for new professionals, new jobs and stage (Women) - New professionals	55	:	52	1	2	:	55	:	52	1,2				
98	Subsidy programme for new freelance professionals (Year 2006)	1 743	28	5 284	2 464	137	1	918	13	2 755	1,2				
110	[Component] Subsidy programmes (Integrated Interventions) with a local focus - Start-Up Incentives	779	811	649	77	102	105	389	383	351	1				
112	Subsidy programme for new professionals - New Scientists	148	68	176	4	6	6	65	26	79	1,2				
115	Subsidy joint programme for new professionals - "Business Decentralisation" / "Large Families"	194	:	214	29	26	:	125	:	135	1				
116	Subsidy programme for new professionals - "General (Year 2007)"	1 426	652	1 274	108	138	57	775	380	693	1				
8	Out-of-work income maintenance and support	219 385 e	563 941	:	:	:	:	:	:	:	:	:	:	:	:
8.1	Unemployment benefit	130 057	404 945	:	:	:	:	:	:	:	:	:	:	:	6
23	Special unemployment assistance for those exceeding the unemployment benefit period	1 196 e	7 174	:	:	:	:	:	:	:	:	:	:	:	
24	Special assistance following a trimester of registered unemployment	176 e	703	:	:	:	:	:	:	:	:	:	:	:	
27	National system of protection from unemployment - ESPA (benefit for young unemployed)	685 e	1 645	:	:	:	:	:	:	:	:	:	:	:	
28	Special assistance for ex-offenders	476 e	1 905	:	:	:	:	:	:	:	:	:	:	:	
29	Special assistance for former political refugees and repatriated	16 e	65	:	:	:	:	:	:	:	:	:	:	:	
58	Special seasonal assistance	85 417 e	146 429	:	:	:	:	:	:	:	:	:	:	:	
71	Assistance for long-term unemployed	1 362 e	1 075	:	:	:	:	:	:	:	:	:	:	:	

C.4.8 LMP participants by intervention and by type of action, 2008: Greece

Category, intervention number and name	Number of participants												
	Men and women						Women						
	Total		Under 25s		Total		16 Stock		17 Entrants		18 Exits		
	16 Stock	17 Entrants	18 Exits	16 Stock	17 Entrants	18 Exits	16 Stock	17 Entrants	18 Exits	16 Stock	17 Entrants	18 Exits	Notes
9 Early retirement	-	-	-	-	-	-	-	-	-	-	-	-	
2-7 Total LMP measures (categories 2-7)	42 899 e	108 385 e	:	:	:	:	28 390 u	80 527 u	:	:	:	:	
8-9 Total LMP supports (categories 8-9)	219 385 e	563 941	:	:	:	:	:	:	:	:	:	:	

Key : Not available; :n Not significant; - Not applicable or real zero or zero by default; 0 or 0.00 Less than half of the unit used; e Eurostat estimate; s Estimated value; u Unreliable or uncertain data; participant data complete for interventions covering >=80% but <100% of expenditure; p Provisional data; b Break in series


Source Eurostat, LMP database: [lmp_partme_gr](#)

- 1 Stock: average of two end-year figures.
- 2 Intervention coming to an end.
- 3 Intervention not applied in 2008.
- 4 Data refer to 2007.
- 5 Entrants: total beneficiaries (new starts plus end-year stock).
- 6 Stock: end-year figure.

C.4.9 LMP participants by intervention and by type of action, 2008: Spain

	Category, intervention number and name	Number of participants												
		Men and women						Women						
		Total		Under 25s		18 Exits		Total		17 Entrants		18 Exits		
		16 Stock	17 Entrants	16 Stock	17 Entrants	18 Exits	16 Stock	17 Entrants	16 Stock	17 Entrants	18 Exits	18 Exits		
1	Labour market services	4 518	44 569	1 060 s	9 499	2 618	26 584	2 318	24 568	370 s	3 921	1 475	15 635	
1.1	Experimental programmes for vocational integration	2 200	20 001	690	5 578	1 143	10 949	2 200	20 001	11 079	2 806	5 773	1	
67	Experimental programmes for vocational integration (measure ES-60 regions)													
2	Training	199 301 u	520 990 u	1 050 231 u	161 477 u	102 082 u	281 121 u	77 927	236 143	292 093	81 025	43 422	168 999	
2.1	National plan for vocational training and integration (Plan FIP)	30 285	151 187	46 844	11 567	18 160	89 562							1
35	National plan for vocational training and integration (Plan FIP, measure ES-8 regions)			696 813	49 295								196 503	
2.2	Vocational training in sectors at risk of job losses	44 810	78 986	34 020 s	59 967	18 504 s	32 616							
14	Incentives for training contracts	7 424	15 621	8 123	860	2 670	7 301						4 230	1
62	Vocational training in sectors at risk of job losses (measure ES-10 regions)													
63	Incentives for training contracts (measure ES-14 regions)													2
2.3	Training at the workplace (employment and training - E.T, C.O and T.E.)	38 855	39 053	36 358	18 730	19 326	20 060						17 628	
9	Training at the workplace (employment and training - E.T, CO and TE, measure ES-9 regions)													2
49	Training at the workplace (employment and training - E.T, CO and TE, measure ES-9 regions)													
3	Job rotation and job sharing	93 810	86 925	27 083 s	25 091	77 983 s	72 344	93 736	86 315	27 067 s	24 924	77 910 s	71 742	
3.1	Job rotation: temporary work contracts	74	610	16	167	73	602							
41	Job rotation: temporary work contracts (measure ES-17 regions)													
4	Employment incentives	1 976 803 u	501 042	587 591 u	138 758	1 193 058 u	312 507	1 903 571	334 936	570 754 s	100 425	1 141 764 s	200 895	
4.1	Incentives for open ended employment contracts	70 409	125 828	16 168 s	28 894	49 525 s	88 506							
16	Incentives for temporary contracts	2 823	35 760	8 040	1 477	1 769	20 969						4 582	1
36	Incentives for open ended employment contracts (measure ES-11 regions)													
40	Incentives for temporary contracts (measure ES-16 regions)		4 518	3 130	727		2 137						1 380	3

C.4.9 LMP participants by intervention and by type of action, 2008: Spain

 Category, intervention number and name		Number of participants												
		Men and women						Women						
		Total		Under 25s		18 Exits		Total		17 Entrants		18 Exits		
		16 Stock	17 Entrants	16 Stock	17 Entrants	18 Exits	16 Stock	17 Entrants	16 Stock	17 Entrants	18 Exits	18 Exits	Notes	
5	Supported employment and rehabilitation													
5.1	3	54 472	34 520	33 267	2 905	2 267	2 200	22 094	13 950	13 503				
		54 146	29 706	31 221	2 861	1 569	1 650	21 964	12 050	12 665				
	34	326	4 814	2 046	44	698	550	130	1 900	838				1
6	Direct job creation													
18	Direct job creation		197 271	195 029		28 161	27 930		113 401	112 058				
19	Promotion of agricultural employment in Andalucía, Extremadura and under-developed rural areas		192 668	192 668		27 650	27 650		111 021	111 021				4
42	Direct job creation (measure ES-18 regions)													4
52	Promotion of agricultural employment in under-developed rural areas (measure ES-19 regions)		4 603	2 361		511	280		2 380	1 037				3,5
														5
7	Start-up incentives													
20	Capitalisation of unemployment benefits	392 020 u			6 621 u			39 399 u						
21	Promotion of self-employment and local development	164 196			5 990			36 927						
22	Financial aid for the integration of returning emigrants		13 831	9 820		1 149	811		5 342	3 843				6
23	Promotion of employment in co-operatives (job creation and maintenance)	21 e			1 e			7 e						7
24	Promotion of local employment initiatives		1 448	1 448		81	81		539	539				
25	Reduction of social contributions to promote self-employment and social enterprises	223 271												6
43	Promotion of self-employment (measure ES-21 regions)	2 069	43 904	6 167	232	3 749	870	1 089	21 398	3 646				1
44	Promotion of employment in co-operatives (job creation and maintenance) (measure ES-23 regions)		1 231	1 176		165	159		615	587				3
45	Promotion of local employment initiatives (measure ES-24 regions)													6
46	Reduction of social contributions to promote self-employment and social enterprises (measure ES-25 regions)	2 463	10 262		398	1 607		1 376	5 169					8

C.4.9 LMP participants by intervention and by type of action, 2008: Spain

	Category, intervention number and name	Number of participants											
		Men and women						Women					
		Total		Under 25s		18 Exits		Total		17 Entrants		18 Exits	
		16 Stock	17 Entrants	16 Stock	17 Entrants	18 Exits	16 Stock	17 Entrants	18 Exits	16 Stock	17 Entrants	18 Exits	
8	Out-of-work income maintenance and support	1 814 630	5 785 433	5 328 969	558 750	881 253	2 653 642	2 536 106					
8.1	Contributory unemployment benefit	1 097 556	4 116 015	3 796 824	442 217	447 532	1 692 362	1 613 798					
6	Unemployment assistance	479 918	1 182 185	1 102 750	107 889	275 894	709 506	666 929					
7	Assistance for unemployed casual agricultural workers (Agrarian income)	166 266	214 828	223 752	1 920	104 639	139 394	144 400					
32	Active jobseeker's back-to-work allowance	67 567	112 836	110 869	3 957	52 295	87 641	86 459					
8.2	Partial unemployment benefits (contributory)	3 323	96 257	94 774	2 767	893	24 739	24 520					
8.5	Bankruptcy compensation	-	63 312	-	-	-	-	-					
9	Early retirement	47 223	14 056	14 056									
9.1	Early retirement with substitution by another worker	-	2 045	-	-	-	756	-					
27	Replacement contracts	-	40 646	-	-	-	13 112	-					
47	Early retirement with substitution by another worker (measure ES-26 regions)	-	180	-	-	-	41	-					
53	Replacement contracts (measure ES-27 regions)	-	1 749	-	-	-	-	-					
9.2	Early retirement allowance	-	2 603	2 603	-	-	-	-					
33	Early retirement allowance (measure ES-2 regions)	-	-	-	-	-	147	147				2	
2-7	Total LMP measures (categories 2-7)	2 716 406	1 411 424	5 331 572	558 750	1 434 616	826 386	2 536 253					
8-9	Total LMP supports (categories 8-9)	1 814 630	5 832 656	5 328 969	558 750	881 253	2 667 698	2 536 253					

Key : Not available; -n Not significant; - Not applicable or real zero or zero by default; 0 or 0.00 Less than half of the unit used; e Estimated value; s Eurostat estimate; u Unreliable or uncertain data; participant data complete for interventions covering >=80% but <100% of expenditure; p Provisional data; b Break in series

Source Eurostat, LMP database: [lmp_partime_es](#)

1 Stocks and exits are likely to be underestimated because not all regions provided the data.

2 Data on the Autonomous Communities are not available but they are estimated to represent a small share of the total in each LMP category.

3 Exits are likely to be underestimated because not all regions provided the data.

4 ES-18 includes participants of ES-19.

5 ES-42 includes participants of ES-52.

6 ES-21 includes participants of ES-24 and ES-45.

7 Data refer to 2006.

8 Stocks are likely to be underestimated because not all regions provided the data.

C.4.10 LMP participants by intervention and by type of action, 2008: France

	Category, intervention number and name	Number of participants											
		Men and women						Women					
		Total		Under 25s		18 Exits		Total		17 Entrants		18 Exits	
	16 Stock	17 Entrants	18 Exits	16 Stock	17 Entrants	18 Exits	16 Stock	17 Entrants	18 Exits	16 Stock	17 Entrants	18 Exits	Notes
1	Labour market services	2 806 881 u	3 444 723 u	11 874	766 149 u	1 149 788 u	1 509 885 u	1 704 436 u					
1.1	Retraining units	: 11 874 e	11 874	: 11 874	: 357 e	357	: 5 100 e	5 100	: 5 100 e				
53	Personalised services of ANPE	- 814 500											1
54	Job search workshops (ANPE)	- 1 372 600											1
55	Appraisal services of ANPE	- 381 900											1
56	Support services of ANPE	- 84 100											1
57	Guidance and monitoring services of AFPA	- 403 835			- 113 858		- 150 386						
79	Individual guidance for young people (CIVIS)	271 517	180 083	170 770	268 143 p	175 325 p	151 484 p	100 954 p	92 672 p				2,3
84	[Component] Personal retraining agreement (CRP) - Individual retraining services	39 832	63 011	47 149	2 708	4 795	20 727	30 511	24 087				
86	Privately operated placement services for benefit recipients	:	:	:	:	:	:	:	:				1
93	Accelerated search process (PPAE 1)	26 422	136 000		8 559 e	45 191	9 757	50 131					
94	Active search process (PPAE 2)	1 366 725	1 814 648		263 214 e	522 171	748 728	934 680					
95	Accompanied search process (PPAE 3)	985 728	748 515		215 821 e	277 574	537 238	405 183					
96	Process for new company creators (PPAE-CE)	115 420	80 391		7 619 e	7 646	41 383	24 660					
99	[Component] Transition-to-work contract (CTP) - Guidance services	1 237	3 542	3 210	85	309	568	1 605	1 452				4
100	Autonomy contract	:	2 824			2 562		1 226					5
1.A	Adjustment for double counting, category 1	-	-2 653 100		-		-						6

C.4.10 LMP participants by intervention and by type of action, 2008: France

	Category, intervention number and name	Number of participants												Notes
		Men and women						Women						
		Total			Under 25s			Total			Total			
		16 Stock	17 Entrants	18 Exits	16 Stock	17 Entrants	18 Exits	16 Stock	17 Entrants	18 Exits	16 Stock	17 Entrants	18 Exits	
2	Training	587 552 e	868 231 e	835 184 u	432 643 u	453 565 u	282 387 u	379 408 u	:	:	:	:	:	
18	Training allowance - public system	-	-	-	-	-	-	-	-	-	-	-	-	7
63	Back-to-work support - training allowance (AREF)	91 854	244	66 558	26 174	49	54 290	165	19 381	34 601	4,8			
64	Training support (PARE)	22 348	55 119	56 852	:	:	:	:	:	:	9			
84	[Component] Personal retraining agreement (CRP) - Special retraining allowance	39 832	63 011	47 149	2 708	4 795	20 727	30 511	2 656	24 087	2,3			
99	[Component] Transition-to-work contract (CTP) - Training allowances	1 237	3 542	3 210	85	309	568	1 605	253	1 452	4			
2.1	Courses offered by the Association for Adult Vocational Training (AFPA)	31 605	97 308	93 888	9 245	32 036	11 126	37 586	30 466	35 650	3			
11	Courses for specific groups (IRILL)	2 620 e	34 000 e	:	:	10 060 e	:	15 180 e	:	:				
70	Training agreements (PARE)	13 368	45 482	42 546	2 561	8 713	5 627	19 144	8 150	17 908				
85	Training courses organised by the regions	189 938 e	357 416	390 635 e	91 354 e	171 905 e	109 789 e	206 595 e	:	:				
101	Voluntary contract for integration (CVI)	1 570	3 423	:	1 570	3 423	:	:	:	:				
2.2	FNE conventions on training and retraining	450 e	1 319	:	:	:	:	:	:	:				
2.3	Training actions prior to recruitment (AFPE/PARE)	4 401	27 768	27 760	866	5 462	1 835	11 579	5 460	11 576				
88	Actions prior to recruitment (APR)	2 852 e	16 986	17 200 e	:	:	:	:	:	:				
2.4	Exemptions and subsidies for recruitment of apprentices	299 679 e	217 976	212 796 e	298 080 e	216 813	78 425 e	57 043	:	:				
2.A	Adjustment for double counting, category 2	- 114 202	- 55 363	- 123 410	:	:	:	:	:	:				
3	Job rotation and job sharing	-	-	-	-	-	-	-	-	-				

C.4.10 LMP participants by intervention and by type of action, 2008: France

	Category, intervention number and name	Number of participants												Notes
		Men and women						Women						
		Total		Under 25s		18 Exits		Total		17 Entrants		18 Exits		
16 Stock	17 Entrants	16 Stock	17 Entrants	16 Stock	18 Exits	16 Stock	17 Entrants	16 Stock	17 Entrants	16 Stock	18 Exits			
4	Employment incentives	:	463 734 u	:	:	:	:	:	:	:	:	:		
4.1	26 Employment-initiative contract (CIE)	33 312 e	-	18 917 e	:	- e	:	14 324 e	-	:	:	:	10	
	32 Degressive temporary allowance	7 803 e	4 508	4 136 e	:	48	:	:	1 337	:	:	:		
	36 Economic integration enterprises	12 921	20 537	14 919	:	3 494	:	4 881	7 758	:	:	:		
	37 Intermediary associations	46 903 e	:	:	:	:	:	:	:	:	:	:		
	49 Aid granted by the Association for the vocational integration of the disabled (AGEFIPH)	:	139 340 e	:	:	:	:	:	:	:	:	:		
	61 Enterprises providing temporary work for integration purposes	10 160	24 020	17 166	:	7 697	:	2 876	6 798	:	:	:		
	65 Degressive support to employer (PARE)	12 582	5 402	3 097 e	:	40	:	4 190	2 029	:	:	1 039 e		
	66 Mobility support (PARE)	-	13 000 e	:	:	:	:	-	:	:	:	:		
	67 Youth-in-business contract	96 617	22 247	73 047	:	22 000 e	:	27 870	:	:	:	20 747	11	
	76 Professionalisation contract	194 939	177 801	162 397	:	137 232	:	92 654	84 508	:	:	:		
	80 Minimum-earned-income integration contract (CI-RMA)	19 311	21 463	21 577	:	748	:	8 087	8 961	:	:	8 779		
	81 Employment-initiative contract (CIE-PCS)	18 981	35 322	34 887	:	11 380	:	8 431	15 202	:	:	15 474		
	98 Financial support and back-to-work grants	:	:	:	:	:	:	:	:	:	:	:	12	
4.2	33 Retraining leave	29	94	:	:	:	:	:	:	:	:	:		
5	Supported employment and rehabilitation	134 436 e	:	:	:	:	:	:	:	:	:	:		
5.1	91 Supported contracts for disabled (ESAT)	114 811 e	:	:	:	:	:	:	:	:	:	:	13	
	92 Adapted firms	19 625 e	:	:	:	:	:	:	:	:	:	:	13	
6	Direct job creation	233 101 e	155 625	227 344 e	:	32 274	:	41 666 u	97 848	:	51 270 u	142 515 u		
	40 Consolidated employment contract (CEC)	1 242 e	-	1 159 e	:	-	:	:	-	:	:	:	11,14	
	46 Youth employment contract	6 628	977	5 285	:	384	:	3 231	714	:	2 523	3 157	11	
	82 Contract for the future (CAV)	93 998	52 684	70 762	:	2 592	:	3 395	27 008	:	3 128	37 752		
	83 Employment assistance contract (CAE)	131 233	101 964	150 138	:	29 298	:	35 040	70 126	:	45 619	101 606		
7	Start-up incentives	130 016 e	121 230 e	113 294 e	:	10 086 u	:	10 817 u	39 412 u	:	9 426 u	36 832 u		
	38 Aid for the unemployed setting-up or rescuing a company	130 016 e	121 230 e	113 294 e	:	10 086 e	:	10 817 e	39 412 e	:	9 426 e	36 832 e		
	38bis Consultancy cheque-book for business creation	-	-	-	:	-	:	-	-	:	-	-	15	
	59 Support for new business development	8 776 e	4 619 e	7 486 e	:	:	:	:	:	:	:	:	15	
7.A	77 Adjustment for double counting, category 7	- 8 776 e	- 4 619 e	- 7 486 e	:	:	:	:	:	:	:	:		

C.4.10 LMP participants by intervention and by type of action, 2008: France

LMP participant	Category, intervention number and name	Number of participants											
		Men and women						Women					
		Total		Under 25s		Total		Total		17 Entrants		18 Exits	
		16 Stock	17 Entrants	18 Exits	16 Stock	17 Entrants	18 Exits	16 Stock	17 Entrants	18 Exits	16 Stock	17 Entrants	18 Exits
8	Out-of-work income maintenance and support	2 242 001 e	2 168 960 u	2 118 175 u	274 747 u	471 622 u	342 721 u	1 059 467 u	1 036 671 u	1 061 304 u			
8.1	Back-to-work support allowance (Unemployment insurance system)	1 830 606	1 988 161	1 905 801	269 596	461 837	336 274	906 326	956 080	962 928		4	
3	Specific solidarity allowance (Solidarity scheme)	325 538	128 358	165 522	264	625	309	149 179	60 273	79 896		4	
72	Pension equivalent allowance (Solidarity scheme)	66 915	24 862	25 682	-	-	-	40 101	14 065	12 803		4	
89	Temporary delay allowance (ATA)	16 452	27 579	21 170	4 887	9 160	6 138	3 861	6 253	5 677		4	
8.2	Partial unemployment	2 490 e	:	:	:	:	:	:	:	:		:	
9	Early retirement	38 962	2 270	:	-	-	:	11 581	942	:			
9.1	Job-substitution allowance	87	-	83	-	-	-	87	-	83		4,11	
34	Phased early retirement	8 817	-	6 402	-	-	-	4 199	-	3 027		11	
9.2	FNE special redundancy allowance	13 274	2 002	4 921	-	-	-	4 637	815	1 704		4	
62	Early retirement for special groups of employees (CATS)	16 784	268	:	-	-	-	2 658	127	:		4	
2-7	Total LMP measures (categories 2-7)	1 538 663 u	1 608 820 u	1 525 965 u	737 849 u	678 564 u	:	:	:	:			
8-9	Total LMP supports (categories 8-9)	2 280 963 e	2 171 230 u	2 129 581 u	274 747 u	471 622 u	342 721 u	1 111 048 u	1 037 613 u	1 066 118 u			

Key : Not available; :n Not significant; - Not applicable or real zero or zero by default; 0 or 0.00 Less than half of the unit used; e Estimated value; s Eurostat estimate; u Unreliable or uncertain data; participant data complete for interventions covering >=80% but <100% of expenditure; p Provisional data; b Break in series

Source Eurostat, LMP database: [lmp_partime_fr](#)

1 Participants are already counted under FR-93 to FR-96.

2 Participants counted in categories 1 and 2 are the same persons who benefit from guidance and follow-up services during their (re)training.

3 Stock: end-year figure.

4 Stock: average of two end-year figures.

5 New intervention which started in October 2008.

6 Participant data for FR-53 to FR-56 and FR-86 are already included under new interventions FR-93 to FR-96.

7 Beneficiaries of training allowances are already counted in interventions FR-10, FR-11 and FR-85.

8 Beneficiaries of training allowances are already counted in other training measures (FR-64, 70, 71 as well as FR-10, FR-11 and FR-85).

9 All beneficiaries would be double-counted with participants in other training measures (FR-70, FR-71).

10 Intervention coming to an end (replaced by FR-81).

11 Intervention coming to an end.

12 Most of the participants are already included under other interventions in categories 4, 6, 7 or 8.

13 Stock: other one-off observation.

14 Replaced by FR-82 and FR-83 since May 2005.

15 Beneficiaries are already counted in FR-38 (ACCRES).

C.4.11 LMP participants by intervention and by type of action, 2008: Italy

	Category, intervention number and name	Number of participants											
		Men and women						Women					
		Total		Under 25s		18 Exits		Total		17 Entrants		18 Exits	
	16 Stock	17 Entrants	18 Exits	16 Stock	17 Entrants	18 Exits	16 Stock	17 Entrants	18 Exits	16 Stock	17 Entrants	18 Exits	Notes
4	Employment incentives	612 748 u	:	:	:	:	276 793 u	:	:	:	:	:	
4.1	Reintegration contracts	122	:	:	:	:	71	:	:	:	:	:	
32	Reintegration of managers in SMEs	65	:	:	:	:	3	:	:	:	:	:	
35	Incentives for taking on employees in CIGS	609	:	:	:	:	173	:	:	:	:	:	
36	Incentives for taking on long-term unemployed	369 119	:	:	:	:	179 721	:	:	:	:	:	
51	Total triennial relief	2 000 s	:	:	:	:	:	:	:	:	:	:	2
53	Vocational integration schemes	72	:	:	:	:	:	:	:	:	:	:	
55	[Component] Subsidies for the reinsertion of ex-LSU - Labour cost subsidies	: n	:	:	:	:	: n	:	:	:	:	:	2
59	Conversion of temporary apprenticeship contracts into permanent ones	80 649	:	:	:	:	32 843	:	:	:	:	:	
60	Conversion of temporary training & work contracts into permanent ones	49	:	:	:	:	24	:	:	:	:	:	2
67	Exemption from social contributions for disadvantaged workers in social co-operatives	20 813	:	:	:	:	7 456	:	:	:	:	:	
90	Incentives for employment of disabled people	2 938	:	:	:	:	1 139	:	:	:	:	:	
107	ESF Co-financed Actions 2000-2006 - Incentives for hiring	:	3 059	:	:	:	:	:	:	:	:	:	
109	ESF Co-financed Actions 2000-2006 - mobility allowance	: n	:	:	:	:	: n	:	:	:	:	:	2
110	ESF Co-financed Actions 2000-2006 - Job grants	: n	149	:	:	:	: n	:	:	:	:	:	
113	ESF Co-financed Actions 2000-2006 - Other work experience	: n	101	:	:	:	: n	:	:	:	:	:	
120	Integration of prisoners into work	:	:	:	:	:	:	:	:	:	:	:	
4.2	Realignment contracts	11	:	:	:	:	5	:	:	:	:	:	
4Mixed 3	Incentives for hiring those registered in mobility lists	136 301	:	:	:	:	2 293	:	:	:	:	:	


C.4.11 LMP participants by intervention and by type of action, 2008: Italy

Category, intervention number and name	Number of participants									
	Men and women					Women				
	Total		Under 25s			Total		Total		
	16 Stock	17 Entrants	18 Exits	16 Stock	17 Entrants	18 Exits	16 Stock	17 Entrants	18 Exits	Notes
5 Supported employment and rehabilitation	-	-	-	-	-	-	-	-	-	-
6 Direct job creation	23 206 u	720 u	3 775 u	- u	- u	- u	11 229 u	420 u	1 506 u	
11 Socially useful work (LSU)	23 206	720	3 775	-	-	-	11 229	420	1 506	
114 ESF Co-financed Actions 2000-2006 - public utility works	:	:	:	:	:	:	:	:	:	
7 Start-up incentives	5 073 u	7 686	- u	941 u	941 u	- u	:	:	- u	
19 Loans for one-person businesses	5 071	5 071	-	941 e	941 e	-	:	:	-	
55 [Component] Subsidies for the reinsertion of ex-LSU - Self-employed	:	:	:	:	:	:	:	:	:	2
65 Relief for workers under 32 starting their own business	:	:	:	:	:	:	:	:	:	
115 ESF Co-financed Actions 2000-2006 - training for the creation of new enterprises	2	5	:	:	:	:	:	:	:	
116 ESF Co-financed Actions 2000-2006 - Incentives for self-employment	:	1 928	:	:	:	:	:	:	:	
117 ESF Co-financed Actions 2000-2006 - Integrated steps for business creation	:	682	:	:	:	:	:	:	:	

C.4.11 LMP participants by intervention and by type of action, 2008: Italy

	Category, intervention number and name	Number of participants												Notes
		Men and women						Women						
		Total			Under 25s			Total			Total			
		16 Stock	17 Entrants	18 Exits	16 Stock	17 Entrants	18 Exits	16 Stock	17 Entrants	18 Exits	16 Stock	17 Entrants	18 Exits	
8	Out-of-work income maintenance and support	728 103 u	:	:	:	28 131 u	:	:	:	313 715 u	:	:	:	
8.1	Mobility allowance	88 556	:	87 202	:	521	:	993	:	38 108	:	35 409	:	35 855
71	Ordinary unemployment benefit (outside agriculture)	239 213	:	:	:	8 553	:	:	:	127 027	:	:	:	:
72	Ordinary unemployment benefit with reduced requirements (outside agriculture)	138 142	:	:	:	11 058	:	:	:	78 004	:	:	:	:
73	Ordinary unemployment benefit in the agricultural sector	36 000	:	:	:	2 271	:	:	:	21 150	:	:	:	:
74	Special unemployment benefit in the agricultural sector (66%)	42 761	:	:	:	1 911	:	:	:	14 635	:	:	:	:
75	Special unemployment benefit in the agricultural sector (40%)	48 455	:	:	:	2 674	:	:	:	28 762	:	:	:	:
76	Unemployment benefit with reduced requirements in the agricultural sector	2 335	:	:	:	225	:	:	:	1 229	:	:	:	:
77	Special unemployment benefit in the construction sector	3 403	:	:	:	95	:	:	:	44	:	:	:	:
78	Ordinary unemployment benefit in the construction sector	33 990	:	:	:	823	:	:	:	784	:	:	:	:
94	Special solidarity funds in credit industry: extraordinary cheques	10 002	:	:	:	-	:	:	:	2 908	:	:	:	3
96	Special solidarity funds in cooperative credit industry: extraordinary cheques	42	:	:	:	-	:	:	:	9	:	:	:	3
97	Special solidarity funds in insurance industry: extraordinary cheques	:	:	:	:	:	:	:	:	:	:	:	:	2
98	Special solidarity funds in Government sector: extraordinary cheques	161	:	:	:	-	:	:	:	42	:	:	:	3
125	Special solidarity funds: treasury tax collection employees - extraordinary cheques	:	:	:	:	:	:	:	:	:	:	:	:	:
126	Special solidarity funds: Poste Italiane spa - extraordinary cheques	1 920	:	:	:	-	:	:	:	1 013	:	:	:	:
127	Special solidarity funds: Air Sector employees	:	:	:	:	:	:	:	:	:	:	:	:	:
8.2	[Component] Solidarity contracts - Defensive solidarity contracts	-	:	-	:	-	:	-	:	-	:	-	:	1
80	Ordinary Wage Compensation Fund	34 540	:	:	:	:	:	:	:	:	:	:	:	:
81	Extraordinary Wage Compensation Fund	48 583	:	:	:	:	:	:	:	:	:	:	:	:

C.4.11 LMP participants by intervention and by type of action, 2008: Italy

Category, intervention number and name	Number of participants												
	Men and women						Women						
	Total		Under 25s		18 Exits		Total		17 Entrants		18 Exits		
	16 Stock	17 Entrants	18 Exits	16 Stock	17 Entrants	18 Exits	16 Stock	17 Entrants	18 Exits	16 Stock	17 Entrants	18 Exits	Notes
 9 Early retirement		38 157	:	:	-	:	2 613	:	:		:	:	
9.2 Early retirement		38 157	:	:	-	:	2 613	:	:		:	:	4
2-7 Total LMP measures (categories 2-7)		1 460 834 u	:	:	524 590 u	:	609 554 u	:	:		:	:	
8-9 Total LMP supports (categories 8-9)		766 260 u	:	:	28 131 u	:	316 328 u	:	:		:	:	

Key : Not available; :n Not significant; - Not applicable or real zero or zero by default; 0 or 0.00 Less than half of the unit used; e Estimated value; s Eurostat estimate; u Unreliable or uncertain data; participant data complete for interventions covering >=80% but <100% of expenditure; p Provisional data; b Break in series

Source Eurostat, LMP database: [lmp_partime_it](#)

1 Beneficiaries of defensive contracts are registered under interventions IT-80 and IT-81 in category 8.

2 Intervention coming to an end.

3 Stock: end-year figure.

4 Stock: start-year figure.

C.4.12 LMP participants by intervention and by type of action, 2008: Cyprus

	Category, intervention number and name	Number of participants												Notes
		Men and women						Women						
		Total		Under 25s		18 Exits		Total		17 Entrants		18 Exits		
16 Stock	17 Entrants	16 Stock	17 Entrants	16 Stock	17 Entrants	16 Stock	17 Entrants	16 Stock	17 Entrants	16 Stock	17 Entrants	18 Exits	Notes	
1	Labour market services	1 550 e	3 557 e	1 883 e	1 883 e	352 e	746 e	395 e	1 162 e	2 667 e	1 412 e	1 412 e		
1.1	9 [Component] Public employment services - Individualised Approach	1 550 e	3 557 e	1 883 e	1 883 e	352 e	746 e	395 e	1 162 e	2 667 e	1 412 e	1 412 e		
2	Training	304 u	1 760	1 617	1 617	:	:	:	212 u	1 415	1 379	1 379		
4	Scheme for strengthening the management capacity of enterprises through the utilisation of tertiary-education graduates	:	103	60	60	:	103 s	60 s	:	48	26	26		
6	Multi-company initial training - accelerated training programmes	71 e	141	66	66	:	:	:	2 e	3	3	3		
2.1	3 Improving the computer literacy of the unemployed	77 e	77	77	77	4 e	4	4	67 e	67	67	67	1	
5	[Component] Promotion of employability training for the unemployed -	36 e	376	376	376	4 e	45	45	32 e	332	332	332		
7	[Component] Promotion of employability training for inactive women -	53 e	549	549	549	3 e	30	30	53 e	549	549	549		
8	[Component] Promotion of employability training for new secondary school graduates -	4 e	69	69	69	4 e	69	69	2 e	42	42	42		
10	[Component] Vocational training and labour market promotion for recipients of public assistance -	5 e	152	152	152	1 e	17	17	4 e	118	118	118	2	
18	Vocational training for the disabled in courses independent from the Centre for the Vocational Rehabilitation of the Disabled	1	:	:	:	:	:	:	:	:	:	:	3	
23	Training programmes to support entrepreneurship for women and young people	:	30	5	5	:	:	:	:	16	2	2		
2.2	5 [Component] Promotion of employability training for the unemployed -	45 e	196	196	196	4 e	18	18	41 e	177	177	177		
7	[Component] Promotion of employability training for inactive women -	8 e	40	40	40	1 e	3	3	8 e	40	40	40		
8	[Component] Promotion of employability training for new secondary school graduates -	4 e	27	27	27	4 e	27	27	4 e	23	23	23		
3	Job rotation and job sharing	-	-	-	-	-	-	-	-	-	-	-		

C.4.12 LMP participants by intervention and by type of action, 2008: Cyprus

Category, intervention number and name	Number of participants												
	Men and women						Women						
	Total		Under 25s		18 Exits		Total		17 Entrants		18 Exits		
	16 Stock	17 Entrants	18 Exits	16 Stock	17 Entrants	18 Exits	16 Stock	17 Entrants	18 Exits	16 Stock	17 Entrants	18 Exits	Notes
4	1 030 e	9 578	:	66 e	405 u	:	690 e	5 741	:				
4.1	31 e	38	38	5 e	6	6	28 e	35	35				2
12	792	9 512	:	33	396	:	474	5 688	:				
19	29	13	37	10	3	11	9	3	11				3
24	178	15	39	19	:	:	178	15	39				3
5	265	:	:	:	:	:	:	:	:				
5.1	198	:	:	:	:	:	80 e	:	:				3
5.2	34	:	:	:	:	:	:	:	:				3
16	33	144	144	6	22	22	18	69	69				
6	-	-	-	-	-	-	-	-	-				
7	51	5	45	:	:	:	22	1	20				
1	20	-	16	-	-	-	20	-	16				3
2	26	-	24	:	:	:	2	-	3				3
11	0	5	5	-	-	-	0	1	1				3
14	-	-	-	-	-	-	-	-	-				4
17	5	:	:	:	:	:	:	:	:				3

C.4.12 LMP participants by intervention and by type of action, 2008: Cyprus

Category, intervention number and name	Number of participants												Notes
	Men and women						Women						
	Total		Under 25s		18 Exits		Total		17 Entrants		18 Exits		
	16 Stock	17 Entrants	18 Exits	16 Stock	17 Entrants	18 Exits	16 Stock	17 Entrants	18 Exits	16 Stock	17 Entrants	18 Exits	
8													
Out-of-work income maintenance and support													
8.1 21 Unemployment benefit	8 910	27 630 p	26 693 p	691	2 406 p	1 999 p	5 214	16 335 p	15 950 p				
8.4 20 Redundancy payment	8 910	26 287	25 350	691	2 380	1 973	5 214	15 725	15 340				
	-	1 343 p	1 343 p	-	26 p	26 p	-	610 p	610 p				
9													
Early retirement													
	-	-	-	-	-	-	-	-	-				
2-7													
Total LMP measures (categories 2-7)	1 651 u	11 487 u	:	:	:	:	1 021 u	7 226 u	:				
8-9													
Total LMP supports (categories 8-9)	8 910	27 630 p	26 693 p	691	2 406 p	1 999 p	5 214	16 335 p	15 950 p				

Key : Not available; :n Not significant; - Not applicable or real zero or zero by default; 0 or 0.00 Less than half of the unit used; e Estimated value; s Eurostat estimate; u Unreliable or uncertain data; participant data complete for interventions covering >=80% but <100% of expenditure; p Provisional data; b Break in series

Source Eurostat, LMP database: [lmp_partime_cy](#)

1 Intervention coming to an end

2 Entrants: total beneficiaries (new starts plus end-year stock).

3 Stock: end-year figure.

4 Intervention not applied in 2008.

C.4.13 LMP participants by intervention and by type of action, 2008: Latvia

Category, intervention number and name		Men and women										Number of participants			
		Total			Under 25s			Men				Women			
		16 Stock	17 Entrants	18 Exits	16 Stock	17 Entrants	18 Exits	16 Stock	17 Entrants	18 Exits	16 Stock	17 Entrants	18 Exits	Notes	
1	Labour market services														
1.1	31 Motivation programmes for social risk groups	: n	2 598	:	: n	1 216	:	: n	1 890	:	: n	1 890	:		1
2	Training														
2.1	3 Occupational training, re-training and raising of qualification of the unemployed	1 483	8 581	8 205	260	1 261	1 242	1 146	6 412	6 259					
4	Non-formal education	619	2 093	2 201	149	501	517	503	1 660	1 769					
		864	6 488	6 004	111	760	725	643	4 752	4 490					
3	Job rotation and job sharing	-	-	-	-	-	-	-	-	-					
4	Employment incentives														
4.1	24 Skill development for secondary school or secondary occupational school students during their summer holidays	2 329	13 281	13 461	1 199	11 787	11 847	1 382	7 950	8 129					
		1 004	11 424	11 424	1 004	11 424	11 424	601	6 860	6 860					
29	Work practice for young unemployed	15	-	46	15	-	44	9	-	24					1
30	Subsidised work places for the unemployed from social risk groups	6	-	14	4	-	-	2	-	5					1
37	Subsidised employment for unemployed	1 168	1 105	1 277	135	150	178	682	606	787					
38	Acquisition of working skills	-	-	2	-	-	1	-	-	2					
40	Work trial	115	625	625	34	181	179	77	411	411					
41	Measure for special target groups	: n	31	-	: n	4	-	: n	20	-					
42	Training at the employer's workplace	21	78	68	7	25	20	11	44	37					
43	Mobility promotion for persons who are employed by merchants	: n	18	5	: n	3	1	: n	9	3					
5	Supported employment and rehabilitation														
5.2	36 Pilot project - complex inclusion programme	23	10	42	7	2	9	8	3	12					1
		23	10	42	7	2	9	8	3	12					
6	Direct job creation														
13	Paid temporary public works (PTPW)	1 583	9 985	9 985	87	540	527	840	5 382	5 382					
		1 583	9 985	9 985	87	540	527	840	5 382	5 382					
7	Start-up incentives														
33	Consultation and training when setting up a business or becoming self-employed	:	1 188	:	:	257	:	:	945	:					
		:	1 095	:	:	247	:	:	889	:					
39	The measures for beginning a business or self-employment	26	93	73	2	10	9	16	56	42					

C.4.13 LMP participants by intervention and by type of action, 2008: Latvia

Category, intervention number and name	Number of participants												
	Men and women						Women						
	Total		Under 25s		18 Exits		Total		17 Entrants		18 Exits		
	16 Stock	17 Entrants	18 Exits	16 Stock	17 Entrants	18 Exits	16 Stock	17 Entrants	18 Exits	16 Stock	17 Entrants	18 Exits	Notes
8													
Out-of-work income maintenance and support		30 779 e	39 887	61 049	3 851 e	4 912 u	7 718 e	18 621 e	20 743 u	35 779			
8.1	15	[Component] Full unemployment benefit - All benefits	31 613	38 858	61 049	4 912 e	7 718 e	19 265	20 743	35 779			
8.5	16	Satisfaction of employees' claims from the employee claims guarantee fund	-	1 029	-	:	-	-	:	-			
8.A	15	[Component] Full unemployment benefit - Benefits paid to persons in training (interventions LV-3 and LV-4)	- 834 e	:	:	:	:	- 644 e	:	:			
9													
Early retirement													
2-7													
Total LMP measures (categories 2-7)		5 444 u	33 045	31 766 u	1 555 u	13 847	13 634 u	3 392 u	20 692	19 824 u			
8-9													
Total LMP supports (categories 8-9)		30 779 e	39 887	61 049	3 851 e	4 912 u	7 718 e	18 621 e	20 743 u	35 779			

Key : Not available; :n Not significant; - Not applicable or real zero or zero by default; 0 or 0.00 Less than half of the unit used; e Eurostat estimate; s Eurostat estimate; u Unreliable or uncertain data; participant data complete for interventions covering >=80% but <100% of expenditure; p Provisional data; b Break in series

Source Eurostat, LMP database: [lmp_partime_lv](#)

1 Intervention coming to an end.

C.4.14 LMP participants by intervention and by type of action, 2008: Lithuania

	Category, intervention number and name	Number of participants											
		Men and women						Women					
		Total			Under 25s			Total			Total		
		16 Stock	17 Entrants	18 Exits	16 Stock	17 Entrants	18 Exits	16 Stock	17 Entrants	18 Exits	16 Stock	17 Entrants	18 Exits
1	Labour market services	66 656 u	241 106	188 729 u	6 882 u	57 421	28 788 u	38 793 u	131 073	108 657 u			
1.1	Individual Employment Plans, assistance in finding jobs, employment mediation services	66 534	171 616	161 218	6 858	25 718	23 298	38 723	90 510	91 881			
9	Group counselling (former "Job clubs")	122	27 394	27 511	24	5 432	5 490	70	16 683	16 776			
12	Vocational counselling services provided by the psychologists of the territorial labour market training and counselling offices	:	42 096	:	:	26 271	:	:	23 880	:			
2	Training	4 048	11 195	13 689	1 301	3 191	3 344	2 339	6 107	8 587			
2.1	Non-formal education of the unemployed and employees given notice of dismissal	103	1 445	1 577	21	351	350	67	907	1 023			
2.3	Vocational training of the registered unemployed and the employees pending dismissal from work	3 945	9 750	12 112	1 280	2 840	2 994	2 272	5 200	7 564			
3	Job rotation and job sharing	274	386	589	59	83	125	256	357	549			
3.1	Job rotation	274	386	589	59	83	125	256	357	549			
4	Employment incentives	:	4 942	:	:	:	:	:	:	:			
4.1	Support of social enterprises	:	412	:	:	:	:	:	:	:			
3	Local Employment Initiative projects	1 126	938	452	:	171	:	:	290	:			
31	Promotion of work skills development	885	1 739	3 236	279	611	1 035	642	1 250	2 307			
32	Subsidised employment	343	1 487	1 694	22	98	115	226	967	1 085		1	
4.2	Subsidies for job creation	482	366	:	31	26	:	158	125	:			
5	Supported employment and rehabilitation	4 493	3 701	9 762	303	292	645	2 844	2 364	6 336			
5.1	Subsidised employment of the disabled	4 398	3 422	9 589	290	256	627	2 790	2 211	6 230			
5.2	Vocational (occupational) rehabilitation	95	279	173	13	36	18	54	153	106			
6	Direct job creation	2 419	16 388	16 424	430	4 997	4 989	1 324	8 774	8 804			
5	Public works	2 419	16 388	16 424	430	4 997	4 989	1 324	8 774	8 804			
7	Start-up incentives	65	57	:	-	-	:	23	17	:			
33	Support for self-employment	65	57	:	-	-	:	23	17	:			

C.4.14 LMP participants by intervention and by type of action, 2008: Lithuania

Category, intervention number and name	Number of participants												
	Men and women						Women						
	Total		Under 25s		18 Exits		Total		17 Entrants		18 Exits		
	16 Stock	17 Entrants	18 Exits	16 Stock	17 Entrants	18 Exits	16 Stock	17 Entrants	18 Exits	16 Stock	17 Entrants	18 Exits	Notes
8	23 367	83 189	71 459	1 631	7 399 u	5 829 u	13 377	38 528 u	36 807 u				
8.1	23 367	76 295	64 565	1 631	7 399	5 829	13 377	38 528	36 807				
8.5	-	6 894	6 894	-	-	-	-	-	-				2
9	-	-	-	-	-	-	-	-	-				
2-7	14 135 u	36 669	45 846 u	2 425 u	9 469 u	-	7 812 u	20 251 u	-				
8-9	23 367	83 189	71 459	1 631	7 399 u	5 829 u	13 377	38 528 u	36 807 u				

Key : Not available; :n Not significant; - Not applicable or real zero or zero by default; 0 or 0.00 Less than half of the unit used; e Estimated value; s Eurostat estimate; u Unreliable or uncertain data; participant data complete for interventions covering >=80% but <100% of expenditure; p Provisional data; b Break in series

Source Eurostat, LMP database: [lmp_partime_lt](#)

1 Data refer to participants in subsidised employment with a fixed-term contract. Participants employed with an open-ended contract are covered under LT-35 (Subsidised employment of the disabled).

2 Entrants: total beneficiaries (new starts plus end-year stock).

C.4.15 LMP participants by intervention and by type of action, 2008: Luxembourg

	Category, intervention number and name	Number of participants												Notes							
		Men and women						Women													
		Total		Under 25s		18 Exits		16 Stock		17 Entrants		18 Exits			16 Stock		17 Entrants		18 Exits		
		17 Entrants	18 Exits	17 Entrants	18 Exits	16 Stock	18 Exits	16 Stock	17 Entrants	16 Stock	17 Entrants	16 Stock	17 Entrants		18 Exits	16 Stock	17 Entrants	18 Exits			
1	Labour market services																				
1.1	35 [Component] Labour Market Services (ADEM) - Individual action plan	5 197 e	:	:	:	:	:	:	:	:	:	:	:	:	:	:	:	:	:		
2	Training																				
2.1	11 Training for entering or re-entering the labour market	2 193 s	:	:	:	:	:	:	:	:	:	:	:	:	:	:	:	:	:	1	
20	20 Vocational training and retraining measures for disabled workers	1 442 s	:	:	:	:	:	:	:	:	:	:	:	:	:	:	:	:	:		
2.2	25 Traineeship for insertion in enterprises	-	:	:	:	:	:	:	:	:	:	:	:	:	:	:	:	:	:		
39	39 Support contract for employment	274	:	:	:	:	:	:	:	:	:	:	:	:	:	:	:	:	:	3	
2.3	26 Training course for vocational reintegration	392	:	:	:	:	:	:	:	:	:	:	:	:	:	:	:	:	:	14	
2.4	29 Apprenticeship for adults	79	:	:	:	:	:	:	:	:	:	:	:	:	:	:	:	:	:	8	
		264	:	:	:	:	:	:	:	:	:	:	:	:	:	:	:	:	:		
		774 u	:	:	:	:	:	:	:	:	:	:	:	:	:	:	:	:	:		
		2 193 s	:	:	:	:	:	:	:	:	:	:	:	:	:	:	:	:	:		
		1 442 s	:	:	:	:	:	:	:	:	:	:	:	:	:	:	:	:	:		
		6	:	:	:	:	:	:	:	:	:	:	:	:	:	:	:	:	:		
		291 u	:	:	:	:	:	:	:	:	:	:	:	:	:	:	:	:	:		
		742 s	:	:	:	:	:	:	:	:	:	:	:	:	:	:	:	:	:		
		461 s	:	:	:	:	:	:	:	:	:	:	:	:	:	:	:	:	:		
		3	:	:	:	:	:	:	:	:	:	:	:	:	:	:	:	:	:		
		19	:	:	:	:	:	:	:	:	:	:	:	:	:	:	:	:	:		
		123	:	:	:	:	:	:	:	:	:	:	:	:	:	:	:	:	:		
		235	:	:	:	:	:	:	:	:	:	:	:	:	:	:	:	:	:		
		62	:	:	:	:	:	:	:	:	:	:	:	:	:	:	:	:	:		
		138	:	:	:	:	:	:	:	:	:	:	:	:	:	:	:	:	:		
		118	:	:	:	:	:	:	:	:	:	:	:	:	:	:	:	:	:		
		41	:	:	:	:	:	:	:	:	:	:	:	:	:	:	:	:	:		
		322 u	:	:	:	:	:	:	:	:	:	:	:	:	:	:	:	:	:		
		1 028 s	:	:	:	:	:	:	:	:	:	:	:	:	:	:	:	:	:		
		704 s	:	:	:	:	:	:	:	:	:	:	:	:	:	:	:	:	:		
		2	:	:	:	:	:	:	:	:	:	:	:	:	:	:	:	:	:		
3	Job rotation and job sharing																				
4	Employment incentives																				
3	3 Reemployment Bonus	11 955	:	:	:	:	:	:	:	:	:	:	:	:	:	:	:	:	:	:	
21	21 Measures of professional (re)integration of disabled workers	4 527	:	:	:	:	:	:	:	:	:	:	:	:	:	:	:	:	:	:	2
4.1	6 Aid for employing long-term and older unemployed	1 629	:	:	:	:	:	:	:	:	:	:	:	:	:	:	:	:	:	:	
7	7 Mobility allowance	512	:	:	:	:	:	:	:	:	:	:	:	:	:	:	:	:	:	:	
9	9 Income tax reduction for hiring unemployed people	1 849	:	:	:	:	:	:	:	:	:	:	:	:	:	:	:	:	:	:	
13	13 Subsidies for the creation of jobs of socio-economic value	-	:	:	:	:	:	:	:	:	:	:	:	:	:	:	:	:	:	:	
40	40 Job initiation contract	474	:	:	:	:	:	:	:	:	:	:	:	:	:	:	:	:	:	:	
31	31 Compensatory benefit	1 705	:	:	:	:	:	:	:	:	:	:	:	:	:	:	:	:	:	:	
		967	:	:	:	:	:	:	:	:	:	:	:	:	:	:	:	:	:	:	
		1 634 u	:	:	:	:	:	:	:	:	:	:	:	:	:	:	:	:	:	:	
		3 864	:	:	:	:	:	:	:	:	:	:	:	:	:	:	:	:	:	:	
		109 u	:	:	:	:	:	:	:	:	:	:	:	:	:	:	:	:	:	:	
		705 e	:	:	:	:	:	:	:	:	:	:	:	:	:	:	:	:	:	:	
		14	:	:	:	:	:	:	:	:	:	:	:	:	:	:	:	:	:	:	
		75	:	:	:	:	:	:	:	:	:	:	:	:	:	:	:	:	:	:	
		1	:	:	:	:	:	:	:	:	:	:	:	:	:	:	:	:	:	:	
		373	:	:	:	:	:	:	:	:	:	:	:	:	:	:	:	:	:	:	
		198	:	:	:	:	:	:	:	:	:	:	:	:	:	:	:	:	:	:	
		392	:	:	:	:	:	:	:	:	:	:	:	:	:	:	:	:	:	:	
		330	:	:	:	:	:	:	:	:	:	:	:	:	:	:	:	:	:	:	
		4	:	:	:	:	:	:	:	:	:	:	:	:	:	:	:	:	:	:	
		473	:	:	:	:	:	:	:	:	:	:	:	:	:	:	:	:	:	:	
		2 e	:	:	:	:	:	:	:	:	:	:	:	:	:	:	:	:	:	:	
		8	:	:	:	:	:	:	:	:	:	:	:	:	:	:	:	:	:	:	
		1 e	:	:	:	:	:	:	:	:	:	:	:	:	:	:	:	:	:	:	
		460	:	:	:	:	:	:	:	:	:	:	:	:	:	:	:	:	:	:	
5	Supported employment and rehabilitation																				
5.1	22 Adaptation of the workplace for disabled workers	50	:	:	:	:	:	:	:	:	:	:	:	:	:	:	:	:	:	:	
23	23 Reimbursement of extra leave for disabled workers	-	:	:	:	:	:	:	:	:	:	:	:	:	:	:	:	:	:	:	
27	27 Job creation for disabled workers	50	:	:	:	:	:	:	:	:	:	:	:	:	:	:	:	:	:	:	
33	33 Wage participation	42	:	:	:	:	:	:	:	:	:	:	:	:	:	:	:	:	:	:	
32	32 Redeployment measures	33	:	:	:	:	:	:	:	:	:	:	:	:	:	:	:	:	:	:	

C.4.15 LMP participants by intervention and by type of action, 2008: Luxembourg

Category, intervention number and name	Men and women										Number of participants		
	Total					Under 25s					Women		
	16 Stock	17 Entrants	18 Exits	16 Stock	17 Entrants	18 Exits	16 Stock	17 Entrants	18 Exits	16 Stock	17 Entrants	18 Exits	Notes
6 Direct job creation	732 s	:	:	73 s	:	:	301	:	:	:	:	:	
2 Extraordinary works of general interest	42 s	:	:	- s	:	:	:	:	:	:	:	:	
10 Socially useful works	228	451	20	55	113	5	78	157	8				
28 Pool of assistants	101	128	:	14	29	:	59	79	:				
34 Temporary Compensated Appointment	361	:	:	4	:	:	164	:	:				
7 Start-up incentives	-	16	16	-	: n	: n	-	-	: n	: n	: n	: n	
14 Subsidies for the creation of businesses by the unemployed	-	16	16	-	: n	: n	-	-	: n	: n	: n	: n	
8 Out-of-work income maintenance and support	7 651 s	22 255	:	575	893	:	2 420 s	3 548 s	:	:	:	:	
8.1 Unemployment benefits	4 751	5 016	:	575	731	:	2 212	2 277	:				
8.2.1 Partial unemployment benefit	1 011 s	4 393	4 393	:	:	:	201 s	876 s	876 s				
8.2.4 Compensation for unemployment due to technical reasons or bad weather	1 889	11 335	11 335 e	:	:	:	7 s	40 s	40 s				
8.5 Debt guarantee in case of employer closing down	-	1 511	-	-	162	-	-	355	-				
9 Early retirement	1 264	518	560 s	-	-	- s	140	61	61 s	:	:	:	
9.1 Early retirement	1 264	518	560 s	-	-	- s	140	61	61 s				
2-7 Total LMP measures (categories 2-7)	13 511 u	7 980 u	:	1 331 u	1 711 u	:	4 910 u	3 204 u	:	:	:	:	
8-9 Total LMP supports (categories 8-9)	8 915 s	22 773	:	575	893	:	2 560 s	3 609 s	:	:	:	:	

Key : Not available; :n Not significant; - Not applicable or real zero or zero by default; 0 or 0.00 Less than half of the unit used; e Estimated value; s Eurostat estimate; u Unreliable or uncertain data; participant data complete for interventions covering >=80% but <100% of expenditure; p Provisional data; b Break in series

Source Eurostat, LMP database: [lmp_partme_lu](#)

1 Data refer to 2007.

2 Stock: end-year figure.

3 Intervention not applied in 2008.

C.4.16 LMP participants by intervention and by type of action, 2008: Hungary

	Category, intervention number and name	Number of participants												Notes			
		Men and women						Women									
		Total			Under 25s			Total			Total						
		16 Stock	17 Entrants	18 Exits	16 Stock	17 Entrants	18 Exits	16 Stock	17 Entrants	18 Exits	16 Stock	17 Entrants	18 Exits				
1	Labour market services	:	:	:	:	:	:	:	:	:	:	:	:	:	:	:	
1.1	Subsidies for mitigating the impact of collective redundancies	:	:	:	:	:	:	:	:	:	:	:	:	:	:	:	1
2	Training	16 424	44 883	36 270	5 596 u	14 895 u	11 097 u	8 141 u	22 013 u	17 445 u							
2.1	Training for unemployed	15 194	42 710	33 788	5 596	14 895	11 097	8 141	22 013	17 445							
4	Training for employed persons	1 230	2 173	2 482	:	:	:	:	:	:							
3	Job rotation and job sharing	-	-	-	-	-	-	-	-	-							
4	Employment incentives	35 253	5 388	37 305	7 717 u	1 276	7 033 u	19 016 u	21 885 u	665							
4.1	Creation of new jobs and maintenance of existing jobs	6 979	1 857	1 913	1 913	1 276	586	3 299	993	665							2
6	Part-time employment	6	15	15	1	:	3	4	:	11							
10	Assistance for employment of disabled workers	2 228	13	22	168	-	-	1 254	8	11							
11	Creation of new jobs (temporary contracts)	20 546	22 835	30 517	4 286	6 347	5 164	11 365	11 193	19 234							
13	Work experience for persons entering the labour market	35	78	78	32	:	69	20	:	48							2
14	Assumption of employment-related contributions	613	:	126	103	:	24	273	:	87							
22	Transportation of persons in group	-	-	-	-	-	-	-	-	-							3
23	Support for long-distance travel costs	779	1 694	1 499	289	637	559	543	1 187	1 023							3
32	Telework	307	243	269	49	41	72	140	100	36							
33	Wage-costs support	3 102	8 102	1 173	876	1 899	556	2 118	5 322	770							
4.2	Maintenance of existing job	658	2 210	1 749	:	:	:	:	:	:							
5	Supported employment and rehabilitation	-	-	-	-	-	-	-	-	-							
6	Direct job creation	13 590	57 490	54 902	1 874	8 163	7 839	6 073	24 001	22 687							
12	Support for community service work	13 590	57 490	54 902	1 874	8 163	7 839	6 073	24 001	22 687							
7	Start-up incentives	2 993	4 318	3 855	338	519	455	1 375	2 189	2 004							
16	Assistance for unemployed persons to become entrepreneurs	1 804	4 171	3 327	206	500	378	900	2 117	1 744							
17	Assistance for self-employment	1 189	147	528	132	19	77	475	72	260							
8	Out-of-work income maintenance and support	154 547	399 766	331 374	14 245	38 308	34 444	68 935	184 125	149 890							
8.1	Unemployment benefit	209	-	209	4	-	4	207	-	207							4
29	Job-seekers' Benefits	103 243	256 864	247 310	8 923	22 086	20 016	47 888	118 251	115 674							
30	Entrepreneurial Benefits	2 379	6 309	5 695	55	159	148	1 034	2 705	2 429							
31	Job-seekers' Allowance	48 716	136 593	78 160	5 263	16 063	14 276	19 806	63 169	31 580							

C.4.16 LMP participants by intervention and by type of action, 2008: Hungary

Category, intervention number and name	Number of participants											
	Men and women						Women					
	Total			Under 25s			Total			Total		
	16 Stock	17 Entrants	18 Exits	16 Stock	17 Entrants	18 Exits	16 Stock	17 Entrants	18 Exits	16 Stock	17 Entrants	18 Exits
9	532	-	532	-	-	-	257	-	257	-	257	
9.2	532	-	532	-	-	-	257	-	257	-	257	1
2-7	68 260	147 176 u	132 332	15 525 u	33 777 u	26 424 u	34 605 u	67 006 u	64 021 u			
8-9	155 079	399 766	331 906	14 245	38 308	34 444	69 192	184 125	150 147			

Key : Not available; :n Not significant; - Not applicable or real zero or zero by default; 0 or 0.00 Less than half of the unit used; e Estimated value; s Eurostat estimate; u Unreliable or uncertain data; participant data complete for interventions covering >=80% but <100% of expenditure; p Provisional data; b Break in series

Source Eurostat, LMP database: [lmp_partme_hu](#)

- 1 Intervention coming to an end.
- 2 Intervention not applied in 2008
- 3 Participants for HU-22 and HU-23 are grouped together under HU-23.
- 4 No new entrants: the intervention ended in October 2005.

C.4.17 LMP participants by intervention and by type of action, 2008: Malta

Category, intervention number and name	Men and women										Number of participants			
	Total					Under 25s					Women			Notes
	16 Stock	17 Entrants	18 Exits	16 Stock	17 Entrants	18 Exits	16 Stock	17 Entrants	18 Exits	16 Stock	17 Entrants	18 Exits		
1 Labour market services	:	:	:	:	:	:	:	:	:	:	:	:	:	
2 Training	418 u	5 006 u	5 006 u	76 u	913 u	913 u	137 u	1 644 u	1 644 u					
2.1 17 Training courses provided by ETC	407	4 877	4 877	73	878	878	135	1 622	1 622	1				1
19 Training Provided by Specialised Organisations	6	68	68	3	27	27	1	12	12	1				1
33 [Component] Increasing Female Participation through Childcare Services at the Workplace - Training	:	:	:	:	:	:	:	:	:	2				2
34 Basic Employment Training	-	-	-	-	-	-	-	-	-	2				2
2.2 8 Bridging the Gap (BTG)	5	61	61	-	8	8	1	10	10	1				1
2.3 9 Traineeship scheme	:	:	:	:	:	:	:	:	:					
35 Lone Mothers Initiative	-	-	-	-	-	-	-	-	-	2				2
3 Job rotation and job sharing	-	-	-	-	-	-	-	-	-					
4 Employment incentives	94	1 113	1 113	53	622	622	47	548	548					
4.1 1 Job Experience Scheme (JES)	33	379	379	33	373	373	18	197	197	1				1
2 Work Start Scheme (WSS)	6	65	65	-	-	-	3	30	30	1				1
10 Supported Employment Scheme (SES)	-	-	-	-	-	-	-	-	-	2				2
36 Women returnees	-	-	-	-	-	-	-	-	-	2				2
38 Private Sector Placement Scheme	14	162	162	6	76	76	3	35	35					
39 Gozo Employment Aid Programme	21	261	261	11	139	139	10	121	121	1				1
40 Redeployment scheme	20	246	246	3	34	34	13	165	165	1				1
4.2 33 [Component] Increasing Female Participation through Childcare Services at the Workplace - Employment incentives	:	:	:	:	:	:	:	:	:	2				2
5 Supported employment and rehabilitation	-	-	-	-	-	-	-	-	-					
6 Direct job creation	7	82	82	6	72	72	3	39	39					
3 Active Youth Scheme (AYS)	7	82	82	6	72	72	3	39	39					
7 Start-up incentives	: n	15	15	: n	-	-	: n	7	7					
27 Start up incentive scheme (INT)	: n	15	15	: n	-	-	: n	7	7	1				1

C.4.17 LMP participants by intervention and by type of action, 2008: Malta

Category, intervention number and name	Number of participants										
	Men and women						Women				
	Total		Under 25s		18 Exits		Total		17 Entrants		18 Exits
	16 Stock	17 Entrants	18 Exits	16 Stock	17 Entrants	18 Exits	16 Stock	17 Entrants	18 Exits		
8											
Out-of-work income maintenance and support											
8.1	28	9 843	:	1 709	:	:	2 090	:	:	:	
		4 341	:	901	:	:	1 282	:	:	:	3
	29	5 502	:	808	:	:	808	:	:	:	3
9											
Early retirement											
		-	-	-	-	-	-	-	-	-	
2-7											
Total LMP measures (categories 2-7)		519 u	6 216 u	6 216 u	135 u	1 607 u	187 u	2 238 u	2 238 u		
8-9											
Total LMP supports (categories 8-9)		9 843	:	1 709	:	:	2 090	:	:	:	

Key : Not available; :n Not significant; - Not applicable or real zero or zero by default; 0 or 0.00 Less than half of the unit used; e Estimated value; s Eurostat estimate; u Unreliable or uncertain data; participant data complete for interventions covering >=80% but <100% of expenditure; p Provisional data; b Break in series

Source Eurostat, LMP database: [lmp_partime_mt](#)

- 1 Entrants: total beneficiaries (new starts plus end-year stock).
- 2 Intervention not applied in 2008.
- 3 Stock: end-year figure.

C.4.18 LMP participants by intervention and by type of action, 2008: Netherlands

eurstat	Category, intervention number and name	Men and women										Number of participants						
		Total					Under 25s					Women			Notes			
		17 Entrants		18 Exits		16 Stock		17 Entrants		18 Exits		16 Stock		17 Entrants		18 Exits		
		16 Stock	17 Entrants	18 Exits	16 Stock	17 Entrants	18 Exits	16 Stock	17 Entrants	18 Exits	16 Stock	17 Entrants	18 Exits	16 Stock		17 Entrants	18 Exits	
1	Labour market services	204 050 e	106 450 u	104 030 u	13 620 u	11 550 u	8 910 u	113 350 u	57 930 u	55 830 u								
1.1	52 [Component] Reintegration budget UWV regarding WWV-recipients - Individual case-management	24 350	26 550	32 130	120	1 050	1 010	10 750	13 630	16 230								1
54	[Component] Minority-targeted LMP (Stimulation labour participation) - Individual case-management	2 700 e	:	:	:	:	:	:	:	:								
64	[Component] Flexible reintegration budget municipalities - Individual case-management	177 000 e	79 900 e	71 900 e	13 500 e	10 500 e	7 900 e	102 600 e	44 300 e	39 600 e								1,2
2	Training	142 840 e	:	:	:	:	:	:	:	:								
2.1	33 [Component] Abw/WWVB - National assistance benefit - Benefits paid to participants in cat. 2 Training	17 700	:	:	:	:	:	:	:	:								1
64	[Component] Flexible reintegration budget municipalities - Training	19 700 e	8 900 e	8 000 e	1 500 e	1 200 e	900 e	11 400 e	4 900 e	4 400 e								1,2
2.2	40 SVWW - Stimulation of fulfilling vacancies by unemployed and employed at risk	2 400	2 900 e	:	:	:	:	:	:	:								
2.3	31 [Component] WW - Unemployment insurance - Benefits paid to participants in cat. 2 Training	3 700	:	:	:	:	:	:	:	:								1
52	[Component] Reintegration budget UWV regarding WWV-recipients - Training	3 740	1 660	2 440	30	20	20	1 750	780	1 020								1
54	[Component] Minority-targeted LMP (Stimulation labour participation) - Training	600 e	:	:	:	:	:	:	:	:								
2.4	1 [Component] WVA - Act on reduction of employers tax and social security contributions - VO (apprentices)	116 400 e	116 400 e	116 400 e	:	:	:	:	:	:								1,3
2.A	65 Adjustment for double-counting, category 2	-21 400	:	:	:	:	:	:	:	:								4
3	Job rotation and job sharing	-	-	-	-	-	-	-	-	-								
4	Employment incentives	32 233	11 400 u	14 800 u	1 300 u	1 300 u	1 300 u	14 000 u	4 700 u	6 700 u								
4.1	1 [Component] WVA - Act on reduction of employers tax and social security contributions - VLW (LTU)	-	-	:	-	-	:	-	-	:								1,3
14	RSP - Regulation on employment in domestic services	133	:	:	:	:	:	:	:	:								1
60	Temporary measure for transforming ID-jobs into regular jobs	-	-	-	-	-	-	-	-	-								2,5
64	[Component] Flexible reintegration budget municipalities - Wage cost subsidy	32 100	11 400	14 800	1 300	1 300	1 300	14 000	4 700	6 700								1,2

C.4.18 LMP participants by intervention and by type of action, 2008: Netherlands

Eurostat	Category, intervention number and name	Men and women										Number of participants		
		Total			Under 25s			Men				Women		
		16 Stock	17 Entrants	18 Exits	16 Stock	17 Entrants	18 Exits	16 Stock	17 Entrants	18 Exits	16 Stock	17 Entrants	18 Exits	Notes
5	Supported employment and rehabilitation	150 850	39 870	33 460	12 930	7 700	4 270	52 880	18 180	15 350				
59	Act on the (re)integration in employment of the occupationally disabled (REA)	48 730	30 630	26 260	7 260	5 860	3 540	23 880	14 740	13 270				1
5.1	WSW - Sheltered employment act	102 120	9 240	7 200	5 670	1 840	730	29 000	3 440	2 080				1
6	Direct job creation	-	-	-	-	-	-	-	-	-				
7	Start-up incentives	-	-	-	-	-	-	-	-	-				
8	Out-of-work income maintenance and support	534 100 e	:	:	:	:	:	:	:	:				
8.1	31 [Component] WW - Unemployment insurance - Regular benefits	126 200	:	:	:	:	:	:	:	:				1
	31 [Component] WW - Unemployment insurance - Benefits paid to participants in cat. 1.1.2 Individual case-management	24 400	:	:	:	:	:	:	:	:				1
	32 TW - Supplementary benefits	-	-	-	-	-	-	-	-	-				6
	33 [Component] Abw/WWB - National assistance benefit - Regular benefits	136 900	:	:	:	:	:	:	:	:				1
	33 [Component] Abw/WWB - National assistance benefit - Benefits paid to participants in cat. 1.1.2 Individual case-management	159 300	:	:	:	:	:	:	:	:				1
	34 IOAW - Income provisions for older or partially disabled, formerly unemployed persons	9 790	5 130	2 550	-	-	-	4 670	2 420	1 530				1
	35 IOAZ - Income provisions for older or partially disabled, formerly self-employed persons	2 510	560	410	-	-	-	1 170	360	260				1
	61 Unemployment benefits former civil servants (WRO)	75 000 e	:	:	:	:	:	:	:	:				
9	Early retirement	-	-	-	-	-	-	-	-	-				
2-7	Total LMP measures (categories 2-7)	325 923 e	181 130 u	175 100 u	15 760 u	10 220 u	6 490 u	80 030 u	28 560 u	27 470 u				
8-9	Total LMP supports (categories 8-9)	534 100 e	:	:	:	:	:	:	:	:				

Key : Not available; -n Not significant; - Not applicable or real zero or zero by default; 0 or 0.00 Less than half of the unit used; e Estimated value; s Eurostat estimate; u Unreliable or uncertain data; participant data complete for interventions covering >=80% but <100% of expenditure; p Provisional data; b Break in series

Source Eurostat, LMP database: [lmp_partime_nl](#)

1 Stock: end-year figure.

2 NL-64 includes participants of NL-60.

3 Intake for the VLW ended in 2003 so that the 4-year subsidy for entrants up to that time ended in 2006 and there are no longer any participants for this component.

4 Participants receiving unemployment insurance/assistance in NL-31 and 33 that are already counted in NL-52 and 64.

5 Intervention coming to an end.

6 Participants already reported under NL-31.

C.4.19 LMP participants by intervention and by type of action, 2008: Austria

	Category, intervention number and name	Number of participants												Notes		
		Men and women						Women								
		Total			Under 25s			Total			Total					
		16 Stock	17 Entrants	18 Exits	16 Stock	17 Entrants	18 Exits	16 Stock	17 Entrants	18 Exits	16 Stock	17 Entrants	18 Exits			
1	Labour market services	18 892	88 231	3 984	29 764	10 061	44 032									
1.1	16 Counselling for jobseekers and enterprises	18 892	45 995	3 984	9 943	10 061	27 313									
28	Interview allowance	-	16 758	-	3 457	-	6 142									
34	Work adjustment backup system and job assistance for the disabled	-	25 478	-	16 364	-	10 577									1
54	[Component] Counselling and support of employment seekers & services for employers (PES) - Individual case-management	:	:	:	:	:	:									- e
2	Training	103 923 e	717 960	60 621 e	230 735	51 912 e	373 275									
18	[Component] Employment foundations - Training and guidance	4 912	5 490	1 151	1 274	2 631	2 800									
2.1	7 Promotion of occupational mobility - course cost and course related cost	39 264	227 705	11 699	57 067	21 790	117 788									
8	Promotion of occupational mobility - living allowance	46 038	213 226	14 131	58 041	24 808	109 850									
12	Support for training in institutions	33 109	164 452	15 736	57 317	17 166	85 555									
25	[Component] Further training allowance - Institutional training	1 635	3 168	302	704	977	1 740									2
2.2	13 Support for training in enterprises - support persons in enterprises for training measures (support of qualification for employees)	8 501	53 031	971	7 204	5 640	33 001									
35	Vocational training for the disabled	2 200 e	4 542	1 484 e	3 064	1 134 e	2 342									1
2.4	11 Promotion of apprenticeship training and vocational training	30 547	29 791	30 299	29 509	12 586	12 443									
32	JASG training courses	6 608	16 555	6 608	16 555	2 969	7 756									
2.A	60 Adjustment for double-counting, category 2	-68 891 e	-	-21 760 e	-	-37 789 e	-									
3	Job rotation and job sharing	158	177	8	16	26	17									
3.1	25 [Component] Further training allowance - Job rotation	: n	: n	: n	: n	: n	: n									2
3.2	26 Solidarity premium model (SOL)	151	153	5	6	22	4									21
63	Promoted job sharing during part-time parental leave	7	24	3	10	4	13									12

C.4.19 LMP participants by intervention and by type of action, 2008: Austria

	Category, intervention number and name	Number of participants												Notes
		Men and women						Women						
		Total			Under 25s			Total			Total			
		16 Stock	17 Entrants	18 Exits	16 Stock	17 Entrants	18 Exits	16 Stock	17 Entrants	18 Exits	16 Stock	17 Entrants	18 Exits	
4	Employment incentives	63 327 e	116 465	:	:	:	:	:	:	:	:	:	:	
4.1	5 Promotion of regional mobility and entry into employment - travel allowance	1 618	3 208	3 129	975	1 566	1 590	950	1 986	1 207				
6	Promotion of regional mobility and entry into employment - childcare allowance	4 168	11 006	11 893	398	1 028	1 164	4 050	10 701	11 565				
15	Integration subsidy (EB)	7 846	26 674	28 148	1 088	3 568	3 771	4 246	13 885	14 668				
4.2	19 Promotion of investment and restructuring	8 495 e	4 851	:	:	:	:	:	:	:				3
30	Bonus/malus system within the scope of unemployment insurance	41 335	70 726	50 843	-	-	-	17 901	29 735	21 031				
4.A	61 Adjustment for double counting, category 4	- 135 e	-	-	- 15 e	-	-	- 115 e	-	-				
5	Supported employment and rehabilitation	2 024	18 587	:	104	4 950	:	634	6 978	:				
5.1	37 Support for employment of the disabled through the BSBs	-	18 587	:	-	4 950	:	-	6 978	:				1
44	Integration enterprises (BSB)	2 024	:	:	104	:	:	634	:	:				4
6	Direct job creation	6 768	20 623	21 405	1 662	3 277	3 723	3 838	10 001	10 419				
14	Socio-economic enterprises (SÖB) and non-profit employment projects (GBP)	6 232	20 438	20 963	1 239	3 217	3 425	3 312	9 819	9 988				
27	Childcare institutions	536	185	442	423	60	298	526	182	431				
7	Start-up incentives	2 598 e	13 595	13 303	149 e	845	819	1 150 e	5 733	5 623				
17	Business start-up programme (UGP+GB)	3 337	13 595	13 303	192	845	819	1 456	5 733	5 623				
18	[Component] Employment foundations - Support for business start-ups	:	:	:	:	:	:	:	:	:				
7.A	65 Adjustment for double counting, category 7	- 739 e	-	-	- 43 e	-	-	- 306 e	-	-				
8	Out-of-work income maintenance and support	195 170	928 420 e	841 583	27 832	177 288	162 423	81 154	374 302 e	353 711				
8.1	1 Unemployment benefit	113 471	621 228	589 489	20 908	140 494	128 765	48 903	257 694	247 349				
2	Unemployment assistance	78 431	237 321	250 150	6 840	36 205	33 523	32 038	101 007	106 059				
8.2	20 Short-time working allowance	1 141	8 145	1 944	84	589	135	149	1 029	303				
21	Bad weather compensation (Builders' Holiday and Severance Payments Fund)	2 127	33 526	-	:	:	-	64	1 600	-				
8.5	33 Insolvency-bankruptcy compensation (IAG)	-	28 200 e	-	-	:	-	-	12 972 e	-				

C.4.19 LMP participants by intervention and by type of action, 2008: Austria

Category, intervention number and name	Number of participants												
	Men and women						Women						
	Total		Under 25s		18 Exits		Total		17 Entrants		18 Exits		
	16 Stock	17 Entrants	18 Exits	16 Stock	17 Entrants	18 Exits	16 Stock	17 Entrants	18 Exits	16 Stock	17 Entrants	18 Exits	Notes
9	50 957	54 858	28 086	154	528	335	23 638	23 080	11 043				
9.2	1 391	81	141	-	-	-	50	2	5				
3	19 012	46 568	24 819	154	528	335	6 865	18 152	9 413				5
4	23 424	4 054	2 211	-	-	-	11 103	2 070	965				
49	7 130	4 155	915	-	-	-	5 620	2 856	660				
64													
2-7	178 798 e	887 407	834 857 u	64 990 u	245 985 u	242 213 u	84 592 u	452 311 u	430 349 u				
8-9	246 127	983 278 e	869 669	27 986	177 816	162 758	104 792	397 382 e	364 754				

Key : Not available; .n Not significant; - Not applicable or real zero or zero by default; 0 or 0.00 Less than half of the unit used; e Estimated value; s Eurostat estimate; u Unreliable or uncertain data; participant data complete for interventions covering >=80% but <100% of expenditure; p Provisional data; b Break in series

Source Eurostat, LMP database: [lmp_partime_at](#)

1 Entrants: total beneficiaries (new starts plus end-year stock).

2 Mixed measure (categories 2 and 3) - all participants are allocated to training, which is the most important component.

3 Stock: average of two end-year figures.

4 Stock: start-year figure.

5 Includes some applicants for invalidity pension.

C.4.20 LMP participants by intervention and by type of action, 2008: Poland

Category, intervention number and name		Men and women										Number of participants		
		Total					Under 25s					Women		
		16 Stock	17 Entrants	18 Exits	16 Stock	17 Entrants	18 Exits	16 Stock	17 Entrants	18 Exits	16 Stock	17 Entrants	18 Exits	Notes
1	Labour market services	19	:	:	1	:	:	:	13	:	:	:		
1.1	22 Job clubs - Training in job-search skills	19	14 470	13 789	1	2 372 e	2 249 e	13	12 411 e	11 849 e	1			
	23 Job clubs - Activation tutorials	-	52 400	59 029	-	13 668 e	16 605 e	-	36 574 e	41 167 e				
	24 Vocational counselling (guidance)	-	380 108	380 108	-	110 482 e	110 482 e	-	227 159 e	227 159 e				
	25 Financing of travel costs	-	:	:	-	:	:	-	:	:				
	26 Financing of accommodation costs	-	:	:	-	:	:	-	:	:				
2	Training	95 653 e	422 602 e	380 792 e	68 211 u	220 271 u	190 506 u	72 878 u	269 073 u	239 636 u				
2.1	3 Vocational training organized by Local (powiat) Labour Office	3 377	3 377	3 338	:	:	:	1 644	1 644	1 625				
	4 Vocational training organised by employers	182	182	182	:	:	:	73	73	73				
	21 Training	3 379	171 032	165 818	840 e	42 832 e	41 680 e	1 492 e	77 601 e	75 006 e	1			
	30 Scholarship for continuing education	47 e	562	:	47 e	562	:	38 e	450	:				
	42 The expenses return on labour market's instruments and services dedicated to unemployed and job-seeking disabled.	2 616	2 616	2 616	:	:	:	1 327	1 327	1 327				
	44 Co-financing of postgraduate studies	19 e	222	85	:	:	:	13 e	160	60	1			
2.2	17 Vocational training in the workplace	25 326	80 115	64 183	5 636 e	16 831 e	12 545 e	19 904 e	61 126 e	49 313 e	1			
	29 Refund of costs of specialist training for workers threatened by lay-offs for reasons relating to place of work	5 e	5	5	:	:	:	-	-	-				
	2.4 13 JUNIOR - vocational activation programme for disabled school-leavers	197	197	247	197	197	247	:	:	:				
	16 Apprenticeship	66 498	170 287	150 272	61 491 e	159 849 e	136 034 e	51 358 e	129 663 e	115 184 e	1			
2.A	43 Adjustment for double counting, category 2	-5 993 e	-5 993 e	-5 954 e	:	:	:	-2 971 e	-2 971 e	-2 952 e	2			
3	Job rotation and job sharing	-	-	-	:	:	:	-	-	-				
3.1	28 Replacement work	-	-	-	:	:	:	-	-	-				

C.4.20 LMP participants by intervention and by type of action, 2008: Poland

Category, intervention number and name	Number of participants												Notes				
	Men and women						Women										
	Total			Under 25s			Total			Total							
	16 Stock	17 Entrants	18 Exits	16 Stock	17 Entrants	18 Exits	16 Stock	17 Entrants	18 Exits	16 Stock	17 Entrants	18 Exits					
4	45 460 u	172 474 u	89 409 u														
4.1	2 708 b	2 708 b	2 708 b														
15	21 972	46 282	47 006	6 985 e	14 296 e	13 759 e											1
20	3 308 e	39 695	39 695	1 057 e	12 685	12 685											
27	17 472	83 789															1
32																	
33																	
45																	
	620 913	620 913		17 642 u	17 642 u		250 207 u	250 207 u									
5.1	130	130	130				62	62									
2																	
6																	3
7																	4
9																	4
10	13 566	13 566	13 566														
11	61 804	61 804		2 540	2 540		27 871	27 871									
12	234 898	234 898		6 726	6 726		96 711	96 711									
14	730	730															
47	26 276	26 276		89	89		6 884	6 884									
48	552	552		31	31		306	306									
49	280 956	280 956		8 256	8 256		117 612	117 612									
5.2	2 001	2 001	2 001				761 e	761 e									
8																	
	11 292	108 305	103 532	782	5 830	5 274	6 887	57 434									
18	5 296	44 536	42 411	540	2 815	2 422	3 017	18 219									1
34	5 996	63 769	61 121	242	3 015	2 852	3 870	39 215									1

C.4.20 LMP participants by intervention and by type of action, 2008: Poland

Category, intervention number and name	Number of participants											
	Men and women						Women					
	Total			Under 25s			Total			Total		
	16 Stock	17 Entrants	18 Exits	16 Stock	17 Entrants	18 Exits	16 Stock	17 Entrants	18 Exits	16 Stock	17 Entrants	18 Exits
7	6 070 b	53 686 b	53 686 b	758 u	9 096 u	9 096 u	2 705 b	19 574 b	19 574 b			
5	1 741 b	1 741 b	1 741 b	:	:	:	1 171 b	1 171 b	1 171 b			
19	4 329 e	51 945	51 945	758 e	9 096	9 096	1 534 e	18 403	18 403			
8	271 269	497 952	477 316	38 678	70 999 e	71 158 e	133 715	237 283	224 374			
8.1	271 269	497 952	477 316	38 678	70 999 e	71 158 e	133 715	237 283	224 374			1
8.5	-	:	:	-	:	:	-	:	-	:	:	-
9	183 634	:	153 968 e	-	:	- e	75 347	:	47 036 e			
9.2	110 447	:	47 282 e	-	:	- e	37 689	:	13 717 e			1,4
37	73 187	10 153	106 686 e	-	- e	- e	37 658	5 667	33 319 e			1
2-7	779 388 u	1 377 980 u	:	95 435 u	279 820 u	:	357 604 u	681 726 u	:			
8-9	454 903	:	631 284 e	38 678	:	71 158 e	209 062	:	271 410 e			

Key : Not available; :n Not significant; - Not applicable or real zero or zero by default; 0 or 0.00 Less than half of the unit used; e Estimated value; s Eurostat estimate; u Unreliable or uncertain data; participant data complete for interventions covering >=80% but <100% of expenditure; p Provisional data; b Break in series

Source Eurostat, LMP database: [lmp_partime_pl](#)

1 Stock: end-year figure.

2 Adjustment for double counting; figures from PL-3 and PL-42.

3 Intervention not applied in 2008.

4 Intervention coming to an end.

C.4.21 LMP participants by intervention and by type of action, 2008: Portugal

Category, intervention number and name	Number of participants												Notes	
	Men and women						Women							
	Total			Under 25s			Total			Total				
	16 Stock	17 Entrants	18 Exits	16 Stock	17 Entrants	18 Exits	16 Stock	17 Entrants	18 Exits	16 Stock	17 Entrants	18 Exits		
1	Labour market services													
1.1	95	-	135 991	135 991	135 991	32 782	-	32 782	32 782	-	83 141	83 141	83 141	1
		-	135 991	135 991	135 991	32 782	-	32 782	32 782	-	83 141	83 141	83 141	
2	Training													
96		49 999	145 540 b	85 947	85 947	26 798	28 518	58 353 b	26 798	27 984	83 461 b	50 504	50 504	
99	[Component] Integration enterprises - Training PROFIJ - Training programme for the integration of youngsters (Azores)	1 325	936	484	484	484	1 325	936	484	853	417	180	180	
2.1	14	383	492	362	362	42	68	61	42	203	209	147	147	
63	Initial training (excluding apprenticeship)	2 024	1 974	634	634	517	1 870	1 829	517	817	851	173	173	2,3
64	Training for unemployed	1 012	10 029	12 703	12 703	1 819	142	1 466	1 819	691	6 841	8 770	8 770	4
67	Special training for disadvantaged groups	67	7 242	73	73	8	29	2 607	8	35	4 911	51	51	3,5
115	Vocational training for young and adults	19 657	61 421 b	17 137	17 137	6 886	6 980	32 008 b	6 886	12 283	34 574 b	10 364	10 364	3,6
134	[Component] Life and Work Programme - Intervention for vocational training and employment		54											7
135	Portuguese for everyone	528	2 793	2 058	2 058	252	69	378	252	299	1 553	1 123	1 123	
136	Modular training	3 184	39 149	34 555	34 555	3 870	370	4 461	3 870	1 906	22 387	19 664	19 664	
2.2	22	9 037	13 606	11 470	11 470	6 763	5 320	7 855	6 763	5 717	8 475	7 394	7 394	
98	Placement programme (Azores)	1 055	1 128	554	554	459	848	925	459	775	815	395	395	
127	[Component] Life and Work Programme (Madeira) - Socio-professional integration training period	9	14	12	12	1	1	2	1	1	2	1	1	8
132	Training/Employment (Madeira)	183	366	239	239	86	61	125	86	139	288	184	184	
134	[Component] Life and Work Programme - Practical vocational training aiming at socio-professional integration		559											7
2.3	127	-	-	-	-	-	-	-	-	-	-	-	-	8
2.4	7	11 535	5 777	5 666	5 666	5 611	11 435	5 700	5 611	4 265	2 138	2 058	2 058	
3	Job rotation and job sharing													
3.1	116	-	-	-	-	-	-	-	-	-	-	-	-	7,9
		-	-	-	-	-	-	-	-	-	-	-	-	

C.4.21 LMP participants by intervention and by type of action, 2008: Portugal

Category, intervention number and name	Number of participants												Notes
	Men and women						Women						
	Total			Under 25s			Total			Total			
	16 Stock	17 Entrants	18 Exits	16 Stock	17 Entrants	18 Exits	16 Stock	17 Entrants	18 Exits	16 Stock	17 Entrants	18 Exits	
4	83 093 b	37 686 b	31 083 b	35 006 b	19 308 b	15 907 b	43 888 b	19 535 b	15 716 b				
68	1 089	748	42	454	348	27	431	297	12				
96	2 277	1 342	1 231	232	152	159	1 794	1 023	934				
122	-	-	-	-	-	-	-	-	-				9
4.1	23	3 920	1 207	31	1 320	452	2 743	841	26				
24	13 813	4 550	68	2 784	1 078	23	7 577	2 667	42				10
29	46 897	24 214	24 805	29 552	16 948	15 445	22 661	11 587	11 800				11
31	3 734	524	387	240	89	24	1 370	213	129				11
37	10 715	4 374	4 513	373	235	215	6 734	2 803	2 772				11
96	643 b	116 b	- b	50 b	6 b	- b	577 b	104 b	- b				8
127	-	-	-	-	-	-	-	-	-				8
127	5	3	6	1	-	1	1	-	1				8
134	: n	554	:	: n	: n	:	: n	: n	:				7
134	: n	54	: n	: n	: n	: n	: n	: n	: n				7
5	6 093	2 719	2 127	4 405	1 424	1 054	2 672	1 098	836				
5.1	414	17	5	252	4	2	164	6	2				
5.2	5 550	2 639	2 056	4 032	1 360	994	2 462	1 071	807				
84	129	63	66	121	60	58	46	21	27				12

C.4.21 LMP participants by intervention and by type of action, 2008: Portugal

Category, intervention number and name	Number of participants													
	Men and women						Women						Notes	
	Total			Under 25s			Total			Total				
	16 Stock	17 Entrants	18 Exits	16 Stock	17 Entrants	18 Exits	16 Stock	17 Entrants	18 Exits	16 Stock	17 Entrants	18 Exits		
6	21 047	37 889	41 667	1 201	2 633	2 853	15 048	27 654	30 506					
3	18 080	32 939	36 729	835	2 005	2 196	13 108	24 282	27 081					
4	2 103	4 134	4 465	228	481	500	1 442	2 848	3 071					
86	204	309	120	36	47	34	110	225	107					
114	575	368	207	70	51	56	330	207	143					
128	85	139	146	32	49	67	58	92	104					
7	6 110	1 747	4	143	36	2	2 155	619	1					
24													10	
25	6 057	1 731	1	138	36	-	2 137	615	-					
69	42	13	-	2	-	-	10	2	-					
81	11	2	3	3	-	2	8	2	1					
134													7	
8	219 539	218 046	194 906	11 915	24 435	18 961	124 825	116 402	112 423					
8.1	148 198	140 223	90 178	5 898	12 281	6 514	79 853	71 690	47 334					
76	67 660	59 938	87 408	5 875	11 263	11 636	42 348	35 002	54 637					
8.2	344	2 959	2 120	16	191	127	203	1 850	1 452					
8.3	3 337	1 991	2 265	126	113	97	2 421	563	1 703				13	
8.5	-	12 935	12 935	-	587	587	-	7 297	7 297					

C.4.21 LMP participants by intervention and by type of action, 2008: Portugal

Category, intervention number and name	Number of participants									
	Men and women					Women				
	Total		Under 25s		18 Exits	Total		18 Exits		Notes
16 Stock	17 Entrants	16 Stock	17 Entrants	16 Stock		17 Entrants	18 Exits	18 Exits		
9 Early retirement	33 937	:	:	-	-	:	9 193	:	:	
9.2 41 Early retirement for the elderly unemployed	31 906	:	:	-	-	:	9 038	:	:	
44 Early retirement agreements between workers and employers	2 031	:	:	-	-	:	155	:	:	
2-7 Total LMP measures (categories 2-7)	166 342 b	225 581 b	160 828 b	69 273 b	81 754 b	46 614 b	91 747 b	132 367 b	97 563 b	
8-9 Total LMP supports (categories 8-9)	253 476	218 046 u	194 906 u	11 915	24 435	18 961 u	134 018	116 402 u	112 423 u	

Key : Not available; : Not significant; - Not applicable or real zero or zero by default; 0 or 0.00 Less than half of the unit used; e Eurostat estimate; s Estimated value; u Unreliable or uncertain data; participant data complete for interventions covering >=80% but <100% of expenditure; p Provisional data; b Break in series

Source Eurostat, LMP database: [lmp_partme_pt](#)

1 Data exclude Azores and Madeira (participant data not available) but note that expenditure for these regions is included in the relevant table.

2 Stock does not include data from IGSE.

3 Entrants data combines different observations: IGSE = total beneficiaries in the year; IEFP = new starts in the year.

4 Intervention ended. Stock data do not include data from IGSE, which account for around 40% of entrants.

5 Figures exclude data from Madeira (not available). Stock does not include data from IGSE.

6 Stock and exits: only public employment figures - IEFP.

7 Entrants: total beneficiaries (new starts plus end-year stock).

8 Components of theoretical-practical training (cat. 2.3) and socio-professional integration (cat. 4.1) not applied in 2008.

9 Intervention not applied in 2008.

10 Mixed intervention (categories 4 and 7). A breakdown of participants by component is not possible so all are allocated to category 4, which is the most important.

11 A small number of participants cannot be accurately allocated between interventions PT-29, 31 and 37. Participants by intervention may therefore be slightly under or over-stated but the total for the three is correct.

12 Stock: end-year figure.

13 Stock: total beneficiaries in the year.

C.4.22 LMP participants by intervention and by type of action, 2008: Romania

	Category, intervention number and name	Number of participants														Notes
		Men and women							Women							
		Total			Under 25s				Total			Total				
		16 Stock	17 Entrants	18 Exits	16 Stock	17 Entrants	18 Exits	16 Stock	17 Entrants	18 Exits	16 Stock	17 Entrants	18 Exits	16 Stock	17 Entrants	
1	Labour market services	363 369	922 888	900 879	58 100	161 234	155 171	161 840	399 324	382 942						
1.1	3 Information and counselling services provided by ANOFM to employees at risk of losing their job	-	22 067	-	-	2 122	-	-	9 513	-	-	-	-	-	-	-
5	Information and professional counselling for registered jobseekers	-	-	-	-	-	-	-	-	-	-	-	-	-	-	1
6	Labour mediation	363 369	922 888	900 879	58 100	161 234	155 171	161 840	399 324	382 942						
1.A	43 Adjustment double counting, category 1	-	-22 067	-	-	-2 122	-	-	-9 513	-	-	-	-	-	-	2
2	Training	34 558	44 259	39 594	7 769	11 805	10 260	23 266	25 251	22 320						
2.1	7 Training for registered unemployed	22 311	40 043	35 642	5 137	10 992	9 506	14 558	23 801	20 831						
35	Training for offenders	11 548	1 549	1 335	2 527	302	248	8 404	88	77						
2.3	40 Re-qualification and specialisation of the at risk employees	699	2 667	2 617	105	511	506	304	1 362	1 412						
3	Job rotation and job sharing	-	-	-	-	-	-	-	-	-						
4	Employment incentives	39 025	61 294	42 688	10 310	20 439	18 163	18 970	31 064	22 317						
4.1	10 Credits for entrepreneurs aimed at creating new jobs for unemployed persons	-	447	-	-	72	-	-	184	-	-	-	-	-	-	3
11	Income top-up for unemployed persons finding work before the expiry of the unemployment benefit period	9 611	18 262	21 441	148	615	499	4 475	9 121	9 856						
12	Installation allowance	-	1 333	-	-	245	-	-	366	-						
13	Relocation allowance	-	1 462	-	-	498	-	-	801	-						
14	Subsidies for graduate recruitment	10 859	13 933	19 896	9 418	12 629	16 746	6 468	8 253	11 622						
15	Subsidies for creating jobs for graduates from the medical sector	18	35	85	11	28	14	11	22	56						3
16	Subsidies for creating jobs for disabled graduates	26	33	-	22	30	-	14	20	-						
18	Subsidies for employers taking on registered unemployed	17 604	18 536	-	532	799	-	7 535	7 911	-						
19	Subsidies for the recruitment of disabled persons	260	286	-	70	93	-	108	120	-						
21	Incentives for employers taking on registered unemployed	31	-	-	2	-	-	13	-	-						
36	Subsidies for unemployed approaching pension age	478	306	-	9	-	-	259	162	-						
41	Income completion for graduates	138	1 607	1 266	98	1 153	904	87	996	783						
42	Installation allowance for graduates	-	5 054	-	-	4 277	-	-	3 108	-						
26	Other measures for young people with difficulties and at risk of professional exclusion	-	-	-	-	-	-	-	-	-						4
4.A	39 Adjustment for double counting, measures 11, 12 and 14	-	-	-	-	-	-	-	-	-						

C.4.22 LMP participants by intervention and by type of action, 2008: Romania

LMP participant	Category, intervention number and name	Number of participants												Notes			
		Men and women						Women									
		Total			Under 25s			Total			Total						
		16 Stock	17 Entrants	18 Exits	16 Stock	17 Entrants	18 Exits	16 Stock	17 Entrants	18 Exits	16 Stock	17 Entrants	18 Exits				
5	Supported employment and rehabilitation	-	-	-	-	-	-	-	-	-	-	-	-	-	-	-	-
6	Direct job creation	11 872	36 923	37 026	2 477	4 328	3 201	3 636	10 535	9 996							
20	Temporary employment	10 023	35 674	37 026	812	3 079	3 201	2 778	9 943	9 996							
25	Solidarity contracts for young people with difficulties and at risk of professional exclusion	1 849	1 249	: n	1 665	1 249	: n	858	592	: n							
7	Start-up incentives	: n	11 336	: n	: n	3 506	: n	: n	4 884	: n							
8	Counselling for business start-up	-	11 336	-	-	3 506	-	-	4 884	-							
9	Credits for unemployed entrepreneurs aimed at creating new jobs for other unemployed persons	: n	: n	: n	: n	: n	: n	: n	: n	: n							3
8	Out-of-work income maintenance and support	127 579	202 282	196 459	12 097	31 900	27 006	61 570	102 059	93 268							
8.1	2 [Component] Unemployment indemnity 2 - indemnity (50%)	10 239	27 321	23 865	9 194	24 381	21 007	5 662	15 620	12 782							
2	[Component] Unemployment indemnity 2 - indemnity (75%)	98 393	185 763	167 264	4 438	12 565	9 626	51 266	92 981	84 775							
22	Support in case of restructuring in the defence sector or state owned companies	20 633	6 039	17 977	64	13	23	5 940	2 105	4 269							
8.4	23 Compensation in case of restructuring of state owned companies and collective lay offs	2 442	2 097	-	1	1	-	972	673	-							
8.A	33 Adjustment for double-counting, category 8	- 16	-	-	- 2	-	-	- 8	-	-							5
44	Adjustment for double counting - unemployment benefits paid to persons in training (intervention RO-7)	- 4 112	- 18 938	- 12 647	- 1 598	- 5 060	- 3 650	- 2 262	- 9 320	- 8 558							
9	Early retirement	-	-	-	-	-	-	-	-	-							
2-7	Total LMP measures (categories 2-7)	85 455	153 812	119 308	20 556	40 078	31 624	45 872	71 734	54 633							
8-9	Total LMP supports (categories 8-9)	127 579	202 282	196 459	12 097	31 900	27 006	61 570	102 059	93 268							

Key : Not available; : n Not significant; - Not applicable or real zero or zero by default; 0 or 0.00 Less than half of the unit used; e Estimated value; s Eurostat estimate; u Unreliable or uncertain data; participant data complete for interventions covering >=80% but <100% of expenditure; p Provisional data; b Break in series

Source Eurostat, LMP database: [lmp_partme_ro](#)

1 Participants are the same persons as reported for Labour mediation (RO-6).

2 Adjustment for double-counting (of entrants) between interventions 3 and 6. In order to benefit from counselling services (RO-3), participants must first register with ANOFM (new registrations counted in RO-6).

3 Intervention coming to an end.

4 Intervention not applied in 2008.

5 Adjustment for double counting between participants receiving unemployment indemnity (RO-2) and those receiving income completion (RO-22).

C.4.23 LMP participants by intervention and by type of action, 2008: Slovenia

	Category, intervention number and name	Men and women										Number of participants		
		Total					Men and women					Women		
		16 Stock	17 Entrants	18 Exits	16 Stock	17 Entrants	18 Exits	16 Stock	17 Entrants	18 Exits	16 Stock	17 Entrants	18 Exits	Notes
1	Labour market services	:	512 741 s	:	:	:	:	:	:	:	:	:	:	
1.1	Job clubs	274	1 186	1 290	61	264	294	198	855	940				
46	Medical employment counselling	:	3 613	:	:	:	:	:	:	:				
48	[Component] General services and counselling -	:	503 444 s	:	:	:	:	:	:	:				
57	Help in planning professional career and in searching employment	107	4 381	4 303	13	1 291	1 284	73	2 996	2 925				
64	Inclusion of unemployed persons into new and development projects	24	117	104	3	4	-	14	66	59				
2	Training	3 421	12 865	13 788	1 017	3 056	3 314	2 166	8 105	8 814				
2.1	9 Project learning for younger adults (PUM)	67	114	117	63	110	109	33	41	56				
10	Development and training programmes	850	4 702	5 124	156	699	750	468	2 932	3 248				
11	Programmes for obtaining professional education [Programme 10.000+]	1 678	2 263	2 704	599	795	985	1 097	1 441	1 771				
26	Training for a successful life: A bridge to education	4	29	-	2	9	-	2	18	-				
28	National professional qualifications	4	240	229	1	43	38	2	89	82				
2.2	12 On the job and integrated training programmes	686	3 313	3 315	158	780	780	491	2 358	2 359				
14	Work trial	132	2 204	2 299	38	620	652	73	1 226	1 298				
3	Job rotation and job sharing	-	-	-	-	-	-	-	-	-				
4	Employment incentives	586	1 039	295	102	169	30	338	646	156				
4.1	60 Promotion of new employment of long-term unemployed, recipients of financial social assistance	284	83	120	66	14	30	169	50	86				
61	Promotion of new employment of older people in 2007	75	-	173	-	-	-	29	-	68				1
66	Encouragement of employment of old unemployed persons	120	482	-	-	-	-	64	258	-				
67	Promoting employment of young unemployed persons	46	195	-	32	138	-	25	108	-				
68	Promoting new employment of long-term unemployed persons - recipients of financial social assistance for 2008	24	115	2	3	13	-	14	66	2				
69	Assistance in employment of long-term unemployed women 2	37	164	-	1	4	-	37	164	-				
5	Supported employment and rehabilitation	-	-	-	-	-	-	-	-	-				

C.4.23 LMP participants by intervention and by type of action, 2008: Slovenia

Category, intervention number and name		Number of participants											
		Men and women						Women					
		Total			Under 25s			Total			Total		
		16 Stock	17 Entrants	18 Exits	16 Stock	17 Entrants	18 Exits	16 Stock	17 Entrants	18 Exits	16 Stock	17 Entrants	18 Exits
6	Direct job creation	2 319	4 582	3 932	119	247	228	1 451	2 985	2 460			
3	Public works	2 097	3 936	3 930	111	227	227	1 263	2 460	2 458			
70	Promoting employment of long-term unemployed persons	75	282	1	4	11	-	51	184	1			
71	Co-financing of employment in providing home help and personal assistance for 2008	147	364	1	4	9	1	137	341	1			
7	Start-up incentives	823	4 854	3 343	46	288	191	320	1 928	1 319			
16	Promotion of self-employment / entrepreneurship (ESS)	811	1 599	88	44	99	2	316	642	33			
65	Assistance in self-employment	12	3 255	3 255	2	189	189	4	1 286	1 286			
8	Out-of-work income maintenance and support	14 545	25 660	22 752	286	1 694	1 478	7 223	13 954	13 190			
8.1	Unemployment insurance	14 545	25 660	22 752	286	1 694	1 478	7 223	13 954	13 190			
32	Unemployment assistance	: n	-	: n	: n	-	: n	: n	-	: n		1	
9	Early retirement	-	-	-	-	-	-	-	-	-			
2-7	Total LMP measures (categories 2-7)	7 149	23 340	21 358	1 284	3 760	3 763	4 275	13 664	12 749			
8-9	Total LMP supports (categories 8-9)	14 545	25 660	22 752	286	1 694	1 478	7 223	13 954	13 190			

Key : Not available; : n Not significant; - Not applicable or real zero or zero by default; 0 or 0.00 Less than half of the unit used; e Estimated value; s Eurostat estimate; u Unreliable or uncertain data; participant data complete for interventions covering >=80% but <100% of expenditure; p Provisional data; b Break in series

Source Eurostat, LMP database: [lmp_partime_si](#)

1 Intervention coming to an end.

C.4.24 LMP participants by intervention and by type of action, 2008: Slovakia

Category, intervention number and name		Number of participants										
		Men and women					Women					
		Total		Under 25s		18 Exits	16 Stock	17 Entrants	18 Exits	16 Stock	17 Entrants	18 Exits
		16 Stock	17 Entrants	18 Exits	16 Stock	17 Entrants	18 Exits	16 Stock	17 Entrants	18 Exits		
1	Labour market services											
1.1	3 Professional consultancy		451 302	451 302			90 879		247 517	247 517		1
			451 302	451 302			90 879		247 517	247 517		
2	Training	1 328	19 883	19 731	199 s	3 425	3 417	811 s	11 233	11 253		
2.1	4 Education and preparation for the labour market of the job seeker and person interested in employment	679	12 143	12 248	90	2 040	2 040	471	7 502	7 568		
21	Benefits during labour market training and during work preparation opportunities for the disabled	354	1 693	1 693	58 s	279	279	227 s	1 087	1 087		
27	Projects and programmes - education and training for the labour market	295	6 047	5 790	51	1 106	1 098	113	2 644	2 598		
3	Job rotation and job sharing	-	-	-	-	-	-	-	-	-		
4	Employment incentives	10 074 s	22 523	23 240	4 665 s	9 910	10 993	6 605 s	14 774	15 272		
4.1	6 Contribution for employing a disadvantaged job seeker	4 951	1 868	2 397	1 260	416	619	3 149	1 056	1 440		
7	Contribution for the graduate practice	3 094	7 451	8 476	3 093	7 447	8 471	2 134	5 174	5 886		
20	Contribution for commuting to work	1 786 s	12 311	12 311	273 s	1 883	1 883	1 148 s	7 913	7 913		
22	Allowances to support the integration of disadvantaged jobseekers	14	64	40	5	25	15	9	43	25		
23	Subsidies to support the sustainment of low-wage jobs taken up by registered jobseekers	229	823	10	34	136	2	165	584	4		
25	Relocation allowance when taking up a new job	-	6	6	-	3	3	-	4	4		
5	Supported employment and rehabilitation	2 008	7 872	544	130	252 s	38	1 061	4 416	290		
5.1	10 Contribution for establishing and maintaining the protected workshop and protected workplace	1 781	899	433	118	56	31	927	544	228		
12	Contribution for activities of the assistant at work	151	159	43	11	12	6	85	89	22		
13	Contribution to cover operating costs of the sheltered workshop or sheltered workplace and employees transport costs	-	6 592	-	-	182 s	-	-	3 669	-		
26	Subsidies to sustain jobs for disabled workers	76	222	68	1	2	1	49	114	40		
6	Direct job creation	57 160	187 807	173 670	5 598	22 179	20 729	27 616	91 250	82 927		
8	Contribution for activation activity in the form of minor communal services performed for a municipality	49 975	171 137	160 022	4 559	19 698	18 712	23 442	81 630	75 176		
24	Contribution for activation activity in the form of voluntary works	7 185	16 670	13 648	1 039	2 481	2 017	4 174	9 620	7 751		

C.4.24 LMP participants by intervention and by type of action, 2008: Slovakia

Category, intervention number and name	Number of participants											
	Men and women						Women					
	Total			Under 25s			Total			Total		
	16 Stock	17 Entrants	18 Exits	16 Stock	17 Entrants	18 Exits	16 Stock	17 Entrants	18 Exits	16 Stock	17 Entrants	18 Exits
7	20 998	12 433	9 335	3 793	2 367	1 579	8 222	4 791	3 559			
5	20 156	12 096	8 997	3 765	2 357	1 562	7 860	4 624	3 431			
11	842	337	338	28	10	17	362	167	128			
8	22 285	72 918	69 045	863	3 243	3 030	11 933	37 628	36 136			
8.1	22 285	68 670	64 797	863	2 964	2 751	11 933	35 682	34 190			
8.5	-	4 248	4 248	-	279	279	-	1 946	1 946			
9	57 505	30 850	21 570 e	-	-	- e	15 663	11 972	10 160 e			
9.2	57 505	30 850	21 570 e	-	-	- e	15 663	11 972	10 160 e			2
2-7	91 568 s	250 518	226 520	14 386 s	38 133 s	36 756	44 315 s	126 464	113 301			
8-9	79 790	103 768	90 615 e	863	3 243	3 030 e	27 596	49 600	46 296 e			

Key : Not available; :n Not significant; - Not applicable or real zero or zero by default; 0 or 0.00 Less than half of the unit used; e Estimated value; s Eurostat estimate; u Unreliable or uncertain data; participant data complete for interventions covering >=80% but <100% of expenditure; p Provisional data; b Break in series

Source Eurostat, LMP database: [lmp_partime_sk](#)

1 Entrants: total number of professional consultancies which have been made during the year.

2 Stock: end-year figure.

C.4.25 LMP participants by intervention and by type of action, 2008: Finland

	Category, intervention number and name	Number of participants											
		Men and women						Women					
		Total			Under 25s			Total			Total		
		16 Stock	17 Entrants	18 Exits	16 Stock	17 Entrants	18 Exits	16 Stock	17 Entrants	18 Exits	16 Stock	17 Entrants	18 Exits
1	Labour market services	1 528	463 897	:	143 u	139 496 u	:	432 u	:				
1.1	Mobility allowance	-	17 312	17 312	-	5 949	5 949	-	-	-	-	-	
20	Vocational guidance	-	29 076	:	-	9 856 e	:	-	-	18 957	:	1	
22	Vocational rehabilitation	762	27 847	:	:	:	:	:	:	:	:	2	
47	Interviews and individual action plans	-	362 766	:	-	118 153	:	-	-	181 243	:	3	
48	Integration	-	10 509	:	-	2 477	:	-	-	6 309	:	4	
49	Job clubs	766	16 387	16 673	143 e	3 061	3 114	432 e	9 246	9 407			
2	Training	45 701	132 187	128 048 u	11 049 e	38 222	35 688 e	24 925 e	71 128	70 727 u			
2.1	Labour market training	28 181	73 655	71 406	4 738 e	12 384	11 998	14 256 e	37 260	36 919			
17	Training allowance	1 742	1 122	:	-	-	-	1 584 e	876	:			
2.2	Employment subsidy for coaching for working life	1 402	6 566	6 185	228	1 166	1 006 e	978	4 714	4 315 e			
15	Trainee work/coaching for working life with labour market support	9 353	46 656	46 817	4 269	23 010	21 369 e	5 517	27 405	27 616 e			
2.4	Apprenticeship for the unemployed	5 023	4 188	3 640	1 814	1 662	1 315 e	2 590	873	1 877 e			
3	Job rotation and job sharing	7 906	13 284	:	1 428 e	2 359	:	5 673	9 664	:			
3.1	Job rotation	7 069	11 668	:	1 382 e	2 269	:	4 948	8 255	:			
3.2	Part-time pay supplement	837	1 616	1 599	46	90	88 e	725	1 409	1 385 e			
4	Employment incentives	13 837	23 221	22 767	678	1 448	1 116 e	7 224	11 696	11 886 e			
4.1	Employment subsidy, private companies	13 837	23 221	22 767	678	1 448	1 116 e	7 224	11 696	11 886 e			
5	Supported employment and rehabilitation	8 205 e	27 411 e	:	1 778 e	7 336 e	:	4 109 e	14 701 e	:			
5.1	Employment supporting activity of the municipalities	2 750 e	2 800 e	:	195 e	198 e	:	1 100 e	1 120 e	:	1,5		
5.2	Rehabilitation activities of the social insurance institution	2 657	14 260	:	771 e	4 136	:	1 466 e	7 869 e	:	1		
26	Rehabilitation activities of the employment pension scheme	2 248	8 521	3 603	652 e	2 471 e	1 045 e	1 240	4 702	2 179	1		
27	Rehabilitation activities of the accident and traffic insurance	550 e	1 830	:	160 e	531 e	:	303 e	1 010 e	:	1		
6	Direct job creation	11 726	30 858	:	736 e	2 212	:	6 625 e	16 084	:			
8	Temporary government employment	1 149	2 107	2 109	31	63	57 e	669	1 062	1 228 e			
9	Employment subsidy, municipalities	6 871	12 896	12 744	534	1 419	990 e	4 322	8 034	8 016 e			
36	Rehabilitative work experience	3 706	15 855	:	171 e	730	:	1 634 e	6 988	:			

C.4.25 LMP participants by intervention and by type of action, 2008: Finland

	Category, intervention number and name	Number of participants											
		Men and women						Women					
		Total		Under 25s		18 Exits		Total		17 Entrants		18 Exits	
		16 Stock	17 Entrants	16 Stock	17 Entrants	18 Exits	16 Stock	17 Entrants	16 Stock	17 Entrants	18 Exits	Notes	
7	Start-up incentives	4 388	8 550	6 887	375	828	590 e	2 101	4 081	3 296 e			
11	Start-up grant	1 987	3 688	3 072	134	302	207 e	1 003	1 875	1 551 e			
55	Start-up grant for non-unemployed	2 401	4 862	3 815	241	526	383 e	1 098	2 206	1 745 e			
8	Out-of-work income maintenance and support	179 305	229 113	:	11 526	27 094 u	:	89 846	118 160 u	:			
8.1	Earnings-related unemployment allowance	77 180	106 967	:	1 586	4 603	:	40 001	53 174	:			
2	Basic unemployment allowance	13 086	21 835	:	1 462	3 867	:	5 660	9 527	:			
4	Labour market support (passive component)	66 746	46 489	:	6 793	12 649	:	28 195	22 586	:			
8.2	Earnings related adjusted unemployment allowance as partial unemployment benefit	502	3 288	:	11	81	:	232	1 451	:			
32	Adjusted basic unemployment allowance or labour market support as partial unemployment benefit	3	19	:	1	7	:	2	6	:			
8.3	Earnings related adjusted unemployment allowance as part-time unemployment benefit	13 605	28 703	:	294	1 108	:	10 473	21 875	:			
33	Adjusted basic unemployment allowance or labour market support as part-time unemployment benefit	8 183	14 098	:	1 379	4 779	:	5 283	9 541	:			
8.5	Pay security	-	7 714	7 714	-	:	:	-	:	:			
9	Early retirement	47 897	12 667	10 583	-	-	-	25 215	6 592	5 575			
9.2	Unemployment pension	47 897	12 667	10 583	-	-	-	25 215	6 592	5 575			
2-7	Total LMP measures (categories 2-7)	91 763 e	235 511 e	:	16 044 e	52 405 e	39 574 u	50 657 e	127 354 e	:			
8-9	Total LMP supports (categories 8-9)	227 202	241 780	:	11 526	27 094 u	:	115 061	124 752 u	:			

Key : Not available; :n Not significant; - Not applicable or real zero or zero by default; 0 or 0.00 Less than half of the unit used; e Estimated value; s Eurostat estimate; u Unreliable or uncertain data; participant data complete for interventions covering >=80% but <100% of expenditure; p Provisional data; b Break in series

Source Eurostat, LMP database: [lmp_partime_fi](#)

1 Entrants: total beneficiaries (new starts plus end-year stock).

2 Entrants: total number of activities financed by the Employment and Economy Administration. A person in rehabilitation usually benefits from various activities during rehabilitation (examinations, ability testing, job trials, etc).

3 Entrants include the Individual action plans which have been made during the year.

4 Entrants correspond to the integration plans which have been made during the year.

C.4.26 LMP participants by intervention and by type of action, 2008: Sweden

	Category, intervention number and name	Number of participants														Notes
		Men and women							Women							
		Total			Under 25s				Total			Under 25s				
		16 Stock	17 Entrants	18 Exits	16 Stock	17 Entrants	18 Exits	16 Stock	17 Entrants	18 Exits	16 Stock	17 Entrants	18 Exits	16 Stock	17 Entrants	
1	Labour market services	377 644	821 175 e	719 546 e	62 910	234 775 e	189 168 e	194 781	411 259 e	374 443 e						
1.1	Individual guidance service	337 855	735 223 e	681 751 e	53 251	201 904 e	176 212 e	174 874	370 293 e	356 299 e						
42	Activity Guarantee	: n	-	: n	: n	-	: n	: n	-	: n					1	
70	[Component] Job and Development Programme - Assisted jobseeker activities	30 535	54 099 e	25 200 e	588	1 158 e	711 e	15 691	26 842 e	12 480 e					2	
74	[Component] Youth Job Programme - Assisted jobseekers activities	9 254	31 853	12 595	9 071	31 713	12 245	4 216	14 124 e	5 664 e					2	
2	Training	10 421	25 376 e	32 066 e	1 612	2 970 e	4 265 e	4 262	10 421 e	13 776 e						
43	Activities within counselling, guidance and placement services	318	1 789	4 287	17	103	173	186	1 000	2 328						
47	Projects with Employment Policy Orientation	97	335	466	14	49	101	56	180	246						
70	[Component] Job and Development Programme - Training	2 507	2 323 e	1 738 e	59	53 e	59 e	1 137	1 069 e	670 e					2	
74	[Component] Youth Job Programme - Training	720	1 077	589	689	1 066	570	201	307 e	190 e					2	
2.1	Preparatory Training Courses	2 033	10 688	12 785	197	948	1 320	990	4 843	5 997						
50	Employment Training	4 637	8 647	11 623	626	709	1 968	1 624	2 699	4 007						
2.2	Apprentice Jobs	18	47	101	4	5	40	7	14	32					1	
2.3	In-depth Assessment and Counselling Guidance	91	470	477	6	37	34	61	309	306						
3	Job rotation and job sharing	-	-	-	-	-	-	-	-	-						

C.4.26 LMP participants by intervention and by type of action, 2008: Sweden

	Category, intervention number and name	Number of participants														Notes
		Men and women							Women							
		Total			Under 25s				Total			Total				
		16 Stock	17 Entrants	18 Exits	16 Stock	17 Entrants	18 Exits	16 Stock	17 Entrants	18 Exits	16 Stock	17 Entrants	18 Exits	16 Stock	17 Entrants	
4	Employment incentives	83 437	84 811 e	67 665 e	3 873	10 153 e	6 208 e	34 859	35 914 e	29 550 e						
4.1	Municipal youth programme	12	-	681	12	-	681	8	-	379						1
12	Wage subsidies	57 125	19 858	19 077	1 855	1 493	946	22 659	7 956	7 322						
15	Mobility allowance	-	25 804	-	-	3 096	-	-	10 745	-						
31	Youth guarantee	22	2	668	22	2	665	12	1	288						1
35	Work Experience	1 205	7 475	8 990	97	539	1 017	575	3 556	4 308						
37	Extended recruitment incentive (for persons enrolled with the PES for 2 years)	219	2	1 401	10	-	54	76	-	496						1
40	Grants for technical aids and workplace adjustments and for a works assistant	-	12 876	-	-	2 234	-	-	5 940	-						
44	Special recruitment incentive	5 896	7 026	6 175	61	125	56	2 403	2 934	2 322						
60	Development Employment	2 524	2 818	3 588	303	428	402	1 082	1 223	1 452						
63	Plus Jobs	6 893	32	16 525	262	2	506	3 749	17	8 801						
65	Trial Opportunity	218	1 537	1 660	18	132	157	108	743	794						
70	[Component] Job and Development Programme - Work experience	7 199	2 579 e	5 835 e	104	37 e	127 e	3 453	1 219 e	2 380 e						2
73	Entry recruitment incentive	1 170	3 322	1 638	198	588	259	336	975	410						
74	[Component] Youth Job Programme - Work experience	954	1 480	1 427	931	1 477	1 338	398	605 e	598 e						2
5	Supported employment and rehabilitation	38 431	36 494	28 665	1 519	3 429 e	2 672 e	17 589	19 746 e	15 316 e						
5.1	Public sheltered employment (OSA)	4 735	1 918	1 936	132	157	123	1 315	551	519						
21	Samhall	19 383	1 833	2 542	175	17 e	23 e	9 025	870	1 039						3
61	Security Employment	6 019	4 967	978	467	384	108	2 185	1 831	346						
5.2	Employability rehabilitation programme	7 666	27 171	22 838	653	2 675	2 361	4 735	16 203	13 228						
70	[Component] Job and Development Programme - Employability rehabilitation	541	416	312	9	10	13	295	223 e	161 e						2
74	[Component] Youth Job Programme - Employability rehabilitation	87	189	59	83	186	44	34	68 e	23 e						2
6	Direct job creation	-	-	-	-	-	-	-	-	-						
7	Start-up incentives	2 686	4 477	5 890	85	177	174	1 316	2 246 e	2 877 e						
9	Start-up grants	2 179	3 806	5 447	54	78	158	1 095	1 878	2 661						
69	Start-up grants for disabled entrepreneurs	-	474	-	-	8	-	-	268	-						
70	[Component] Job and Development Programme - Start-up	477	166	427	3	60	4	204	79 e	207 e						2
74	[Component] Youth Job Programme - Start up	30	31	16	28	31	12	17	21 e	9 e						2

C.4.26 LMP participants by intervention and by type of action, 2008: Sweden

EUROSTAT	Category, intervention number and name	Number of participants											
		Men and women						Women					
		Total		Under 25s		Total		16 Stock		17 Entrants		18 Exits	
		16 Stock	17 Entrants	18 Exits	16 Stock	17 Entrants	18 Exits	16 Stock	17 Entrants	18 Exits	16 Stock	17 Entrants	18 Exits
8	Out-of-work income maintenance and support	196 795	480 801	463 321	22 284	85 595 u	85 231	116 718	240 527 u	259 143			
8.1	[Component] Unemployment insurance and Basic insurance - Full-time unemployed	103 578	329 949	305 605	11 504	60 906	54 813	48 442	153 849	150 194			
8.3	[Component] Unemployment insurance and Basic insurance - Part-time unemployed	93 217	127 861	157 716	10 780	24 689	30 418	68 276	86 678	108 949			
8.5	Wage guarantee	-	22 991	-	-	:	-	-	:	-			
9	Early retirement	-	-	-	-	-	-	-	-	-			
2-7	Total LMP measures (categories 2-7)	134 975	151 158 e	134 286 e	7 089	16 729 e	13 319 e	58 026	68 327 e	61 519 e			
8-9	Total LMP supports (categories 8-9)	196 795	480 801	463 321	22 284	85 595 u	85 231	116 718	240 527 u	259 143			

Key : Not available; :n Not significant; - Not applicable or real zero or zero by default; 0 or 0.00 Less than half of the unit used; e Eurostat estimate; s Estimated value; u Unreliable or uncertain data; participant data complete for interventions covering >=80% but <100% of expenditure; p Provisional data; b Break in series

Source Eurostat, LMP database: [lmp_parttime_se](#)

1 Intervention coming to an end.

2 The allocation of participants to components is basically based on register data, but also partly on estimates.

3 Stock: end-year figure.

C.4.27 LMP participants by intervention and by type of action, 2008: United Kingdom

Category, intervention number and name	Number of participants																						
	Men and women						Women																
	Total			Under 25s			16 Stock	17 Entrants	18 Exits	16 Stock	17 Entrants	18 Exits											
4	Employment incentives																						
4.1	[Component] New Deal for 18-24 - Employment option	46 696	:	:	:	:	:	:	:	:	:	:	:	:	:	:	:	:	:	:	:	:	
2	[Component] New Deal 25 plus - IAP employment related options	800	:	:	:	790	:	:	:	:	:	200	:	:	:	:	:	:	:	:	:	:	1
29	Job Grant	8 424	:	:	:	-	:	:	:	:	:	1 430	:	:	:	:	:	:	:	:	:	:	
31	Access to work	-	:	:	:	-	:	:	:	:	:	-	:	:	:	:	:	:	:	:	:	:	2
33	[Component] Remploy - Interwork	31 000	:	:	:	236 973	s	:	:	:	:	:	:	:	:	:	:	:	:	:	:	:	5
		6 472	:	:	:																		
5	Supported employment and rehabilitation	16 154	u	:	:	:	:	:	:	:	:	:	:	:	:	:	:	:	:	:	:	:	
24	Work preparation	:	:	:	:	:	:	:	:	:	:	:	:	:	:	:	:	:	:	:	:	:	
33	[Component] Remploy - Remploy	3 504	:	:	:	:	:	:	:	:	:	:	:	:	:	:	:	:	:	:	:	:	5
53	[Component] Northern Ireland Employment Programmes	12 650	e	:	:	:	:	:	:	:	:	:	:	:	:	:	:	:	:	:	:	:	3,4
49	Residential Training Colleges	:	:	:	:	800	:	:	:	:	:	:	:	:	:	:	:	:	:	:	:	:	
6	Direct job creation	8 300	:	:	:	8 280	:	:	:	:	:	2 100	:	:	:	:	:	:	:	:	:	:	
1	[Component] New Deal for 18-24 - Voluntary sector & Environment Task Force options	8 300	:	:	:	8 280	:	:	:	:	:	2 100	:	:	:	:	:	:	:	:	:	:	1
7	Start-up incentives	-	:	:	:	-	:	:	:	:	:	-	:	:	:	:	:	:	:	:	:	:	
8	Out-of-work income maintenance and support	1 021 545				3 392 750						311 350											
8.1	Jobseeker's allowance (JSA); payments	1 021 545				3 392 750						311 350											6
9	Early retirement	-	:	:	:	-	:	:	:	:	:	-	:	:	:	:	:	:	:	:	:	:	
2-7	Total LMP measures (categories 2-7)	92 885	u	:	:	:	:	:	:	:	:	:	:	:	:	:	:	:	:	:	:	:	
8-9	Total LMP supports (categories 8-9)	1 021 545				3 392 750						311 350											

Key : Not available; :n Not significant; - Not applicable or real zero or zero by default; 0 or 0.00 Less than half of the unit used; e Estimated value; s Eurostat estimate; u Unreliable or uncertain data; participant data complete for interventions covering >=80% but <100% of expenditure; p Provisional data; b Break in series

Source Eurostat, LMP database: [lmp_partime_uk](#)

1 Stock: other one-off observation.

2 Stock: end-year figure.

3 Data refer to 2007.

4 Stock: start-year figure.

5 Interwork: number of disabled persons supported into work with other employers in 2008. Remploy: average number of supported persons in Remploy businesses at the end of 2008.

6 NOMIS

C.4.28 LMP participants by intervention and by type of action, 2008: Norway

LMP participant	Category, intervention number and name	Men and women												Number of participants						
		Total						Under 25s						Men			Women			
		17 Entrants		18 Exits		16 Stock		17 Entrants		18 Exits		16 Stock		17 Entrants		18 Exits		Total		
		16 Stock	17 Entrants	18 Exits	16 Stock	17 Entrants	18 Exits	16 Stock	17 Entrants	18 Exits	16 Stock	17 Entrants	18 Exits	16 Stock	17 Entrants	18 Exits	16 Stock	17 Entrants	18 Exits	Notes
1	Labour market services	805	8 201	8 629	143	1 589	1 859	402	3 849	4 121	805	8 201	8 629	143	1 589	1 859	402	3 849	4 121	
1.1	4 Job clubs	805	8 201	8 629	143	1 589	1 859	402	3 849	4 121										
2	Training	29 479	62 898	74 559	4 988	14 346	17 349	17 022	31 981	39 669	29 479	62 898	74 559	4 988	14 346	17 349	17 022	31 981	39 669	
2.1	7 Labour Market Training (AMO)	4 113	17 685	17 537	788	3 874	4 411	2 105	7 920	8 098										
	22 Education in regular schools	19 337	23 353	33 768	1 860	2 563	3 861	11 677	12 793	19 398										
	35 Labour Market Training for occupationally disabled (AMO)	2 221	8 793	9 005	317	1 267	1 450	1 163	4 314	4 508										
2.2	8 Work experience in ordinary enterprises	3 808	13 067	14 249	2 023	6 642	7 627	2 077	6 954	7 665										
3	Job rotation and job sharing	-	-	-	-	-	-	-	-	-	-	-	-	-	-	-	-	-	-	
4	Employment incentives	4 960	14 114	15 238	988	2 806	3 347	1 747	5 495	5 846	4 960	14 114	15 238	988	2 806	3 347	1 747	5 495	5 846	
4.1	6 Wage subsidies to employers	1 735	5 053	5 448	342	961	1 138	580	1 735	1 848										
	28 Wage subsidies for the occupationally disabled	2 094	4 158	4 678	210	467	568	663	1 373	1 499										
	30 Work experience in ordinary enterprises for the occupationally disabled	1 131	4 903	5 112	436	1 378	1 641	504	2 387	2 499										
5	Supported employment and rehabilitation	13 881	29 356	22 591	2 128	4 355	4 006	6 773	14 112	10 517	13 881	29 356	22 591	2 128	4 355	4 006	6 773	14 112	10 517	
5.1	15 Work experience in sheltered enterprises	4 994	9 582	9 559	952	1 804	1 979	2 490	4 642	4 617										
	19 Supported employment (AB)	5 502	8 061	8 007	757	1 174	1 353	2 722	3 735	3 721										
	23 Clarification programmes in sheltered workshops	1 858	9 959	2 213	219	1 148	272	976	5 099	1 119										
5.2	24 Qualification programmes in sheltered workshops	1 527	1 754	2 812	200	229	402	585	636	1 060										
6	Direct job creation	6 658	20 737	15 448	689	1 952	1 684	3 882	12 296	8 905	6 658	20 737	15 448	689	1 952	1 684	3 882	12 296	8 905	
	11 Temporary public employment (KAJA)	19	44	43	1	5	9	7	11	13										
	14 Temporary employment measures for the occupationally disabled	91	147	181	20	37	48	44	71	88										
	21 Work experience - Practice in regular places of work for the occupationally disabled	6 548	20 546	15 224	668	1 910	1 627	3 831	12 214	8 804										
7	Start-up incentives	291	695	947	6	10	22	150	349	493	291	695	947	6	10	22	150	349	493	
	25 Start your own business	291	695	947	6	10	22	150	349	493										

C.4.28 LMP participants by intervention and by type of action, 2008: Norway

	Category, intervention number and name	Number of participants												
		Men and women						Women						
		Total		Under 25s		18 Exits		Total		17 Entrants		18 Exits		
		16 Stock	17 Entrants	18 Exits	16 Stock	17 Entrants	18 Exits	16 Stock	17 Entrants	18 Exits	16 Stock	17 Entrants	18 Exits	Notes
8	Out-of-work income maintenance and support	45 534 s	130 609 s	116 674 s	4 680 s	13 053 s	12 628 s	22 160 s	66 274 s	59 173 s				
8.1	[Component] Unemployment benefits - Full unemployment benefits	28 288 s	61 376 s	53 763 s	3 233 s	7 015 s	6 145 s	12 841 s	27 861 s	24 405 s				1
27	Payments for occupational rehabilitation between measures	16 523	69 165	61 124	1 446	6 038	6 481	8 972	38 380	33 910				
29	Waiting benefit	723	68	1 787	1	0 s	2 s	347	33 s	858 s				2
8.3	[Component] Unemployment benefits - Part-time unemployment benefits	-	-	-	-	-	-	-	-	-				1
8.4	[Component] Unemployment benefits - Redundancy compensation	-	:	:	-	:	:	-	:	:				1
8.5	[Component] Unemployment benefits - Bankruptcy compensation	-	:	:	-	:	:	-	:	:				1
9	Early retirement	-	-	-	-	-	-	-	-	-				
2-7	Total LMP measures (categories 2-7)	55 269	127 800	128 783	8 799	23 469	26 408	29 574	64 233	65 430				
8-9	Total LMP supports (categories 8-9)	45 534 s	130 609 s	116 674 s	4 680 s	13 053 s	12 628 s	22 160 s	66 274 s	59 173 s				

Key : Not available; :n Not significant; - Not applicable or real zero or zero by default; 0 or 0.00 Less than half of the unit used; e Eurostat estimate; s Estimated value; u Unreliable or uncertain data; participant data complete for interventions covering >=80% but <100% of expenditure; p Provisional data; b Break in series

Source Eurostat, LMP database: [lmp_partime_no](#)

1 Data shown under 8.1 Full unemployment benefits refer to all types of benefit, the breakdown between full and part-time benefits is not available.

2 Intervention ended in July 2008.

C.5 LMP stocks by type of intervention, 1998-2008

C.5.1 Stocks of participants in LMP measures (categories 2-7), total, 1998-2008

	Number of participants											
	1998	1999	2000	2001	2002	2003	2004	2005	2006	2007	2008	
EU-27	:	:	:	:	:	:	:	:	:	:	:	:
EU-15	:	:	:	:	:	:	8 511 960 u	9 089 313 u	10 178 267 u	9 998 294 u	10 266 942 u	9 073 646 u
BE	:	:	:	:	:	:	339 633 u	338 661 u	400 366 u	452 670 e	516 789 e	89 788 s
BG	:	:	:	:	:	:	103 437 u	88 781 e	114 163	79 889	79 889	48 678
CZ	:	:	:	:	:	:	49 395 u	59 809	58 666	58 252	58 252	149 899 e
DK	122 975	145 883 e	141 110 e	148 267 e	159 816 e	150 036 e	149 515 e	143 977 e	137 822 e	138 864 e	149 899 e	1 572 787
DE	1 403 734 u	1 566 522 u	1 516 968 u	1 623 584 u	1 612 301 u	1 589 650 u	1 515 783 u	1 508 310 u	2 428 308	1 615 013	1 615 013	1 263
EE	:	:	:	:	:	801 u	1 120 u	2 194 s	2 175 s	1 651 s	1 651 s	71 172 e
IE	98 399 u	103 730 u	104 662 u	96 019 u	82 362 u	70 540 u	69 600 u	63 177 u	61 898 s	68 388	68 388	42 899 e
EL	:	196 497	220 669	34 435 e	19 212 u	:	:	:	41 646 u	39 725	39 725	2 716 406 u
ES	:	1 407 257 u	1 575 065 u	1 444 908 u	1 678 496 u	1 992 277 u	1 860 895 u	2 721 158 u	2 796 458 u	3 470 994 u	3 470 994 u	1 538 663 u
FR	1 778 708 u	1 776 058 u	1 774 589 u	1 704 005 u	1 623 116 u	1 675 410 u	1 509 191 u	1 523 797 u	1 576 240 u	1 672 583 u	1 672 583 u	1 460 834 u
IT	:	1 827 952 u	1 911 363 u	2 174 318 u	2 292 610 u	2 302 723 u	1 981 124 u	1 765 390 u	1 694 608 u	1 551 557 u	1 551 557 u	1 651 u
CY	:	:	:	:	:	:	:	:	1 377 s	2 970 s	2 970 s	5 444 u
LV	:	:	:	:	:	5 470	4 677 u	9 631 s	9 622 s	8 183	8 183	14 135 u
LT	:	:	:	:	:	16 767 u	13 047 u	:	17 282 u	20 565 u	20 565 u	13 511 u
LU	:	:	:	:	5 190 u	7 223 u	8 445 u	9 336 u	9 743 u	12 527 u	12 527 u	68 260
HU	:	:	:	:	:	:	87 060 u	71 359 u	69 517	64 122	64 122	519 u
MT	:	:	:	:	:	:	:	:	871 u	790 u	790 u	325 923 e
NL	367 147 u	417 285 e	425 106 e	449 412 u	461 342 u	437 703 u	386 163 u	349 050 e	318 227 e	298 490 u	298 490 u	178 798 e
AT	:	:	129 913 u	114 762 u	113 483 u	123 742 u	115 492 u	130 377 e	162 269 e	161 809 e	161 809 e	779 388 u
PL	:	:	:	:	:	:	:	463 401 u	457 773 u	461 152 u	461 152 u	166 342 b
PT	:	:	:	:	:	216 882 u	183 891 u	165 355 u	158 729 u	156 833 u	156 833 u	85 455
RO	:	:	:	:	:	94 494	103 839	99 421	83 860	82 969	82 969	7 149
SI	:	:	:	:	:	:	:	16 564 u	21 075 u	12 283 u	12 283 u	91 568 s
SK	:	:	:	:	:	:	113 814 u	137 890	142 384 s	93 838 s	93 838 s	91 763 e
FI	123 807 e	115 274 e	99 864 e	90 435 e	91 107 e	99 100 e	98 563 e	96 696 e	98 624 b	100 853 e	100 853 e	134 975
SE	340 679 u	514 064 e	437 690 e	379 664 e	331 095 e	177 572 e	190 473	206 232	226 195	170 769 e	170 769 e	92 885 u
UK	:	121 143 u	:	:	:	:	103 193 u	67 798 u	88 369 e	87 220 u	87 220 u	55 269
NO	47 787	43 466	48 851	50 387 e	52 061	63 179	64 244	64 344	59 821	57 403	57 403	

Key : Not available; :n Not significant; - Not applicable or real zero or zero by default; 0 or 0.00 Less than half of the unit used; e Estimated value; s Eurostat estimate; u Unreliable or uncertain data; participant data complete for interventions covering >=80% but <100% of expenditure; p Provisional data; b Break in series

Source Eurostat, LMP database: [lmp_partisumm](#)

C.5.2 Stocks of participants in LMP measures (categories 2-7), under 25s, 1998-2008

Number of participants

	1998	1999	2000	2001	2002	2003	2004	2005	2006	2007	2008
EU-27	:	:	:	:	:	:	:	:	2 403 767 u	3 366 637 u	3 104 062 u
EU-15	:	:	:	:	:	:	2 426 155 u	:	2 208 432 u	3 199 795 u	2 939 169 u
BE	:	:	:	:	:	:	:	:	:	72 843 u	95 915 u
BG	:	:	:	:	:	:	10 972 u	10 436 u	17 248 s	13 952 e	10 173 s
CZ	:	:	:	:	:	:	9 940 u	11 226 u	9 142 u	9 201 u	10 928 u
DK	11 972 u	434 484 u	465 704 u	554 920 u	585 858 u	640 140 u	585 761 u	569 492 u	556 161 u	667 220 u	646 228 u
DE	:	:	:	:	:	:	:	412 s	326 s	204 s	180
EE	16 007 u	47 882 u	13 074 u	12 809 u	12 115 u	11 566 u	12 978 u	10 343 u	12 402 u	14 774 u	16 114 u
IE	:	:	:	20 050 u	498 318 u	468 242 u	:	:	13 372 u	:	:
EL	:	417 948 u	479 788 u	444 234 u	698 388 u	683 048 u	722 505 u	722 281 u	729 926 u	747 858 u	706 252 u
ES	:	:	:	692 290 u	:	:	:	565 895 u	573 732 u	551 016 u	524 590 u
FR	:	:	:	:	:	:	:	:	:	:	:
IT	:	:	:	:	:	:	:	:	:	:	:
CY	:	:	:	:	:	:	:	:	:	:	:
LV	:	:	:	706 s	:	706 s	879 u	2 218 u	2 795 s	3 751 e	1 555 u
LT	:	:	:	3 501 u	:	3 501 u	2 818 u	:	3 076 u	3 579 u	2 425 u
LU	:	:	:	:	:	:	:	1 471 u	1 865 u	1 898 u	1 331 u
LU	:	:	:	:	:	:	:	:	:	15 883 u	15 525 u
HU	:	:	:	:	:	:	:	:	262 u	227 u	135 u
MT	:	:	:	:	:	:	:	:	:	14 910 u	15 760 u
NL	:	:	:	:	:	:	:	:	:	60 782 u	64 990 u
AT	:	:	34 201 u	35 909 u	38 864 u	30 544 u	32 018 u	35 394 u	48 965 u	60 782 u	64 990 u
PL	:	:	:	:	:	:	:	99 187 u	92 145 u	85 436 u	95 435 u
PT	:	:	:	:	:	95 380 u	:	80 212 u	75 167 u	70 224 u	69 273 b
RO	:	:	:	:	:	20 151	21 260 u	24 282 u	23 063	19 487	20 556
SI	:	:	:	:	:	:	:	3 084 u	4 596 u	2 502 u	1 284
SK	:	:	:	:	:	:	8 913 u	15 408 s	25 426 s	14 419 s	14 386 s
FI	28 892 u	25 731 u	21 214 u	18 252 u	17 706 u	18 675 u	19 060 u	18 914 u	18 033 u	17 022 u	16 044 e
SE	:	38 170 u	25 950 u	20 465 u	20 722 u	15 914 u	21 892 u	23 459 u	26 681	11 287 e	7 089
UK	:	:	:	:	:	:	:	:	:	:	:
NO	:	7 260 u	8 126 u	7 904 u	8 316	10 852	11 039	9 919 u	8 687	8 511	8 799

Key : Not available; :n Not significant; - Not applicable or real zero or zero by default; 0 or 0.00 Less than half of the unit used; e Estimated value; s Eurostat estimate; u Unreliable or uncertain data; participant data complete for interventions covering >=80% but <100% of expenditure; p Provisional data; b Break in series

Source Eurostat, LMP database: [lmp_partisumm](#)

C.5.3 Stocks of participants in LMP measures (categories 2-7), women, 1998-2008

Number of participants

	1998	1999	2000	2001	2002	2003	2004	2005	2006	2007	2008
EU-27	:	:	:	:	:	:	:	:	3 056 072 u	4 880 815 u	4 738 066 u
EU-15	:	:	:	:	:	:	3 268 951 u	:	2 599 069 u	4 459 462 u	4 179 505 u
BE	:	:	:	:	:	:	:	153 404 u	228 859 u	273 613 u	303 385 u
BG	:	:	:	:	:	:	52 455 u	47 402 u	59 584 s	43 518 e	49 075 s
CZ	:	:	:	:	:	:	:	:	:	:	:
DK	53 124 u	:	:	:	:	:	65 944 u	79 784 u	77 019 u	78 565 u	83 922 u
DE	644 276 u	711 003 u	684 224 u	724 199 u	706 140 u	672 683 u	607 784 u	608 031 u	630 194 u	673 425 e	663 299 e
EE	:	:	:	:	:	:	:	1 442 s	1 413 s	990 s	794
IE	38 137 u	39 899 u	39 775 u	40 393 u	36 581 u	33 209 u	36 118 u	33 214 u	32 736 u	34 503 u	35 490 u
EL	:	:	:	9 935 u	9 946 u	:	:	:	28 268 u	26 246 u	28 390 u
ES	:	502 245 u	578 404 u	571 518 u	760 170 u	869 488 u	908 469 u	:	:	1 816 784 u	1 434 616 u
FR	:	:	:	:	714 555 u	:	622 322 u	:	:	:	:
IT	:	:	:	:	:	:	:	:	:	:	609 554 u
CY	:	:	:	:	:	:	:	:	653 u	1 911 u	1 021 u
LV	:	:	:	:	:	2 919	2 612 u	6 442 s	6 403 s	5 331	3 392 u
LT	:	:	:	:	:	7 896 u	6 615 u	:	9 986 u	12 873 u	7 812 u
LU	:	:	:	:	:	:	:	2 489 u	3 402 u	4 485 u	4 910 u
HU	:	:	:	:	:	:	:	:	:	30 707 u	34 605 u
MT	:	:	:	:	:	:	:	:	336 u	273 u	187 u
NL	:	:	:	:	:	:	:	:	:	78 970 u	80 030 u
AT	:	:	65 271 u	79 919 u	76 866 u	57 986 u	55 101 u	62 294 u	71 899 u	75 332 u	84 592 u
PL	:	:	:	:	:	:	:	211 715 u	216 054 u	222 039 u	357 604 u
PT	:	:	:	:	:	111 163 u	96 697 u	88 127 u	84 959 u	85 591 u	91 747 b
RO	:	:	:	:	:	35 805	39 481	41 280	36 758	35 868	45 872
SI	:	:	:	:	:	:	:	7 215 u	12 400 u	7 235 u	4 275
SK	:	:	:	:	:	:	47 341 u	62 449	66 213 s	45 346 s	44 315 s
FI	65 941 u	64 311 u	56 027 u	51 323 u	50 896 u	54 081 u	53 829 u	52 620 u	53 945 u	54 839 u	50 657 e
SE	152 507 u	299 315 u	249 073 u	210 466 u	171 668 u	75 482 u	80 496 u	90 017 u	101 349	75 745 e	58 026
UK	:	:	:	:	:	:	:	:	:	:	:
NO	:	21 100	23 322 u	24 430 u	26 266	31 660	32 654	33 346 u	31 547	30 554	29 574

Key : Not available; :n Not significant; - Not applicable or real zero or zero by default; 0 or 0.00 Less than half of the unit used; e Estimated value; s Eurostat estimate; u Unreliable or uncertain data; participant data complete for interventions covering >=80% but <100% of expenditure; p Provisional data; b Break in series

Source Eurostat, LMP database: [lmp_partisumm](#)

C.5.4 Stocks of participants in LMP supports (categories 8-9), total, 1998-2008

Number of participants

	1998	1999	2000	2001	2002	2003	2004	2005	2006	2007	2008
EU-27	:	:	:	:	:	:	:	:	:	:	:
EU-15	:	11 984 544 u	11 696 796 u	11 759 426 u	12 800 832 u	13 302 620 u	13 437 588 u	13 546 658 u	12 879 574 u	11 561 402 u	11 933 636 u
BE	850 157	839 451	787 387	806 759	859 788	902 932	901 992	915 481	887 665	848 026	806 380
BG	:	:	:	:	:	:	87 480	78 519	69 628	62 570	66 711
CZ	:	:	:	:	183 318	203 902	169 109	138 714	133 491	116 478	109 376
DK	283 976 e	254 615 e	248 185 e	247 135 e	247 745 e	278 302 e	280 722 e	244 662 e	202 014 e	165 523 e	128 737 e
DE	3 626 491 u	3 478 037 u	3 289 292 u	3 396 379 u	3 971 507 e	4 418 169 e	4 359 495 e	4 576 562 e	4 183 097 e	3 561 359	3 199 858 e
EE	:	:	:	:	:	23 010	19 773	17 568	9 197	8 645 s	11 858 s
IE	209 721	189 635	154 099	143 016	162 536	171 527	165 805	157 993	158 828	163 788	229 263
EL	:	288 239	274 650	204 497 e	204 497 e	:	:	:	:	:	219 385 e
ES	1 136 652 u	1 056 069 u	1 045 888 u	1 099 934 u	1 198 322 u	1 221 471 u	1 284 214 u	1 294 893 u	1 332 638 u	1 421 432 u	1 814 630 u
FR	2 562 203 e	2 529 598 e	2 333 255 e	2 341 729 e	2 572 311 e	2 741 651 e	2 802 523 e	2 681 273 e	2 564 060 e	2 259 373 e	2 280 963 e
IT	:	:	548 204 u	654 616 u	663 606 u	704 934 u	736 321	791 153 u	748 355 u	674 479 u	766 260 u
CY	:	:	:	:	:	:	:	:	10 142	9 406	8 910
LV	:	:	:	:	:	37 889 e	37 987 e	30 093 e	32 890 e	31 659 e	30 779 e
LT	:	:	:	:	:	:	26 887	22 196	17 305	18 036	23 367
LU	5 505 s	4 273 s	3 949 s	4 076 s	5 006 s	6 516 s	7 367 s	8 725 s	8 482 s	7 681 e	8 915 s
HU	:	:	:	:	:	119 776	129 618	135 104	147 355 s	140 037 s	155 079
MT	:	:	:	:	:	:	:	:	11 477	10 335	9 843
NL	796 900 e	693 400 e	635 800 e	601 300 e	629 600 e	722 700 e	757 500 e	724 830 e	633 965 e	555 600 e	534 100 e
AT	243 168 e	228 062 e	209 081 e	221 266 e	257 174 e	277 091 e	291 074 e	292 063	274 627	258 432	246 127
PL	:	:	:	:	:	:	:	875 916	727 895	578 082	454 903
PT	:	:	380 176 u	394 968 u	435 562 u	259 178 u	299 860 u	316 665 u	326 079 u	306 069 u	253 476
RO	:	:	:	:	:	310 587 s	284 649	236 206	207 233	164 604	127 579
SI	:	:	:	:	:	:	:	14 330	30 527	18 074	14 545
SK	:	:	:	:	:	:	87 418	54 776	71 722	70 050	79 790
FI	391 830 e	368 593 e	343 232 e	357 470	349 069	345 440	347 478	302 066	275 988	239 788	227 202
SE	431 518 u	356 437	386 690	327 931	300 479	332 734	361 836	358 800	329 806	260 265	196 795
UK	1 382 300	1 307 786	1 056 908	958 350	943 630	919 975	841 401	881 493	953 970	838 675	1 021 545
NO	61 984	58 904	75 420	79 309	92 667	104 644 e	114 145 e	104 508 e	70 255	50 784 s	45 534 s

Key : Not available; :n Not significant; - Not applicable or real zero or zero by default; 0 or 0.00 Less than half of the unit used; e Estimated value; s Eurostat estimate; u Unreliable or uncertain data; participant data complete for interventions covering >=80% but <100% of expenditure; p Provisional data; b Break in series

Source Eurostat, LMP database: [lmp_partisumm](#)

C.5.5 Stocks of participants in LMP supports (categories 8-9), under 25s, 1998-2008

	Number of participants										
	1998	1999	2000	2001	2002	2003	2004	2005	2006	2007	2008
EU-27	:	:	:	:	:	:	:	:	:	:	:
EU-15	:	1 148 874 u	1 057 092 u	1 142 100 u	1 285 391 u	1 435 064 u	1 397 692 u	1 501 296 u	1 409 080 u	1 173 584 u	1 258 477 u
BE	91 270	86 486	74 756	78 033	88 898	97 288	95 536	92 450	86 843	80 091	88 569
BG	:	:	:	:	:	:	2 881	3 801	3 212	2 536	2 534
CZ	:	:	:	:	:	:	:	:	:	:	:
DK	:	:	12 182 e	11 861 u	:	:	14 345 e	11 532 u	8 951 u	7 242 e	6 693 e
DE	315 344 u	286 644 u	281 242 u	296 638 u	359 929 u	410 061 u	401 254 u	557 056 u	463 213 u	328 669 u	288 270 u
EE	:	:	:	:	:	:	:	:	1 191	1 179 s	1 373 s
IE	41 325	35 152	25 589	24 630	30 788	49 152 e	31 783 e	30 448	30 815	32 351	49 786 s
EL	:	:	:	:	:	:	:	:	:	:	:
ES	92 874 u	86 931	86 564	95 349	97 546	96 978	92 039	86 800	85 944	91 481	136 645
FR	277 261 u	257 250 u	228 272 u	248 799 u	298 374 u	321 093 u	323 630 u	305 243 u	291 654 u	251 824 u	274 747 u
IT	:	:	:	:	:	:	:	25 006 u	23 390 u	24 185 u	28 131 u
CY	:	:	:	:	:	:	:	:	761	607	691
LV	:	:	:	:	:	5 529 e	5 309 e	4 290 e	4 783 e	4 125 e	3 851 e
LT	:	:	:	:	:	4 140	:	984	813	1 151	1 631
LU	:	:	:	:	:	:	:	937 u	712 u	666 e	575
HU	:	:	:	:	:	11 887	10 418	9 711	:	11 334 s	14 245
MT	:	:	:	:	:	:	:	:	2 921	2 168	1 709
NL	:	:	:	:	:	:	:	:	:	:	:
AT	27 196 u	23 948 u	24 531 u	27 172 u	31 776 u	32 759 u	31 986 u	33 536	30 481	28 452	27 986
PL	:	:	:	:	:	:	:	:	52 221	38 837	38 678
PT	:	:	4 417 u	39 416 u	42 063 u	22 085 u	25 139 u	21 254 u	18 787 u	14 880 u	11 915
RO	:	:	:	:	:	56 452	43 131	28 387	20 576	13 743	12 097
SI	:	:	:	:	:	:	:	397	1 570	382	286
SK	:	:	:	:	:	:	:	:	1 384	920	863
FI	:	:	:	:	:	60 514 e	59 547 e	19 369	16 030	12 027	11 526
SE	56 206 u	34 094 u	39 374	38 275	37 729	47 453	53 229	55 737	54 995	39 246	22 284
UK	:	313 795	268 413	252 270	255 987	260 341	246 723	261 908	297 265	262 470	311 350
NO	7 942	8 010	10 127	10 134	11 474	11 989 u	13 390 e	11 764 e	7 452	4 839 s	4 680 s

Key : Not available; :n Not significant; - Not applicable or real zero or zero by default; 0 or 0.00 Less than half of the unit used; e Estimated value; s Eurostat estimate; u Unreliable or uncertain data; participant data complete for interventions covering >=80% but <100% of expenditure; p Provisional data; b Break in series

Source Eurostat, LMP database: [lmp_partsumm](#)

C.5.6 Stocks of participants in LMP supports (categories 8-9), women, 1998-2008

Number of participants


	1998	1999	2000	2001	2002	2003	2004	2005	2006	2007	2008
EU-27	:	:	:	:	:	:	:	:	:	:	:
EU-15	:	4 540 258 u	4 615 766 u	4 763 139 u	5 100 004 u	5 309 298 u	5 405 695 u	5 730 281 u	5 581 014 u	5 198 512 u	5 017 108 u
BE	360 114	361 937	347 554	352 357	370 639	393 736	403 005	409 484	398 572	451 845	337 594
BG	:	:	:	:	:	:	48 692	46 105	41 445	38 651	41 910
CZ	:	:	:	:	88 205 u	92 954 u	87 707	71 718	68 949	61 529	58 510
DK	164 978 e	:	:	:	:	:	:	139 650 u	118 101 u	96 842 u	70 456 u
DE	1 529 154 u	1 483 712 u	1 399 765 u	1 414 633 u	1 560 415	1 726 204 u	1 692 145 u	1 983 868 u	1 891 886 u	1 642 538	1 475 452 e
EE	:	:	:	:	:	:	:	:	6 032	5 828 s	6 838 s
IE	75 585	72 375 e	59 375 e	53 607 e	60 586	75 297	63 646 e	59 811	60 164	59 846	76 178
EL	:	76 592 u	70 025 u	65 585 u	65 585 u	:	:	:	:	:	:
ES	493 128 u	484 151 u	498 637 u	540 023 u	603 715 u	602 370 u	644 599 u	672 094 u	709 565 u	763 693 u	881 253 u
FR	1 199 837 u	1 209 993 u	1 145 694 u	1 150 540 u	1 248 430 u	1 320 096 u	1 350 590 u	1 300 119 u	1 246 456 u	1 109 933 u	1 111 048 u
IT	:	:	:	244 121 u	242 798 u	238 757 u	261 296 u	284 303 u	278 660 u	284 006 u	316 328 u
CY	:	:	:	:	:	:	:	:	5 710	5 452	5 214
LV	:	:	:	:	:	22 713 e	22 566 e	17 839 e	20 027 e	19 667 e	18 621 e
LT	:	:	:	:	:	15 729	13 478	12 187	10 914	11 502	13 377
LU	:	:	:	:	:	:	:	:	:	2 403 u	2 560 s
HU	:	:	:	:	:	58 093	65 353	68 142	61 950 u	63 625 s	69 192
MT	:	:	:	:	:	:	:	:	2 505	2 303	2 090
NL	:	:	:	:	:	:	:	:	:	:	:
AT	108 752 u	99 821 u	90 478 u	93 931 u	105 251 u	111 396 u	118 216 u	120 656 u	114 143 u	109 797 e	104 792
PL	:	:	:	:	:	:	:	383 734	313 341	237 522	209 062
PT	:	:	201 928 u	214 141 u	235 848 u	143 130 u	163 958 u	170 287 u	175 882 u	165 348 u	134 018
RO	:	:	:	:	:	137 235	117 783	95 436	74 727	68 384	61 570
SI	:	:	:	:	:	:	:	7 331	16 405	9 029	7 223
SK	:	:	:	:	:	:	:	:	30 268	25 247	27 596
FI	:	:	:	:	:	172 723 e	174 578 e	151 249	139 923	123 864	115 061
SE	253 364 u	203 185	231 150	195 714	174 386	183 751	198 962	201 467	188 980	154 717	116 718
UK	326 143	306 618	251 502	228 850	232 845	230 508	217 790	232 205	254 392	228 330	269 810
NO	33 387	28 358	34 921	37 954	44 057	39 459 u	53 560 e	51 511 e	35 857	26 039 s	22 160 s

Key : Not available; :n Not significant; - Not applicable or real zero or zero by default; 0 or 0.00 Less than half of the unit used; e Estimated value; s Eurostat estimate; u Unreliable or uncertain data; participant data complete for interventions covering >=80% but <100% of expenditure; p Provisional data; b Break in series

Source Eurostat, LMP database: [lmp_partisumm](#)

D.1 GDP, exchange rates, purchasing power parities and price deflator

D.1.1 GDP, exchange rates and purchasing power parities, 2008

	GDP <i>Euro (Mrd), Current market prices</i>	Exchange rate <i>National currency units per Euro</i>	PPP <i>Purchasing power parities</i>
EU-27	12 506.172	-	1.000
EU-15	11 520.177	-	1.049
BE	344.676	-	1.115
BG	34.118	1.956	0.847
CZ	147.879	24.946	17.553
DK	233.027	7.456	10.506
DE	2 495.800	-	1.048
EE	16.073	15.647	11.104
IE	181.816	-	1.206
EL	239.141	-	0.900
ES	1 088.502	-	0.928
FR	1 948.511	-	1.123
IT	1 567.851	-	1.027
CY	17.248	-	0.905
LV	23.037	0.703	0.500
LT	32.203	3.453	2.134
LU	39.348	-	1.162
HU	105.536	251.510	163.808
MT	5.678	-	0.723
NL	595.883	-	1.079
AT	281.868	-	1.092
PL	362.415	3.512	2.360
PT	171.920	-	0.823
RO	139.753	3.683	1.987
SI	37.135	-	0.806
SK	64.778	1.038	0.687
FI	184.179	-	1.183
SE	334.227	9.615	11.324
UK	1 818.947	0.796	0.810
NO	309.251	8.224	11.126

Source: Eurostat, National accounts.

GDP [nama_gdp_c](#)


Exchange rate [ert_bil_eur_a](#)

PPP [prc_ppp_ind](#)

Data extracted on 23 June 2010

D.1.2 Price deflator: Household and NPISH final consumption expenditure, 1998-2008

Price index, 2000=100 (based on euro)

	1998	1999	2000	2001	2002	2003	2004	2005	2006	2007	2008	2009
												
EU-27	94.3	96.0	100.0	102.0	103.6	103.4	105.8	108.4	111.0	113.9	114.7	111.8
EU-15	94.5	96.4	100.0	101.6	103.2	103.3	105.7	107.7	110.2	112.7	112.6	110.4
BE	95.6	96.7	100.0	101.9	103.2	104.7	107.2	110.1	113.4	116.7	121.1	121.0
BG	92.8	95.5	100.0	106.2	110.6	110.8	115.4	121.3	128.2	136.8	151.9	154.5
CZ	94.0	93.6	100.0	108.6	121.6	117.1	120.8	130.5	139.0	146.0	170.6	161.5
DK	95.0	97.6	100.0	102.4	104.4	105.7	106.9	108.3	110.3	112.7	116.1	117.8
DE	98.1	99.1	100.0	101.8	103.0	104.5	106.0	107.4	108.5	110.5	112.8	113.0
EE	92.0	96.5	100.0	106.2	109.1	111.3	113.6	117.7	123.9	133.1	145.3	144.1
IE	92.4	95.1	100.0	104.3	109.9	114.5	116.5	118.7	121.5	125.7	129.0	124.3
EL	:	:	100.0	101.4	104.1	107.6	110.7 p	114.4 p	118.2 p	121.8 p	126.8 p	128.4 p
ES	93.8	96.4	100.0	103.4	106.4	109.7	113.6	117.5	121.7	125.6	130.3	129.5
FR	97.7	97.8	100.0	101.7	102.7	104.6	106.6	108.5	110.8	113.1	116.3	115.8
IT	94.7	96.7	100.0	102.6	105.6	108.5	111.3	113.8	116.9	119.6	123.4	123.2
CY	93.4	95.5	100.0	101.9	104.4	107.0	109.1	112.7	115.3	118.2	123.3	123.6
LV	80.4	86.6	100.0	102.0	100.6	93.9	96.9	100.6	106.6	116.7	135.8	140.9
LT	84.9	88.2	100.0	105.6	109.2	108.4	108.1	109.9	114.3	121.7	133.5	139.5
LU	93.2	96.2	100.0	102.0	102.5	104.8	107.3	110.3	112.8	115.0	119.3	119.3
HU	89.8	93.9	100.0	109.5	120.0	119.5	125.9	132.6	128.7	143.7	151.6	142.1
MT	:	:	100.0	102.8	103.1	99.8	101.6	103.7	106.3	108.0	111.4	111.9
NL	93.9	96.3	100.0	104.5	107.6	110.1	111.2	113.5	115.9	117.8	120.3	119.6
AT	96.5	97.5	100.0	101.8	102.5	104.2	106.2	109.0	111.3	114.3	117.3	118.6
PL	87.7	86.2	100.0	113.3	111.4	98.1	98.2	112.8	117.9	124.3	139.5	116.3
PT	93.9	96.6	100.0	103.5	106.4	109.5	112.3	115.4	118.9	122.5	125.8	122.9
RO	:	88.6	100.0	103.1	103.1	99.5	103.9	124.3	133.8	148.2	146.9	131.8
SI	97.5	99.1	100.0	102.0	106.1	107.9	108.7	110.7	113.2	117.8	124.1	122.9
SK	90.5	89.2	100.0	103.9	108.4	118.9	132.3	140.7	153.0	173.1	195.5	204.9
FI	93.9	95.8	100.0	102.4	104.6	104.1	104.5	105.3	106.8	109.2	113.0	114.3
SE	92.6	95.0	100.0	93.2	95.6	97.6	98.4	97.7	99.2	100.6	99.6	91.8
UK	88.0	91.5	100.0	100.0	100.4	92.9	96.5	98.0	100.9	103.5	91.6	83.0
NO	91.3	94.9	100.0	103.0	112.0	108.1	104.2	110.0	111.5	113.3	114.6	110.7

Source: Eurostat.

Deflator [nama_gdp_p](#)

Data extracted on 25 June 2010

D.2 Numbers of unemployed and other jobseekers, 2008

D.2.1 Registered jobseekers and registered unemployed, all ages, 2008

Annual average number of persons registered

	Men and women			Men			Women		
	Total registered jobseekers	Registered unemployed	Other registered jobseekers	Total registered jobseekers	Registered unemployed	Other registered jobseekers	Total registered jobseekers	Registered unemployed	Other registered jobseekers
EU-27	:	:	5 229 560 e	:	:	:	:	:	:
EU-15	:	:	5 114 658 e	:	:	:	:	:	:
BE	543 382 e	428 420	114 962 e	:	203 003	:	:	225 417	:
BG	238 395	233 719	4 676	89 511	87 735	1 776	148 884	145 984	2 900
CZ	325 575	325 575	-	148 263	148 263	-	177 312	177 312	-
DK	116 024	63 457	52 567	:	30 596	:	:	32 862	:
DE	5 398 546 e	3 267 668 e	2 130 878	2 761 741 e	1 667 674 e	1 094 067	2 636 806 e	1 599 995 e	1 036 811
EE	21 308	21 001	307	9 892	9 755	137	11 417	11 247	170
IE	227 069	227 069	-	146 921	146 921	-	80 149	80 149	-
EL	399 672	399 672	-	141 582	141 582	-	258 090	258 090	-
ES	3 587 968	2 539 941	1 048 027	1 579 381	1 146 945	432 436	2 008 587	1 392 996	615 591
FR	3 098 967	2 043 506	1 055 461	1 447 578	1 004 691	442 887	1 651 389	1 038 815	612 574
IT	:	:	:	:	:	:	:	:	:
CY	18 493	11 541	6 952	8 211	4 929	3 282	10 283	6 612	3 671
LV	56 865	56 716	149	23 454	23 399	55	33 411	33 317	94
LT	101 579	73 380	28 199	45 537	31 998	13 539	56 042	41 382	14 660
LU	9 916	9 916	-	5 202	5 202	-	4 714	4 714	-
HU	477 351	477 351	-	250 845	250 845	-	226 506	226 506	-
MT	6 208	6 208	-	4 794	4 794	-	1 414	1 414	-
NL	454 900	416 900	38 000	217 200	199 700	17 500	237 700	217 200	20 500
AT	224 788	212 253	12 535	124 456	118 811	5 645	100 332	93 442	6 890
PL	1 459 978	1 408 392	51 586	617 624 e	591 131	26 493 e	842 354 e	817 261	25 093 e
PT	470 927	395 341	75 586	185 490	161 197	24 293	285 437	234 144	51 293
RO	363 369	362 429	940	:	:	:	:	:	:
SI	63 216	63 216	-	29 825	29 825	-	33 391	33 391	-
SK	254 521	232 428	22 093	117 904	108 342	9 562	136 617	124 086	12 531
FI	415 907	203 758	212 149	199 646	107 526	92 120	216 261	96 232	120 029
SE	524 877	150 384	374 493	253 200	80 903	172 297	271 677	69 481	202 196
UK	1 021 545	1 021 545	-	751 735	751 735	-	269 810	269 810	-
NO	44 017	42 570	1 447	24 302	23 523	779	19 715	19 047	668

Key : Not available; :n Not significant; - Not applicable or real zero or zero by default; 0 or 0.00 Less than half of the unit used; e Estimated value; s Eurostat estimate; p Provisional data; b Break in series

Source Eurostat, LMP database: [lmp_rju](#)

D.2.2 Registered jobseekers and registered unemployed, youth (under 25s), 2008

Annual average number of persons registered

	Annual average number of persons registered								
	Men and women			Men			Women		
	Total registered jobseekers	Registered unemployed	Other registered jobseekers	Total registered jobseekers	Registered unemployed	Other registered jobseekers	Total registered jobseekers	Registered unemployed	Other registered jobseekers
EU-27	:	:	:	:	:	:	:	:	:
EU-15	:	:	:	:	:	:	:	:	:
BE	:	:	:	:	:	:	:	:	:
BG	42 808	41 657	1 151	26 214	25 388	826	16 596	16 270	326
CZ	53 144	53 144	-	27 694	27 694	-	25 450	25 450	-
DK	:	6 614	:	:	3 331	:	:	3 282	:
DE	682 293 e	339 852 e	342 442 e	365 707 e	189 428 e	176 279 e	316 585 e	150 423 e	166 162 e
EE	2 684	2 624	60	1 394	1 362	32	1 290	1 262	28
IE	49 728 s	49 728 s	-	31 465 s	31 465 s	-	18 264 s	18 264 s	-
EL	58 689	58 689	-	20 048	20 048	-	38 641	38 641	-
ES	435 150	304 647	130 503	228 838	168 428	60 410	206 312	136 219	70 093
FR	489 823	345 535	144 288	234 720	172 099	62 621	255 102	173 436	81 666
IT	:	:	:	:	:	:	:	:	:
CY	:	1 077	:	:	452	:	:	625	:
LV	7 417 e	7 398	19 e	2 843 e	2 836	7 e	4 574 e	4 562	12 e
LT	13 927	7 679	6 248	6 879	3 748	3 131	7 048	3 931	3 117
LU	1 497	1 497	-	777	777	-	720	720	-
HU	62 059	62 059	-	34 530	34 530	-	27 529	27 529	-
MT	1 333	1 333	-	868	868	-	465	465	-
NL	29 800	27 900	1 900	15 000	14 100	900	14 800	13 800	1 000
AT	41 782	34 069	7 713	22 789	19 024	3 765	18 993	15 045	3 948
PL	:	298 966	:	:	118 374	:	:	180 592	:
PT	61 560	53 308	8 252	23 081	20 483	2 598	38 478	32 825	5 653
RO	58 100	58 047	53	:	:	:	:	:	:
SI	7 374	7 374	-	3 494	3 494	-	3 880	3 880	-
SK	43 919	38 064	5 855	21 907	19 094	2 813	22 012	18 970	3 042
FI	47 611	22 357	25 254	24 008	12 859	11 149	23 603	9 498	14 105
SE	82 729	30 148	52 581	42 227	17 478	24 749	40 503	12 670	27 833
UK	311 350	311 350	-	214 310	214 310	-	97 035	97 035	-
NO	8 039	7 709	330	4 934	4 759	175	3 105	2 950	155

Key : Not available; :n Not significant; - Not applicable or real zero or zero by default; 0 or 0.00 Less than half of the unit used; e Estimated value; s Eurostat estimate; p Provisional data; b Break in series

Source Eurostat, LMP database: [lmp_rju](#)

D.2.3 Registered unemployed by sex, age and duration of unemployment, all ages, 2008

Eurostat	Annual average number of persons registered								
	Total			Long-term unemployed (>6 months for persons aged <25 and >12 months for persons aged 25+)			% total registered unemployed Long-term unemployed (%)		
	Total	Men	Women	Total	Men	Women	Total	Men	Women
EU-27	:	:	:	:	:	:	:	:	:
EU-15	:	:	:	:	:	:	:	:	:
BE	428 420	203 003	225 417	:	:	:	:	:	:
BG	233 719	87 735	145 984	143 640	60 425	83 215	61	69	57
CZ	325 575	148 263	177 312	:	:	:	:	:	:
DK	63 457	30 596	32 862	:	:	:	:	:	:
DE	3 267 668 e	1 667 674 e	1 599 995 e	1 237 067 e	585 144 e	651 923 e	38 e	35 e	41 e
EE	21 001	9 755	11 247	:	:	:	:	:	:
IE	227 069	146 921	80 149	60 114 s	42 185 s	17 929 s	26 s	29 s	22 s
EL	399 672	141 582	258 090	:	:	:	:	:	:
ES	2 539 941	1 146 945	1 392 996	707 264	213 995	493 269	28	19	35
FR	2 043 506	1 004 691	1 038 815	578 397	286 392	292 005	28	29	28
IT	:	:	:	:	:	:	:	:	:
CY	11 541	4 929	6 612	1 115	402	713	10	8	11
LV	56 716	23 399	33 317	10 173	3 643	6 530	18	16	20
LT	73 380	31 998	41 382	3 760	1 150	2 610	5	4	6
LU	9 916	5 202	4 714	3 729	1 977	1 752	38	38	37
HU	477 351	250 845	226 506	158 718	78 406	80 312	33	31	35
MT	6 208	4 794	1 414	2 992 s	794 s	2 198 s	48 s	17 s	155 s
NL	416 900	199 700	217 200	244 900	109 800	135 100	59	55	62
AT	212 253	118 811	93 442	6 413	3 985	2 428	3	3	3
PL	1 408 392	591 131	817 261	:	:	:	:	:	:
PT	395 341	161 197	234 144	163 980	64 565	99 415	41	40	42
RO	362 429	:	:	:	:	:	:	:	:
SI	63 216	29 825	33 391	33 872	15 943	17 929	54	53	54
SK	232 428	108 342	124 086	118 013	52 394	65 619	51	48	53
FI	203 758	107 526	96 232	43 628	23 714	19 914	21	22	21
SE	150 384	80 903	69 481	12 375	6 854	5 521	8	8	8
UK	1 021 545	751 735	269 810	134 920	102 140	32 780	13	14	12
NO	42 570	23 523	19 047	:	:	:	:	:	:

Key : Not available; :n Not significant; - Not applicable or real zero or zero by default; 0 or 0.00 Less than half of the unit used; e Estimated value; s Eurostat estimate; p Provisional data; b Break in series

Source Eurostat, LMP database: [lmp_rjru](#)

D.2.4 Registered unemployed by sex, age and duration of unemployment, youth (under 25s), 2008

Eurostat	Annual average number of persons registered						% total registered unemployed		
	Total			Long-term unemployed (>6 months for persons aged <25 and >12 months for persons aged 25+)			Long-term unemployed (%)		
	Total	Men	Women	Total	Men	Women	Total	Men	Women
EU-27	:	:	:	:	:	:	:	:	:
EU-15	:	:	:	:	:	:	:	:	:
BE	:	:	:	:	:	:	:	:	:
BG	41 657	25 388	16 270	33 567	18 983	14 584	81	75	90
CZ	53 144	27 694	25 450	:	:	:	:	:	:
DK	6 614	3 331	3 282	:	:	:	:	:	:
DE	339 852 e	189 428 e	150 423 e	72 147 e	37 674 e	34 473 e	21 e	20 e	23 e
EE	2 624	1 362	1 262	:	:	:	:	:	:
IE	49 728 s	31 465 s	18 264 s	16 622 s	11 001 s	5 621 s	33 s	35 s	31 s
EL	58 689	20 048	38 641	:	:	:	:	:	:
ES	304 647	168 428	136 219	49 359	22 322	27 037	16	13	20
FR	345 535	172 099	173 436	92 836	44 706	48 130	27	26	28
IT	:	:	:	:	:	:	:	:	:
CY	1 077	452	625	109	55	54	10	12	9
LV	7 398	2 836	4 562	1 860	538	1 322	25	19	29
LT	7 679	3 748	3 931	343	115	228	4	3	6
LU	1 497	777	720	526	279	247	35	36	34
HU	62 059	34 530	27 529	24 109	12 812	11 297	39	37	41
MT	1 333	868	465	1 053 s	384 s	668 s	79 s	44 s	144 s
NL	27 900	14 100	13 800	10 600	4 500	6 100	38	32	44
AT	34 069	19 024	15 045	752	406	346	2	2	2
PL	298 966	118 374	180 592	:	:	:	:	:	:
PT	53 308	20 483	32 825	15 031	4 958	10 073	28	24	31
RO	58 047	:	:	:	:	:	:	:	:
SI	7 374	3 494	3 880	3 031	1 332	1 699	41	38	44
SK	38 064	19 094	18 970	15 436	7 290	8 146	41	38	43
FI	22 357	12 859	9 498	1 409	859	550	6	7	6
SE	30 148	17 478	12 670	927	561	366	3	3	3
UK	311 350	214 310	97 035	40 235	27 610	12 625	13	13	13
NO	7 709	4 759	2 950	:	:	:	:	:	:

Key : Not available; :n Not significant; - Not applicable or real zero or zero by default; 0 or 0.00 Less than half of the unit used; e Estimated value; s Eurostat estimate; p Provisional data; b Break in series

Source Eurostat, LMP database: [lmp_rjr](#)


D.2.5 Registered unemployed by sex, age and duration of unemployment, adults (25+), 2008

Eurostat	Annual average number of persons registered						% total registered unemployed		
	Total			Long-term unemployed (>6 months for persons aged <25 and >12 months for persons aged 25+)			Long-term unemployed (%)		
	Total	Men	Women	Total	Men	Women	Total	Men	Women
EU-27	:	:	:	:	:	:	:	:	:
EU-15	:	:	:	:	:	:	:	:	:
BE	:	:	:	:	:	:	:	:	:
BG	192 062	62 347	129 714	110 073	41 442	68 631	57	66	53
CZ	272 431	120 569	151 862	:	:	:	:	:	:
DK	56 843	27 265	29 580	:	:	:	:	:	:
DE	2 927 817 e	1 478 245 e	1 449 571 e	1 164 920 e	547 470 e	617 450 e	40 e	37 e	43 e
EE	18 377	8 393	9 985	:	:	:	:	:	:
IE	177 341 s	115 456 s	61 885 s	43 492 s	31 184 s	12 308 s	25 s	27 s	20 s
EL	340 983	121 534	219 449	:	:	:	:	:	:
ES	2 235 294	978 517	1 256 777	657 905	191 673	466 232	29	20	37
FR	1 697 971	832 592	865 379	485 561	241 686	243 875	29	29	28
IT	:	:	:	:	:	:	:	:	:
CY	10 464	4 477	5 987	1 006	347	659	10	8	11
LV	49 318	20 563	28 755	8 313	3 105	5 208	17	15	18
LT	65 701	28 250	37 451	3 417	1 035	2 382	5	4	6
LU	8 419	4 425	3 994	3 203	1 698	1 505	38	38	38
HU	415 292	216 315	198 977	134 609	65 594	69 015	32	30	35
MT	4 875	3 926	949	1 939 s	410 s	1 530 s	40 s	10 s	161 s
NL	389 000	185 600	203 400	234 300	105 300	129 000	60	57	63
AT	178 184	99 787	78 397	5 661	3 579	2 082	3	4	3
PL	1 109 426	472 757	636 669	:	:	:	:	:	:
PT	342 033	140 714	201 319	148 949	59 607	89 342	44	42	44
RO	304 382	:	:	:	:	:	:	:	:
SI	55 842	26 331	29 511	30 841	14 611	16 230	55	55	55
SK	194 364	89 248	105 116	102 577	45 104	57 473	53	51	55
FI	181 401	94 667	86 734	42 219	22 855	19 364	23	24	22
SE	120 236	63 425	56 811	11 448	6 293	5 155	10	10	9
UK	710 195	537 425	172 775	94 685	74 530	20 155	13	14	12
NO	34 861	18 764	16 097	:	:	:	:	:	:

Key : Not available; :n Not significant; - Not applicable or real zero or zero by default; 0 or 0.00 Less than half of the unit used; e Estimated value; s Eurostat estimate; p Provisional data; b Break in series

Source Eurostat, LMP database: [lmp_rjru](#)


D.2.6 ILO unemployed, labour reserve and population wanting to work, total aged 15-64, 2008

	1000s		
	ILO unemployed	Labour reserve	Population wanting to work
EU-27	16 548.5	16 531.1	33 079.5
EU-15	13 462.4	12 945.6	26 407.9
BE	333.0	183.6	516.5
BG	198.5	246.5	445.0
CZ	229.3	195.8	425.1
DK	97.7	131.0	228.7
DE	3 135.1	2 444.7	5 579.8
EE	37.9	38.5	76.4
IE	134.5	84.9	219.4
EL	377.2	107.3	484.4
ES	2 586.6	1 462.0	4 048.6
FR	2 063.5	909.9	2 973.4
IT	1 685.6	4 087.1	5 772.7
CY	14.5	11.6	26.1
LV	90.2	114.1	204.3
LT	93.4	113.9	207.3
LU	10.8	4.7	15.5
HU	328.8	328.8	657.5
MT	10.3	13.3	23.5
NL	236.6	417.3	653.9
AT	162.1	400.7	562.8
PL	1 207.2	1 837.5	3 044.6
PT	426.6	105.1	531.7
RO	575.2	548.0	1 123.1
SI	45.5	51.1	96.6
SK	255.5	86.5	342.0
FI	171.8	151.6	323.4
SE	303.3	228.3	531.6
UK	1 738.1	2 227.5	3 965.6
NO	65.5	130.2	195.7

Source: Eurostat.
 Unemployed [ifsa_urgan](#)
 Labour reserve [ifsa_igaww](#)

Data extracted on 25 May 2010


D.2.7 ILO unemployed, labour reserve and population wanting to work, men aged 15-64, 2008

	1000s		
	ILO unemployed	Labour reserve	Population wanting to work
EU-27	8 559.3	6 189.1	14 748.4
EU-15	6 935.2	4 820.0	11 755.2
BE	169.8	74.2	244.1
BG	103.3	116.6	219.9
CZ	102.2	77.8	180.0
DK	46.7	54.3	100.9
DE	1 685.8	964.8	2 650.6
EE	20.1	15.6	35.8
IE	90.0	39.5	129.5
EL	147.2	27.7	174.9
ES	1 309.6	431.3	1 740.9
FR	1 013.7	354.9	1 368.6
IT	816.7	1 393.6	2 210.3
CY	7.0	4.3	11.2
LV	49.4	41.6	91.0
LT	49.0	53.0	102.0
LU	5.2	1.9	7.1
HU	174.2	146.7	320.9
MT	6.4	3.8	10.2
NL	117.2	170.6	287.8
AT	81.7	168.0	249.6
PL	596.7	711.8	1 308.5
PT	193.9	35.5	229.4
RO	368.9	140.0	508.9
SI	22.6	23.1	45.7
SK	124.3	34.8	159.1
FI	84.7	73.4	158.1
SE	151.7	105.2	256.9
UK	1 021.2	925.2	1 946.4
NO	36.7	61.4	98.1

Source: Eurostat.
 Unemployed [ifsa_urgan](#)
 Labour reserve [ifsa_igaww](#)

Data extracted on 25 May 2010

D.2.8 ILO unemployed, labour reserve and population wanting to work, women aged 15-64, 2008

	1000s		
	ILO unemployed	Labour reserve	Population wanting to work
EU-27	7 989.2	10 341.9	18 331.1
EU-15	6 527.2	8 125.6	14 652.7
BE	163.1	109.3	272.5
BG	95.1	129.9	225.0
CZ	127.0	118.0	245.0
DK	51.0	76.8	127.8
DE	1 449.3	1 479.9	2 929.2
EE	17.7	22.9	40.6
IE	44.5	45.4	89.9
EL	229.9	79.5	309.5
ES	1 277.0	1 030.7	2 307.7
FR	1 049.8	555.0	1 604.8
IT	868.9	2 693.5	3 562.3
CY	7.6	7.3	14.9
LV	40.8	72.5	113.3
LT	44.4	60.9	105.3
LU	5.6	2.8	8.4
HU	154.6	182.0	336.6
MT	3.9	9.5	13.4
NL	119.4	246.8	366.1
AT	80.4	232.7	313.1
PL	610.4	1 125.7	1 736.1
PT	232.7	69.7	302.3
RO	206.2	407.9	614.2
SI	23.0	28.0	50.9
SK	131.3	51.7	183.0
FI	87.1	78.2	165.3
SE	151.6	123.1	274.7
UK	716.9	1 302.2	2 019.2
NO	28.8	68.8	97.6

Source: Eurostat.
 Unemployed [ifsa_urgan](#)
 Labour reserve [ifsa_igaww](#)

Data extracted on 25 May 2010

E.1 LMP questionnaire

Item number	Item name	Item number	Item name
	Year	9.2	Non-cash benefits
	Country	9.3	Clarification
Qualitative items		10	Planned duration
1	Intervention number	10.1	Typical
2	Intervention name	10.2	Maximum
2.1	English	10.3	Unlimited
2.2	National language	10.4	One-off
3	Description	10.5	Not defined
3.1	Aim	11	Area of application
3.2	Beneficiaries/participants	11.1	National
3.3	Action/Instrument	11.2	Regional
3.4	Financing/support	11.3	Other
3.5	Eligibility	12	Source of finance
3.6	Legal basis	12.1	Central government budget
3.7	Recent changes	12.1.1	Ear-marked taxes
4	Type of action	12.2	State/regional government budget
4.1	Class	12.3	Local government budget
4.2	Components	12.4	Social security funds
4.2.1	Class	12.5	European Social Fund (ESF)
4.2.2	Name	12.6	Other
5	Breakdown of expenditure	13	Responsible institution
5.1	Transfers to individuals	13.1	Central government
5.1.1	Periodic cash payments	13.2	State/regional government
5.1.2	Lump-sum payments	13.3	Local government
5.1.3	Reimbursements	13.4	Social security funds
5.1.4	Reduced social contributions	13.5	Trade union or similar
5.1.5	Reduced taxes	13.6	Public employment services
5.2	Transfers to employers	14	Implementation of intervention
5.2.1	Periodic cash payments	17.1	Year started
5.2.2	Lump-sum payments	17.2	Year ended
5.2.3	Reimbursements	Expenditure	
5.2.4	Reduced social contributions	15	Expenditure
5.2.5	Reduced taxes	15.1	Total
5.3	Transfers to service providers	15.2	Transfers to individuals
6	Operational target groups	15.2.1	Periodic cash payments
6.1	Registered unemployed	15.2.2	Lump-sum payments
6.2	Other registered jobseekers	15.2.3	Reimbursements
6.3	Not registered	15.2.4	Reduced social contributions
6.4	Employed	15.2.5	Reduced taxes
7	Detailed target groups	15.3	Transfers to employers
7.1	All	15.3.1	Periodic cash payments
7.2	LTU	15.3.2	Lump-sum payments
7.3	Youth	15.3.3	Reimbursements
7.4	Older	15.3.4	Reduced social contributions
7.5	Disabled	15.3.5	Reduced taxes
7.6	Immigrants/ethnic minorities	15.4	Transfers to service providers
7.7	Re-entrants/lone parents	M1	Metadata on expenditure
7.8	Public priorities and Other	M1.1	Source
8	Treatment of unemployment spells	M1.2	Notes (formal)
8.1	Broken	M1.3	Notes (free)
8.2	Suspended	Participants	
8.3	Continuous/continuous	16	Stock
8.4	Continuous/discontinuous	16.1	Stock (total)
8.5	Not relevant	16.2	Stock (volume)
9	Receipt of benefits	17	Entrants
9.1	Cash benefits	18	Exits
9.1.1	Current intervention	M2	Metadata on participants
9.1.2	Unemployment benefit	M2.1	Observations
9.1.3	Other LMP intervention	M2.1.1	Stock
9.1.4	Other	M2.1.2	Entrants

Item number	Item name
M2.1.3	Exits
M2.1.4	Destination method
M2.1.5	Destination time
M2.2	Source
M2.3	Notes (formal)
M2.4	Notes (free)
Breakdown of participants	
19	Sex
20	Age
21	Unemployed by duration
22	Previous status
22.1	Registered
22.1.1	Registered unemployed
22.1.2	Other registered jobseekers
22.2	Not registered
22.3	Employed
22.4	Unknown
23	Destination of exits
23.1	Employment (total)
23.1.1	Of which subsidised
23.2	Other measure
23.3	Unemployment
23.4	Inactivity
23.5	Unknown
Duration	
24	Average duration of participation
M3	Metadata on duration
M3.1	Observation
M3.2	Notes (formal)
M3.3	Notes (free)

E.2 Classification by type of action


Category	Name
1 1.1 1.1.1 1.1.2 1.2 1.2.1 1.2.2 1.2.3 1.A	Labour market services Client services Information services Individual case-management Other activities of the PES Administration of LMP measures Administration of LMP supports Others services / activities Adjustment for double counting, category 1
2 2.1 2.2 2.3 2.4 2.A	Training Institutional training Workplace training Alternate training Special support for apprenticeship Adjustment for double counting, category 2
3 3.1 3.2 3.A	Job rotation and job sharing Job rotation Job sharing Adjustment for double counting, category 3
4 4.1 4.1.1 4.1.2 4.2 4.A	Employment incentives Recruitment incentives Permanent Temporary Employment maintenance incentives Adjustment for double counting, category 4
5 5.1 5.2 5.A	Supported employment and rehabilitation Supported employment Rehabilitation Adjustment for double counting, category 5
6 6.A	Direct job creation Adjustment for double counting, category 6
7 7.A	Start-up incentives Adjustment for double counting, category 7
8 8.1 8.1.1 8.1.2 8.2 8.3 8.4 8.5 8.A	Out-of-work income maintenance and support Full unemployment benefits Unemployment insurance Unemployment assistance Partial unemployment benefits Part-time unemployment benefits Redundancy compensation Bankruptcy compensation Adjustment for double counting, category 8
9 9.1 9.1.1 9.1.2 9.2 9.2.1 9.2.2 9.A	Early retirement Conditional Full Partial Unconditional Full Partial Adjustment for double counting, category 9
X	Not classified


E.3 Breakdown by type of expenditure

Category	Name
1	Total
2	Transfers to individuals
2.1	Periodic cash payments
2.2	Lump-sum payments
2.3	Reimbursements
2.4	Reduced social contributions
2.5	Reduced taxes
3	Transfers to employers
3.1	Periodic cash payments
3.2	Lump-sum payments
3.3	Reimbursements
3.4	Reduced social contributions
3.5	Reduced taxes
4	Transfers to service providers

E.4 Abbreviations by country

This table expands on abbreviations used in the intervention names and explanatory notes to the quantitative data on expenditure and participants reported by each country. A more complete list of LMP-related abbreviations for each country may be found in the LMP qualitative reports that are available on the Eurostat website.

Country/Abbreviation	Meaning	
Belgium		
ALE	Agence locale pour l'emploi	
APE	Aides à la promotion de l'emploi	
BCR	Brussels-capital region	
CAO 26	Collectieve arbeidsovereenkomst 26	
CBO	Centrum voor Begeleiding en Opleiding	
CPAS	Centre public d'aide sociale	
FBI	Fonds budgétaire interdépartemental	
Fed	Federal government	
FOREM	Office communautaire et régional de la formation professionnelle et de l'emploi pour la Région wallonne	
FR	Flemish region	
GC	German-speaking community	
ONEM	Office national de l'emploi	
PWA	Plaatselijk Werkgelegenheidsagentschap	
RVA	Rijksdienst voor Arbeidsvoorziening	
VDAB	Vlaamse Dienst voor Arbeid en Beroepsopleiding	
WR	Walloon region	
Bulgaria		
EA	Employment Agency	
Czech Republic		
SÚMP	Společensky účelná pracovní místa	
SVC-SÚMP	Samostatná výdělečná činnost - společensky účelné pracovní místo	
VPP	Verejné prospešné práce	
Germany		
ABM	Arbeitsbeschaffungsmaßnahmen	
AfL	Arbeit für Langzeitarbeitslose	
ALG II	Arbeitslosengeld II	
Ireland		
BTEA	Back to education allowance	
BWEA	Back to work enterprise allowance	
FAS	An Foras Aiseanna Saothair (The training and employment authority)	
PRSI	Pay related social insurance	
VTOS	Vocational training opportunities scheme	
Greece		
ESPA	System of protection against unemployment	
KEK	Accredited vocational training centres	
LAEK	Employment and Vocational Training Fund	
OAED	Greek Manpower Employment Organisation	
ORP	Operational Regional Programmes	
Spain		
C.O	Casas de oficio	
E.T	Programa de escuelas-taller	
FIP	Formación e inserción profesional	
SPEE	Servicio Público de Empleo Estatal (previously INEM)	
T.E	Talleres de Empleo	


Country/Abbreviation	Meaning
	
France	
AFPA	Association pour la formation professionnelle des adultes
AFPE/PARE	Actions de formation préalable à l'embauche (Plan d'aide au retour à l'emploi)
AGEFIPH	Association pour la gestion de l'emploi, la formation et l'insertion professionnelle des personnes handicapées
ANPE	Agence nationale pour l'emploi
APEC	Association pour l'emploi de cadres
AREF	Allocation d'aide au retour à l'emploi - formation
CAE	Contrat d'accompagnement dans l'emploi
CAT	Centre d'aide par le travail (pour handicapés)
CATS	Cessation d'activité de certains travailleurs salariés
CAV	Contrat d'avenir
CEC	Contrat emploi consolidé
CES	Contrat emploi solidarité
CIE	Contrat initiative emploi
CIE-PCS	Contrat initiative emploi (Plan de cohésion sociale)
CI-RMA	Contrat d'insertion - Revenu minimum d'activité
CIVIS	Contrat d'insertion dans la vie sociale
CRP	Convention de reclassement personnalisé
FNE	Fonds national de l'emploi
IRILL	Insertion, réinsertion et lutte contre l'illettrisme
PAIO	Permanence d'accueil, d'information et d'orientation
PARE	Plan d'aide au retour à l'emploi
UNEDIC	Union Nationale interprofessionnelle pour l'emploi dans l'industrie et le commerce
Italy	
CIGS	Cassa integrazione guadagni straordinaria
LSU	Lavori socialmente utili
SIL	Servizio d'Informazione sul Lavoro
Lithuania	
EURES	European Employment Services
Luxembourg	
ADEM	Administration de l'emploi
Malta	
ESTS	Extended Skill Training Scheme
ETC	Employment & Training Corporation
INT	Ibda n-Negozju Tieghek
TAS	Technician Apprenticeship Scheme
Netherlands	
ABW	Algemene bijstandswet
BKWI	Bureau keteninformatisering werk en inkomen
CWI	Centra voor werk en inkomen
ID	Instroombanen/Doorstroombanen
IOAW	Wet inkomensvoorziening oudere en gedeeltelijk arbeidsongeschikte werkloze werknemers
IOAZ	Wet inkomensvoorziening oudere en gedeeltelijk arbeidsongeschikte gewezen zelfstandigen
REA	Reintegratie arbeidsgehandicapten
RSP	Regeling schoonmaakdiensten particulieren
SVWW	Stimuleringsregeling Vacaturevervulling door Werklozen en met werkloosheid bedreigde Werknemers
TW	Toeslagenwet
UWV	Uitvoeringsorganisatie werknemersverzekeringen
VLW	Afdachtsvermindering langdurig werklozen
VO	Afdachtsvermindering onderwijs
WRO	Wachtgeldregeling voormalig overheids personeel
WSW	Wet sociale werkvoorziening
WVA	Wet vermindering afdracht loonbelasting en premies volksverzekeringen
WW	Werkloosheidswet
WWB	Wet werk en bijstand


Country/Abbreviation	Meaning
Austria	
ALG	Arbeitslosengeld
BSB	Bundesamt für Soziales und Behindertenwesen
EB	Eingliederungsbeihilfe
EQUAL	EU Gemeinschaftsinitiative EQUAL
GB	Gründungsbeihilfe
GBP	Gemeinnützige Beschäftigungsprojekte
IAG	Insolvenz-Ausfallsgeld
JASG	Jugendausbildungs-Sicherungsgesetz
SÖB	Sozialökonomische Betriebe
SOL	Solidaritätsprämienmodell
SUG	Sonderunterstützung
TEP	Territoriale Beschäftigungspakte
UGP	Unternehmensgründungsprogramm
Poland	
SWE	Sheltered work establishments
Portugal	
ACPE	Apoio a criação de proprio emprego
ILE	Iniciativas Locais de Criação de Emprego (only in measure 122) ; Iniciativas Locais de Emprego (only in measure 24)
PROFIJ	Programa formativo de inserção de jovens
PROSA	Programa social de ocupação de adultos
Romania	
ANOFM	National Agency for Employment
Slovenia	
ESS	Employment Service of Slovenia
PUM	Projektno ucenje za mlajše odrasle
Sweden	
OSA	Offentligt skyddat arbete
United Kingdom	
HMT	Her Majesty's Treasury
IAP	Individual action plan
JSA	Jobseekers allowance
NDDP	New Deal for Disabled People
NDLP	New Deal for Lone Parents
NDPU	New Deal for partners of unemployed people
WWEG	Work, Welfare and Equality Group (Department of Work and Pensions)
Norway	
AB	Arbeid med bistand
AMO	Arbeidsmarkedsopplæring
KAJA	Kompetanse, arbeidstrening og jobbskaping for arbeidsledige


E.5 National data sources (expenditure)

The LMP data collection is based on administrative data collated from relevant sources in each country. This table shows the original source of data on expenditure for each intervention.

Country/Source	Interventions 
Belgium	
ACTIRIS- Office régional bruxellois de l'emploi	25,26,42,45,50,52,68,70,71,78,121,129,130,133
AWIPH - Agence wallonne pour l'intégration des Personnes Handicapés	105-116
DG: Deutschsprachigen Gemeinschaft	44,127,128
FED - Service public fédéral emploi, travail et concertation sociale	34,126
Forem - Service Public Wallon de l'emploi et de la Formation	13,30,58,60,63,72,75,77,101,104
ONEM: Office national d'emploi	3,21,37-39,43,89,90,96,97,99,100,123-125,144,145
ONSS - Office National de Sécurité Sociale (fed)	19,61,88,95
RBC - Office régional bruxellois de l'emploi (ORBEM)	28,64,136
RW - Ministère de la Région wallonne	10,41,135,148
SPP - Intégration Sociale (fed)	91-94
VG - Ministerie van de Vlaamse Gemeenschap	27,40,54,65,66,73,84,86,118-120,134,147
VG, RW, RBC, DG	1,14
No answer	83,137,140,150-152
Bulgaria	
Employment Agency	1-5,8,12,14,15,18-24,26-29,31-33,35,36,42-44,46,48-50,53-60,62,63
National Social Security Institute	37,38,61
Czech Republic	
Ministry of Labour and Social Affairs (Financing employment services unit)	1-8,10,12-14,16-19
No answer	20
Denmark	
No answer	1,2,5-9,17,20-22,24-26,28-33,38
Germany	
Bundesagentur für Arbeit	64,67
Bundesagentur für Arbeit: Haushalt	1,2,4,6,7,11,12,14,16,18,21-24,27,31,34,35,43,44,46-49,52,53,65,66,70,71,73-77,79-83,86-104
Bundesagentur für Arbeit: Haushalt und Controlling	63
No answer	72,78
Estonia	
Budget of Estonian Labour Market Board	1,3-5,7,15-17,19-21
Unemployment insurance fund	9,10
No answer	2,6,18
Ireland	
Department Enterprise and Employment	49,50
Department of Education and Science	34,35,62
Department of Social and Family affairs (DSFA)	1-4,7,9,10,12,64
FÁS	15,22,23,36-41,43,45,51,52,55,57-60
No answer	5


Country/Source	Interventions 
Greece	
GGI/General Secretariat for equality	62
Ministry of Employment and Social Protection	33,96,97,104-106,129
Ministry of Health	93,113,114,128
Ministry of Merchant Marine	37
OAED / Department of Employment	29,31,110-112,116-127
OAED / Department of Special Social Groups	1,73
OAED/ Department of Economics	9,22-24,27,28,32,51,58,60,63,66,71,74,82,83,98
Prefecture of Attica	131
Prefecture of Central Macedonia	89
Prefecture of Crete	102
Prefecture of East Macedonia-Thrace	130
Prefecture of Ionian Islands	108
Prefecture of Thessaly	103
Prefecture of Western Greece	132
Prefecture of Epirus	94
Prefecture of Peloponese	88
Prefecture of South Aegean	95
Vocational Training S.A.	8
No answer	115
Spain	
Comunidades Autónomas, Departamentos de Empleo Autonómicos	34-36,40-44,46-48,53,62,65,67-69
MTAS, Dirección General de Fomento de la Economía Social y del Fondo Social Europeo	23
MTAS, Dirección General de Ordenación de las Migraciones	22
MTAS, Dirección General de Trabajo	2
MTAS, Instituto Nacional de Empleo	3-11,14,16-18,20,21,25-28,30,32,56-58,60,61
No answer	19,24,33,45,49,52,63
France	
AGEFIPH	49,74
ANPE	53-56
APEC	43
Conseils régionaux	85
Fonds de solidarité	3,72,98
Ministère de l'emploi	4,10,11,18,20,26,32,33,34,38bis,44,45,46,57,61,62,67,79,81,82,87,88,92,100,101
Ministère de l'emploi + UNEDIC	6,38,76,84
Ministère de l'emploi et de la solidarité	36,80,89,91
Ministères de l'emploi + des DOM + ACOSS	40,83
Ministères de l'emploi + des finances + Conseils régionaux	22
Ministères de l'emploi et de la solidarité + des finances	59
Ministères de l'emploi et de la solidarité + des finances + ACOSS	37
Pôle Emploi	42,93-96
UNEDIC	1,8,63-66,70,71,73,86,99
Pas de réponse	77,78,97
Italy	
INPS	3a,3,8,10,11,16,24,25,32,35,36,49,51,53,55,59,60,65,67,71,72,73,74,75,76,77,78,80,81,91,93,94,96,97,98,118,119,120,125,126,127
ISFOL processing of Ministry of Economy (RGS) data	100-117,122
Ministero del Lavoro e delle Politiche Sociali	90,121,124
Sviluppo Italia	19

Country/Source	Interventions 
Cyprus	
Cyprus Productivity Centre - Ministry of Labour and Social Insurance	24
Department of Labour - Ministry of Labour and Social Insurance	9,13,14,16-19
Government Budget	15
Human Resource Development Authority - Training Directorate	3-8,23
Ministry of Commerce, Industry and Tourism - Industrial Development Service	1,2
Social Insurance Services - Ministry of Labour and Social Insurance	20,21
Social Welfare Services - Ministry of Labour and Social Insurance	10-12
Latvia	
Society Integration Foundation	31,33
State agency "Insolvency Administration"	16
State Employment Agency	1-4,13,17,24,29,30,36-43
State Social Insurance Agency	15
Lithuania	
Garantee Fund administration unit	22
Ministry of Social Security and Labour	1-3,5,21,28-35
No answer	7-9,12,17-20,24
Luxembourg	
ADEM	1,4,8,10,14,27,34,35
ADEM/STH	20-23
Administration des contributions directes	9
MENFP	28
MTE	2,3,5-7,11,19,25,26,29,31,32,39,40
No answer	13,33
Hungary	
Labour Market Fund	1,3-8,10-14,16,17,22,23,29,30,32,33
No answer	18,19,31
Malta	
ETC	1-3,8-10,17,19,23,24,27,33-36,38-40
Ministry for the Family & Social Solidarity, Department of Social Security	28,29
Netherlands	
Ministry of Finance	1
Ministry of Social Affairs and Employment	6,14,31-35,39,40,46-48,52,54,59,60,64
Statistics Netherlands	61
No answer	65
Austria	
AMS DWH	5-7,11-17,20
BMASK	1-4,8,18,19,25-28,30,32-35,37,44,49,54-59,62-64
BUAK	21
No answer	60,61,65
Poland	
MPiPS	15-30,32-35,40,44
PFRON	1-14,42,45,47-49
ZUS	36,37
No answer	41,43


Country/Source	Interventions 
Portugal	
DRFP	98
IEFP	4,14,33,34,69,116,134-136
IEFP & DRFP	22
IEFP & DRFP & OEFP	95
IEFP & IGFSE & OSEC	63,67
IEFP & IRE	3,23-25
IEFP & OEFP & OSEC	7
IEFP & OSEC	68,96
IGFSE & IEFP	64,115
IGFSS	1,41,61,75,76,104
II	29,31,37,44
IRE	81,127,128,132
OEFP	86,99,114,122
OSEC	84
Romania	
National Agency for Employment	2,3,5-16,18-23,25,26,29-31,33,35,36,39-44
Slovenia	
PES (ZRSZ)	3,9-14,16,26,28,30,32,44,46,48,57,59-61,64-71
Slovakia	
Center of Labour, Social Affairs and Family	1,3-8,10-13,20-27
Social Insurance Agency	14-16
Finland	
Finnish Centre for Pensions	26
Finnish Centre for Pensions and Social Insurance Institution	3
Insurance Rehabilitation Association	27
Insurance Supervisory Authority	1,30,31
Insurance Supervisory Authority and SII and Ministry of Employment and the Economy	6
Insurance Supervisory Authority and Social Insurance Institution	16,17
Ministry of Employment and the Economy	7-13,20-22,28,46-51,55,56
Ministry of Social Affairs and Health	34
Social Insurance Institution	2,4,15,25,32,33
Social Insurance Institution and Ministry of Employment and the Economy	5,36
Sweden	
The Swedish National Financial Management Authority (ESV)	21,30
The Swedish Public Employment Service PES	7,9,12-16,19,20,31,35,37,40,42-44,47,49,50,56,60,61,63,65,67-70,73,74
United Kingdom	
Department for work and pensions (DWP)	24,29,31,44,48,49
Jobcentre Plus Annual Report and Accounts	1,2,33,35
No answer	3,9-12,37,40,41,43,47,50,51,53
Norway	
National accounts	1,4,6-8,11,14,15,19,21-30,35


E.6 National data sources (participants)

The LMP data collection is based on administrative data collated from relevant sources in each country. This table shows the original source of data on participants for each intervention.

Country/Source	Interventions 
Belgium	
ACTIRIS- Office régional bruxellois de l'emploi	25,26,28,42,45,50,52,64,68,71,78,121,129,133
AWIPH - Agence wallonne pour l'intégration des Personnes Handicapés	105-109,111-116
Bruxelles Formation	130
DG: Deutschsprachigen Gemeinschaft	44,127,128
FED - Service public fédéral emploi, travail et concertation sociale	19,34,126
Forem - Service Public Wallon de l'emploi et de la Formation	13,30,41,58,60,63,72,75,101
ONEM: Office national d'emploi	3,21,37-39,43,89,96,97,99,100,123,144,145
ONSS - Office National de Sécurité Sociale (fed)	61,88,90,91
RBC - Office régional bruxellois de l'emploi (ORBEM)	136
RW - Ministère de la Région wallonne	10,104,110,135,148
SPP - Intégration Sociale (fed)	92-95
VDAB - Vlaamse Dienst voor Arbeidsbemiddeling en Beroepsopleiding	65
VG - Ministerie van de Vlaamse Gemeenschap	27,40,54,66,73,84,86,118-120,134,147
VG, RW, RBC, DG	1,14
No answer	70,77,83,124,125,137,140,150-152
Bulgaria	
Employment Agency	2,5,8,12,14,15,18-24,26-29,31-33,35,36,42-44,46,48-50,53-60,62,63
National Social Security Institute	37,38,61
No answer	1,3,4
Czech Republic	
Ministry of Labour and Social Affairs (Financing employment services unit)	10
Ministry of Labour and Social Affairs (Labour market unit)	1-8,12,13,16-20
No answer	14
Denmark	
No answer	1,2,5-9,17,20-22,24-26,28-33,38
Germany	
Bundesagentur für Arbeit	48
Bundesagentur für Arbeit: DWH	1,2,6,7,11,14,16,18,23,24,27,31,34,43,52,65,66,71,72,77-83,86-103
Bundesagentur für Arbeit: DWH MSI	12,21,22,35,44,46,47,53,73-76
No answer	4,49,63,64,67,70,104
Estonia	
Budget of Estonian Labour Market Board	1-7,15-21
Unemployment insurance fund	9,10
Ireland	
Department Enterprise and Employment	49,50
Department of Education and Science	34,35,62
Department of Social and Family affairs (DSFA)	1-5,7,9,10,12,64
FÁS	15,23,37-41,43,45,51,52,55,57-60
No answer	22,36

Country/Source	Interventions 
Greece	
Division of Informatics - PAEP S.A.	1,8,9,31,32,51,60,63,66,73,74,82,83,98,110-112,115-127
GGI/General Secretariat for equality	62
Ministry of Employment and Social Protection	33,96,97,104-106,129
Ministry of Health	93,113,114,128
Ministry of Merchant Marine	37
OAED/ Department of Economics	22-24,27-29,58,71
Perfecture of Attica	131
Perfecture of Central Macedonia	89
Perfecture of Crete	102
Perfecture of East Macedonia-Thrace	130
Perfecture of Ionian Islands	108
Perfecture of Thessaly	103
Perfecture of Western Greece	132
Perfecture of Epirus	94
Perfecture of Peloponese	88
Perfecture of South Aegean	95
Spain	
Comunidades Autónomas, Departamentos de Empleo Autonómicos	34-36,40-44,46-48,53,62,67-69
MTAS, Dirección General de Fomento de la Economía Social y del Fondo Social Europeo	23
MTAS, Dirección General de Ordenación de las Migraciones	22
MTAS, Dirección General de Trabajo	2
MTAS, Instituto Nacional de Empleo	3-11,14,16-18,20,21,25-28,30,32,60,61
No answer	19,24,33,45,49,52,56-58,63,65
France	
AFPA	10,57
AGEFIPH	49
ANPE	53-56,93-96
APEC	43
Conseils régionaux	85
Ministère de l'emploi	77
Ministère de l'emploi (DARES)	4,20,22,26,32,33,36-38,40,44-46,59,61,67,76,79-83,88,100,101
Ministère de l'emploi (DGEFP)	11,92
Ministère de l'emploi + UNEDIC	62
Ministère de l'emploi et de la solidarité	91
UNEDIC	1,3,6,8,34,63-66,70-72,84,86,89,98,99
Pas de réponse	18,38bis,42,73,74,78,87,97
Italy	
INPS	3a,8,10,11,16,24,25,32,35,36,49,51,53,55,59,60,67,71,72,73,74,75,76,77,78,81,90,91,93,94,96,97,98
ISFOL processing of Ministry of Economy (RGS) data	100-108,110,112,113,115-117,122
Sviluppo Italia	19
No answer	3,65,80,109,111,114,118-121,124-127

Country/Source	Interventions 
Cyprus	
Cyprus Productivity Centre - Ministry of Labour and Social Insurance	24
Department of Labour - Ministry of Labour and Social Insurance	13-19
Human Resource Development Authority - Training Directorate	3-8,23
Ministry of Commerce, Industry and Tourism - Industrial Development Service	1,2
PES	9
Social Insurance Services - Ministry of Labour and Social Insurance	20,21
Social Welfare Services - Ministry of Labour and Social Insurance	10-12
Latvia	
Professional Career Counselling State Agency	15
Society Integration Foundation	31,33
State agency "Insolvency Administration"	16
State Employment Agency	1-4,13,17,24,29,30,36-43
Lithuania	
Guarantee Fund administration unit	22
Lithuanian Labour Exchange	1-3,5,8,9,21,28-35
No answer	7,12,17-20,24
Luxembourg	
ADEM	1,3-10,14,25,26,28,29,31-35,39,40
ADEM/STH	20-23,27
MENFP	11
MTE	19
No answer	2,13
Hungary	
National Employment Office	1,3-6,8,10-14,16-19,22,23,29-33
No answer	7
Malta	
ETC	1-3,8-10,17,19,23,27,33-36,38-40
Ministry for the Family & Social Solidarity, Department of Social Security	28,29
No answer	24
Netherlands	
CWI	39
Ministry of Finance	1
Ministry of Social Affairs and Employment	14,32,40,54,60,61
Statistics Netherlands	6,31,33-35,52,59,64
No answer	46-48,65
Austria	
AMS DWH	1,2,4-8,11-18,20,25-28,49,54,63,64
BMASK	34,35,37,60
BMSG	44
BMWA	3,19,30,32,33,61,65
BUAK	21
No answer	55-59,62

Country/Source	Interventions 
Poland	
MPiPS	15-24,27-30,34,35,40,44
PFRON	1-14,42,45,47-49
ZUS	36,37
No answer	25,26,32,33,41,43
Portugal	
IEFP	4,14,33,34,69,95,116,134-136
IEFP & IGFSE & OSEC	63,67
IEFP & IRE	3,23-25
IEFP & OEFP & OSEC	7
IEFP & OSEC	22,68,96
IGFSE & IEFP	64,115
II	1,29,31,37,41,44,61,75,76,104
IRE	81,127,128,132
OEFP	86,98,99,114,122
OSEC	84
Romania	
National Agency for Employment	2,3,5-16,18-23,25,26,29-31,33,35,36,39-44
Slovenia	
PES (ZRSZ)	3,9-14,16,26,28,30,32,46,48,57,59-61,64-71
No answer	44
Slovakia	
Center of Labour, Social Affairs and Family	3-8,10-13,20-27
Social Insurance Agency	14-16
No answer	1
Finland	
Finnish Centre for Pensions	26
Insurance Rehabilitation Association	27
Insurance Supervisory Authority	1,30,31
Ministry of Employment and the Economy	3,5-13,15-17,20-22,28,36,46-51,55,56
Ministry of Social Affairs and Health	34
Social Insurance Institution	2,4,25,32,33
Sweden	
County Administrative Boards	30
The Samhall Group	21
The Swedish National Labour Market Board (AMS).	74
The Swedish Public Employment Service PES	7,9,12-16,20,31,35,37,40,42-44,47,49,50,60,61,63,65,67-70,73
No answer	19,56
United Kingdom	
New Deal evaluation database	1
No answer	2,3,9-12,24,29,31,33,35,37,40,41,43,44,47-51,53
Norway	
National accounts	1,4,6,8,11,14,15,19,21-25,27,28,30
Norwegian Labour and Welfare Administration	7,29,35
No answer	26