

ITUC Global Poll 2014



TNS opinion



Executive Summary	5
Family income and cost of living	8
Own Financial Situation	10
Minimum wage	14
Personal or family experience of unemployment	16
Future generations job prospects	18
Fairness of economic system	20
Economic Situation	22
Job security	24
Power over economic decisions	25
Taming Corporate Power	29
Government and unemployment	31
Labour rights	33
Corporate responsibility	36
Union better for workplace	38
Unions role in society	40
A roadmap for government action	42
Survey Methodology	48

People across the world are facing serious financial pressure with falling or stagnating wages.

More than one in two working families in fourteen countries that constitute half the world's population cannot keep up with the rising cost of living [Chart 1, 2].

More than half of the people cannot afford to save any money [Chart 3, 4]. Trend data from three years of ITUC polling in 2012, 2013 and 2014 shows that in the past three years over half the world's population has not been able to save any money [Chart 5]. One in ten families lack the money for essentials like housing, food and electricity [Chart 6]. Sixty percent of women are not able to save any money, among men this is 54 percent.

An overwhelming majority (79 percent) do not believe the minimum wage in their country is sufficient for leading a decent life [Chart 7, 8].

The spectre of unemployment remains for millions of people. 41 percent of people are directly impacted by the loss of jobs or reduction in working hours [Chart 9, 10]. Only one out of two people believe the next generation will find a decent job [Chart 11, 12].

Global citizens feel confronted with an economic system that favours the wealthy – and is not fair to most people. Almost four out of five people (78 percent) believe the economic system favours the wealthy, rather than being fair to most people [Chart 13].

The ITUC Global Poll 2014 covers the adult populations of Australia, Belgium, Brazil, Canada, China, France, Germany, India, Italy, Japan, Russia, South Africa, the United Kingdom and the United States. The findings represent the opinions of more than 3.7 billion people, or according to UN estimates, about half of the world population.

Trust in government is broken

People want to be able to trust the economic system. Global citizens want an activist approach by their national governments

in the international arena, aimed at securing workers' rights and issues and closing the gap between the rich and the poor.

Over three years the ITUC Global Poll 2012, 2013 and 2014 shows unequivocally that this trust does not exist.

The ITUC Global Poll 2012 found only 13 percent thought voters had any influence on economic decisions.

The ITUC Global Poll 2013 found just 13 percent of people believe their government is focused on the interests of working families.

There is not a single country in the 2014 Global Poll where a majority believes the economic system is fair to most people [Chart 14]. Four out of five people (78 percent) believe the economic system favours the wealthy.

Economic and social outlook

The world needs a pay rise

Global workers are facing serious financial pressure with wages falling behind the cost of living. More than half of the respondents (53 percent) say their family income has fallen behind the cost of living in the past two years [Chart 1]. An additional one-third of the respondents (29 percent) say their family income has stayed even with the cost of living in the past two years.

Ten percent of the respondents now lack the money for basic essentials like housing, food and electricity [Chart 6].

Overall seven out of ten European respondents say their income has not kept up with the cost of living.

Two risk groups emerge in the ITUC Global Poll 2014, when those with lower education are combined with age groups above forty, almost two out of three respondents (64 percent) experience incomes falling behind the cost of living.

Minimum wage is insufficient

An overwhelming majority (79 percent) of the global respondents from 11 countries with a minimum wage, say the (national) minimum wage is insufficient to enable workers to lead a decent

“

More than one in two working families in fourteen countries that constitute half the world's population cannot keep up with the rising cost of living.

”

life [Chart 7]. 82 percent of women say the minimum wage in their country is not enough for a decent life compared with 76 percent of men.

Overall evaluations of the economy continue to be negative: more than half of the respondents (56 percent) rate the current economic situation in their country as bad [Chart 15, 16]. Just 1 out of 3 respondents in Europe rate their economy as good. 60 percent of women rate their economies as bad.

Spectre of unemployment

Over the past two years, more than 4 in 10 respondents have directly experienced unemployment or the reduction of working hours – either in their own job or that of a family member [Chart 9, 10]. Respondents from BRICS countries have on average a greater chance of directly experiencing (partial) unemployment. Young women under the age of forty have most experience of (partial) unemployment. 53 percent of this group say they have experience of unemployment.

Close to half (41 percent) of current workers expect their job to be less secure in the next two years [Chart 17]. Just one out of four European respondents (26 percent) expect their job to be more secure over the next two years.

Future prospects are dim

Previous ITUC polls have shown great concern about the next generation, with more than 66 percent of people saying future generations “would be worse off than my own generation” in 2012.

The ITUC Global Poll 2014 finds just 1 in 2 respondents expect the next generation to find a decent job. Just 39 percent of European respondents believe the next generation will be able to find a decent job [Chart 11, 12].

Power dynamics favouring the wealthy

The current economic system favours the wealthy, rather than being fair to most people – no country has a majority saying it is fair to most people.

That is the opinion of 78 percent of all respondents in the 2014 Global Poll [Chart 13]. One in five European respondents believes the economic system is fair to most. 80 percent say it favours the wealthy.

A striking 84 percent of global respondents say that ‘ordinary citizens’ do not have enough influence on economic decision-making. 60 percent think corporates interests have too much influence [Chart 18]. There is not a single country in the ITUC Global Poll 2014 that does not support giving ordinary citizens more influence in the process of economic decision making [Chart 19]. There is a consensus among countries that corporates interests have too much power [Chart 20, 21].

Global citizens want corporate power to be tamed

First and foremost, global citizens want ordinary citizens to be brought back into the picture of the economic decision-making process. 62 percent say they want the power of corporations to be tamed [Chart 22, 23].

Frustration with poor performance in tackling unemployment

Citizens across the globe are frustrated with their government’s poor performance in tackling unemployment. 68 percent of respondents say their government is bad at tackling unemployment [Chart 24, 25]. Even BRICS countries and Germany have a majority saying the government is not good at tackling unemployment. 69 percent of women say their government is doing a bad job at tackling unemployment compared with 65 percent of men.

Strong labour laws

Global citizens continue to express exceptionally strong support for a wide range of labour laws, including the right to strike. BRICS countries give even stronger support for labour laws [Chart 26]. The strongest call exists for laws that:

‘Protect workers’ health and safety.’ (97 percent ‘favour,’ of which 71 percent strongly favour).

A sense of disempowerment

Majority say their income cannot keep up with the rising cost of living [Chart 1]

10 percent of people lack the money for essentials like housing, food and electricity [Chart 6]

More than half respondents can’t save any money [Chart 3]

An overwhelming majority believe the minimum wage is insufficient for leading a decent life [Chart 7]

Large numbers of people hold negative views of the economy [Chart 15]

The spectre of unemployment is alive 41% have experienced (partial) unemployment [Chart 9]

A great many people do not believe their own job is safe [Chart 17]

Just one in two believe the next generation will find a decent job [Chart 11]

78 percent of people think the economic system favours the wealthy [Chart 13]

'Establish and protect a decent minimum wage for workers also enjoy overwhelming support.' (94 percent 'favour', 63 percent strongly).

'Give workers the right to collective bargaining.' (89 percent 'favour', 45 percent strongly).

'Help to cement the right to join a union.' (89 percent 'favour', 43 percent strongly).

'Protect the right to strike.' (75 percent 'favour', 28 percent strongly).

A social protection floor

Global citizens overwhelmingly want their government to be working on a social protection floor [Chart 27]. Trend data from three years of polling shows consistent high levels of support for these policies [Chart 28].

'Affordable access to health care.' (95 percent 'favour', of which 72 percent strongly).

'Decent retirement incomes.' (94 percent 'favour', 71 percent strongly).

'Providing affordable access to education.' (95 percent 'favour', 69 percent strongly).

'Support for paid maternity leave.' (89 percent 'favour', 55 percent strongly).

'Unemployment benefits.' (87 percent 'favour', 47 percent strongly).

True respect for workers' rights throughout entire production chain

The idea of corporations respecting workers' rights throughout the entire production chain is well received, but citizens are sceptical whether companies will deliver if they were to make such a promise. A minority of just 40 percent of the respondents believe that they will. [Chart 29, 30] BRICS countries are more open than other countries to corporations respecting rights.

Worker responses: organise true power of workers

More than two out of three respondents (63 percent) agree with the statement 'workplaces that have a union representing workers provide better wages, conditions and health and safety for workers' [Chart 31, 32]. More than three in four global respondents (76 percent) find it important that unions play an active role in society [Chart 33, 34]. 84 percent of global respondents younger than 25 say an active role by unions is important.

**Sharan Burrow, General Secretary
International Trade Union Confederation**

A roadmap for government action

Vacancy: activist national governments in the international arena. People are not satisfied with their government performance. The road forward is one which governments are admonished 'to do more' when it comes to:

1 Taming corporate power [Chart 35]

Taming corporate power (62 percent 'do more').

Keeping more of the spoils from national natural resources (73 percent 'do more').

2 Jobs, wages and working conditions [Chart 36]

Reducing the gap between rich and poor (79 percent 'do more').

Ensuring fair wages (82 percent 'do more').

Increasing job security (81 percent 'do more').

Establishing reasonable working hours (60 percent 'do more').

3 International action [chart 37]

Intervening more actively in the economy to share wealth more equally (86 percent 'favour').

Ensure workers' rights are an essential part of global trade agreements (94 percent 'favour').

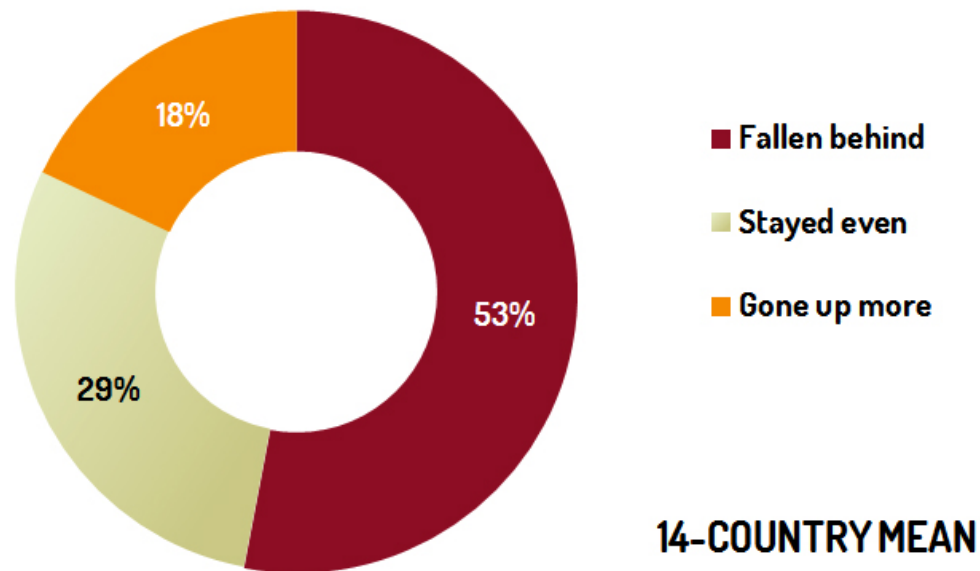
Strengthening international rules to make companies provide better wages and conditions (94 percent 'favour').

Promote lifting the minimum wage in every country around the world (88 percent 'favour').

4 Dealing with climate change [Chart 38]

Limiting pollution that causes climate change (73 percent 'do more').

Chart 1: Family income against cost of living in the last two years



Question

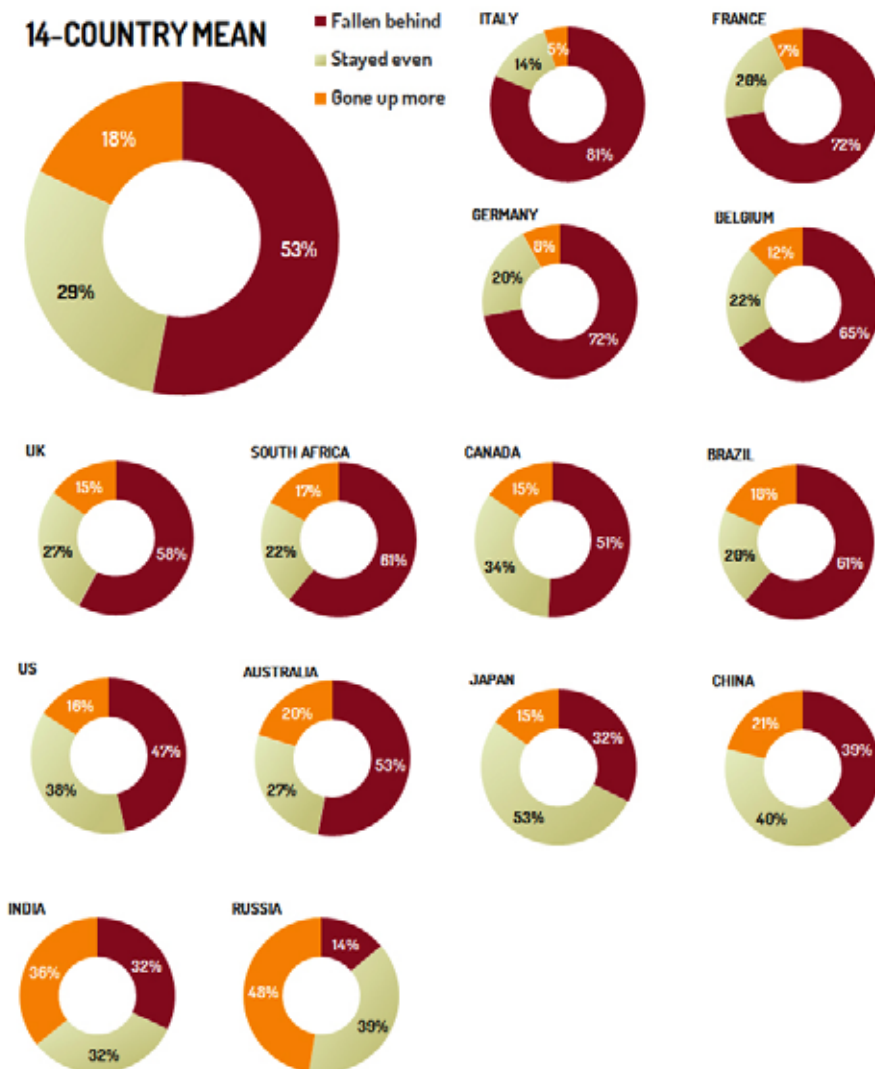
Q4 In the last two years, do you think that you and your family's household income has gone up more than the cost of living, fallen behind, or stayed even with the cost of living.

Note N=14,006 for 14 country average. Don't know response omitted for ease of presentation, largest don't know response was 1 percent.

“The global economy is not working for workers and their families.
Michael Sommer, President, DGB and ITUC”

For 82 percent of people their wages have stagnated or fallen behind the cost of living.

Chart 2: Family income against cost of living in the last two years



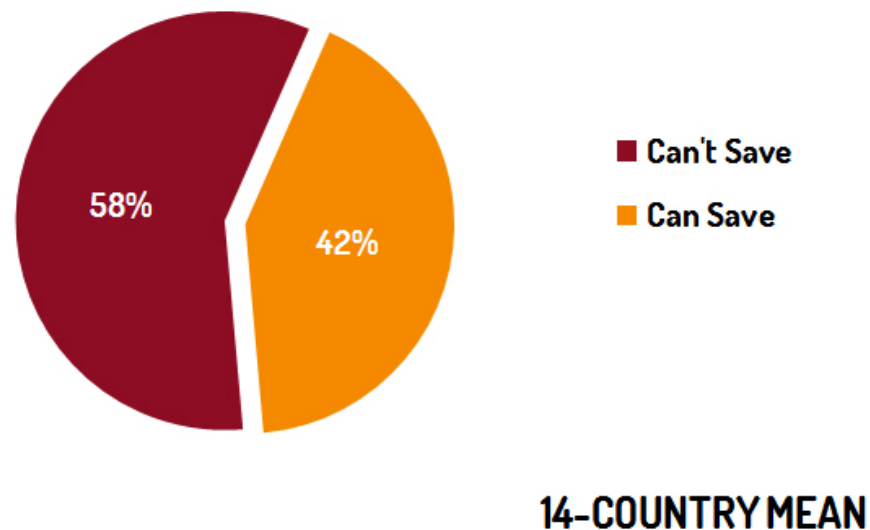
In all but three countries, the vast majority of people are falling behind.

Question

Q4 In the last two years, do you think that you and your family's household income has gone up more than the cost of living, fallen behind, or stayed even with the cost of living.

Note N=14,006 for 14 country average; N is about 1,000 for each individual country. Don't know response omitted for ease of presentation, largest don't know response was 1 percent.

Chart 3: Personal financial situation



Question

Q3 Which of the following statements best describes your financial situation?

Answers combined for “You don’t have enough for basic essentials, like housing, food and electricity and You have enough for basic essentials, but you cannot save any money” (Can’t save) and “You have enough for basic essentials, and you can save a little money and You have enough for basic essentials, and you can save a lot of money. “ (Can save)

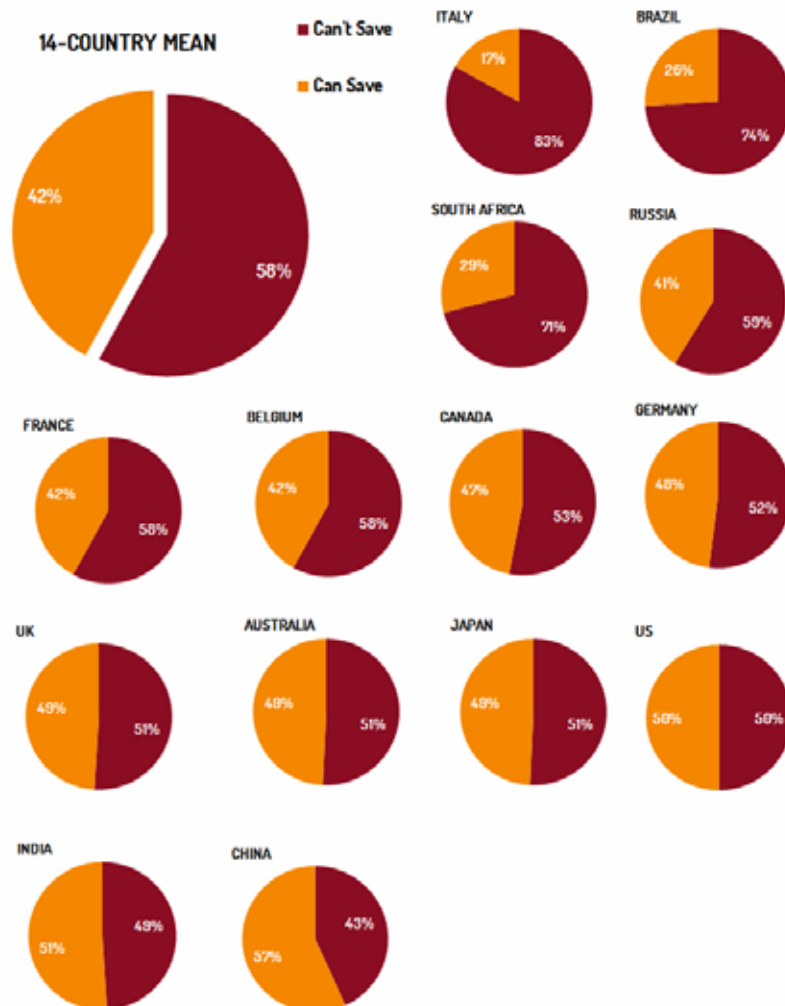
Note N=14,006 for 14 country average. Don't know response omitted for ease of presentation, largest don't know response was 1 percent.

“ When people can’t save family security is threatened with no capacity to invest in housing or other assets. Savings represent an essential component of long term balanced growth.

John Evans, General Secretary, TUAC ”

More than half of respondents can’t save any money.

Chart 4: Personal financial situation



Just one out of three people are able to save some money.

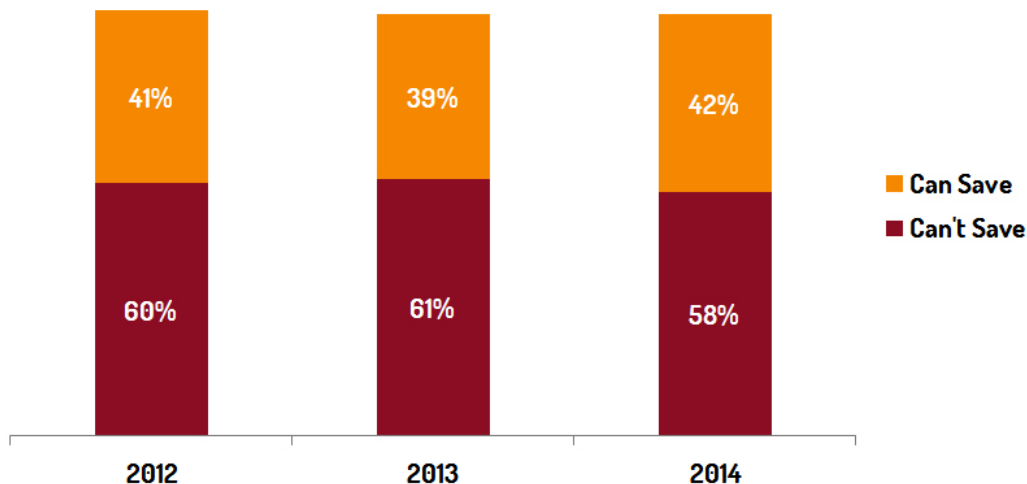
Question

Q3 Which of the following statements best describes your financial situation?

Answers combined for “You don’t have enough for basic essentials, like housing, food and electricity and You have enough for basic essentials, but you cannot save any money” (Can’t save) and “You have enough for basic essentials, and you can save a little money and You have enough for basic essentials, and you can save a lot of money.” (Can save)

Note N=14,006 for 14 country average; N is about 1,000 for each individual country. Don’t know response omitted for ease of presentation, largest don’t know response was 1 percent.

Chart 5: Personal financial situation: trend data over three years



Question

Q3 Which of the following statements best describes your financial situation?

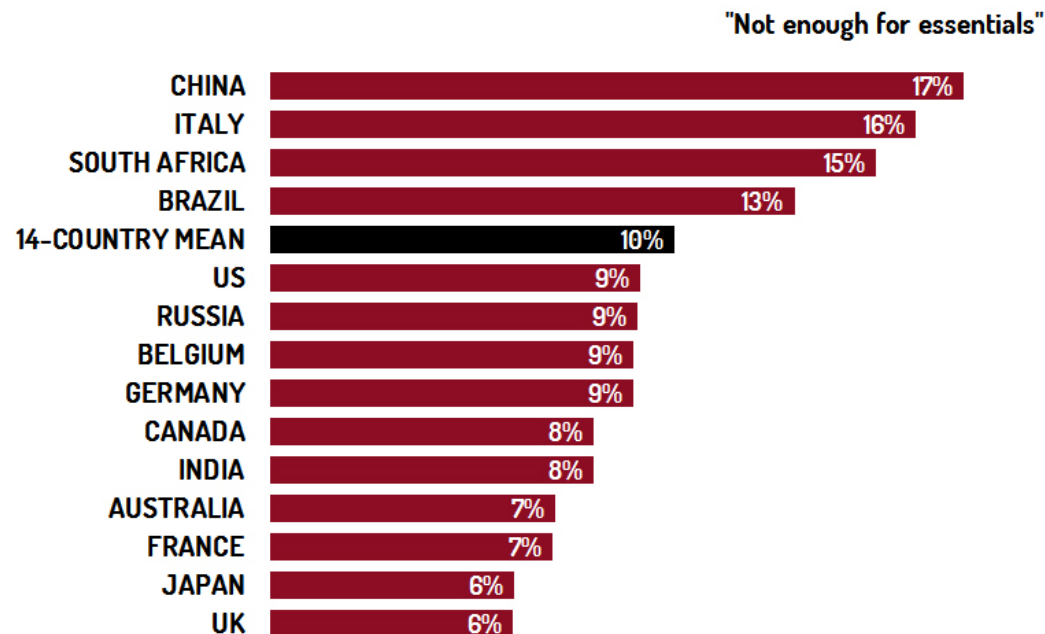
Answers combined for “You don’t have enough for basic essentials, like housing, food and electricity and You have enough for basic essentials, but you cannot save any money” (Can’t save) and “You have enough for basic essentials, and you can save a little money and You have enough for basic essentials, and you can save a lot of money.” (Can save)

Note: Trend graphs include data from the 9 countries repeated in the ITUC Global Poll in 2012, 2013 and 2014; Belgium, Brazil, Canada, France, Germany, Japan, South Africa, the United Kingdom and the United States. N is about 1,000 for each individual country, for each year. Don’t know response omitted for ease of presentation, largest don’t know response was 1 percent.

“ In the last three years my salary was cut by 45 %. My life has totally changed. I can’t do any more the things I used to. For the first time in my 38 years I can’t pay my bills. Georgia, a worker from Greece ”

In the past three years, nearly 60 percent of people are stuck, unable to save.

Chart 6: Personal financial situation: not enough for essentials



Realising decent wages for working families and those on low incomes means tackling the excesses of the 1 %.

John Evans, General Secretary, TUAC

Question

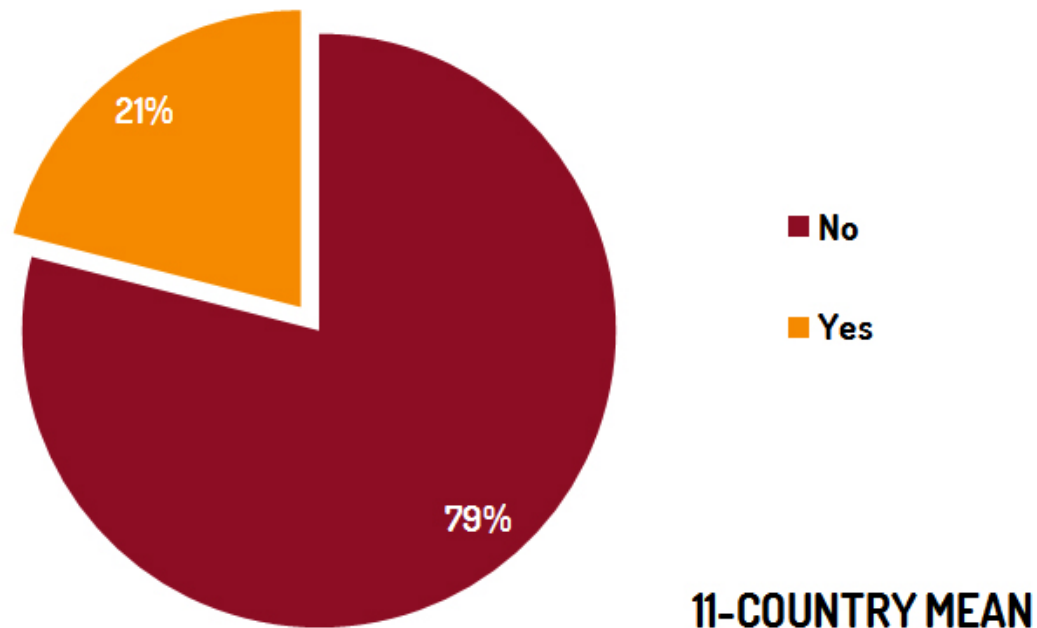
Q3 Which of the following statements best describes your financial situation?

Countries ordered from lowest to highest score 'not enough for essentials'.

Note N=14,006 for 14 country average; N is about 1,000 for each individual country.

One in ten people don't have enough money for basic essentials.

Chart 7: Minimum wage insufficient for decent life



Question

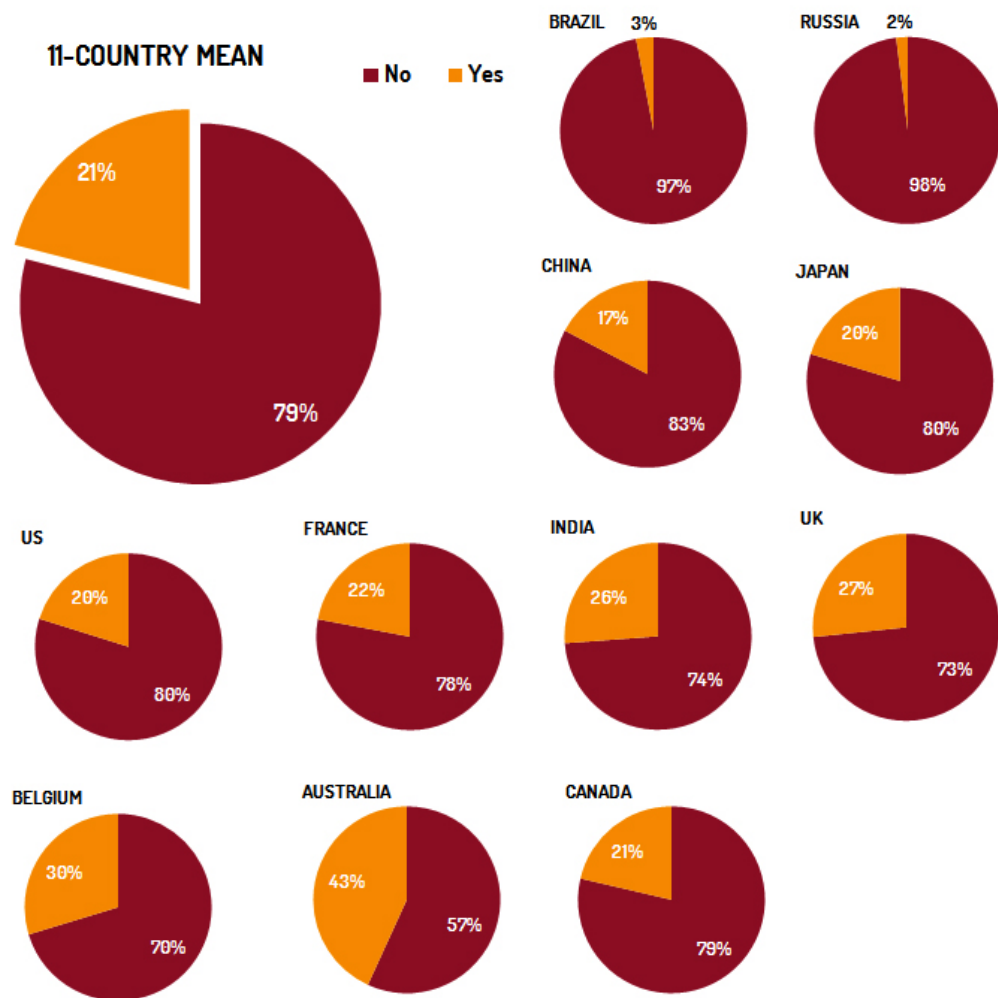
Q12 In your view are the minimum wages paid in COUNTRY NAME high enough to enable workers to live in a decent life?

Note N=11,005 for 11 country average. (Germany, South Africa and Italy not included). Don't know response omitted for ease of presentation, largest don't know response was 3 percent.

“ Our money, our wages are not enough to survive. Companies should respect women workers and pay a living wage, we are helping them make profits.
Atook, a worker from Indonesia ”

79 percent of people think the minimum wage is too low.

Chart 8: Minimum wage insufficient for decent life



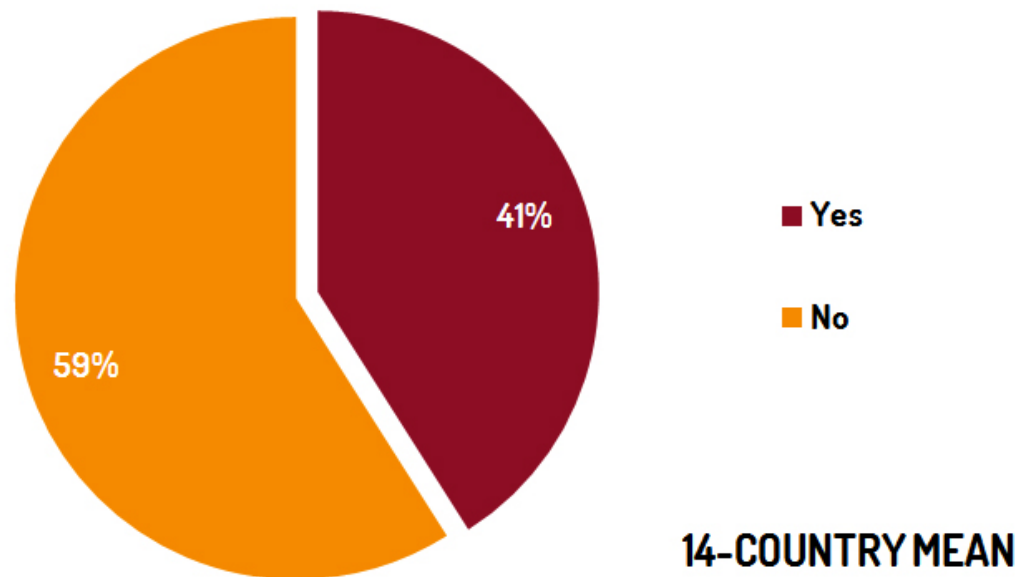
In no country is the minimum wage enough to live with dignity.

Question

Q12 In your view are the minimum wages paid in COUNTRY NAME high enough to enable workers to live in a decent life?

Note N=11,005 for 11 country average; N is about 1,000 for each individual country. (Germany, South Africa and Italy not included). Don't know response omitted for ease of presentation, largest don't know response was 3 percent.

Chart 9: Unemployed or reduced hours in last 2 years?



“ When the dignity of work is denied to people, social cohesion is a risk.
Jaap Wienen, Deputy General Secretary, ITUC ”

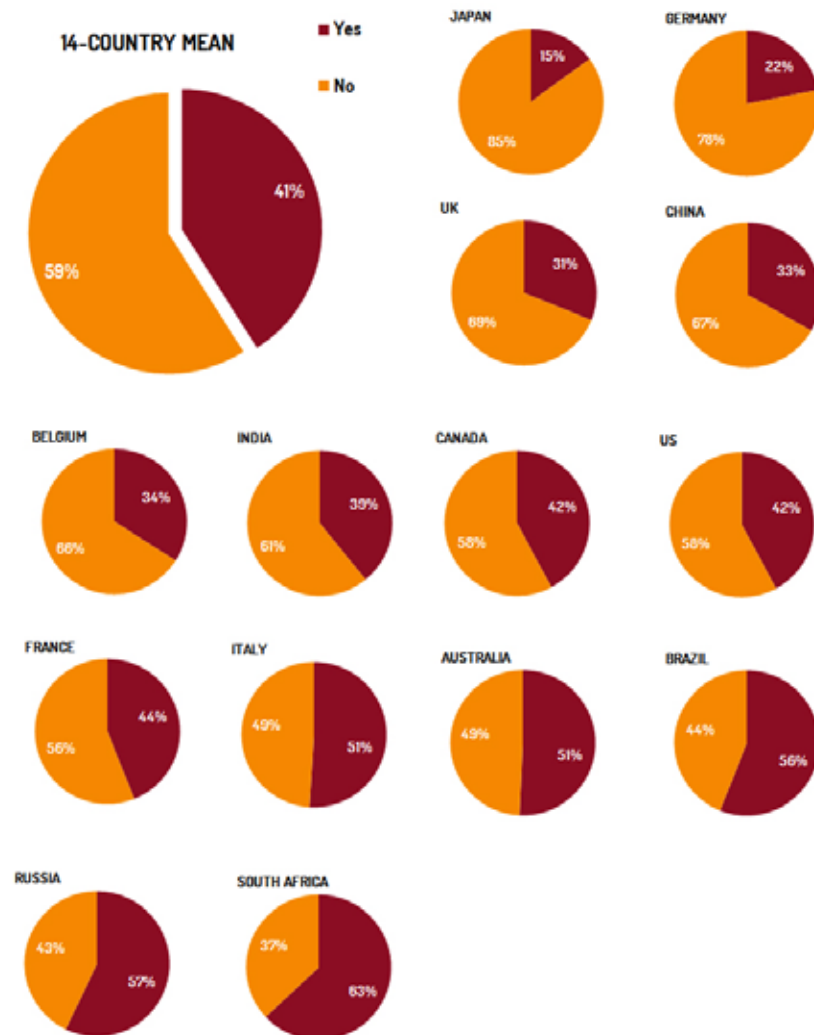
Question

Q9 In the last two years, have you or someone in your family been unemployed, or had their working hours reduced?

Note N=14,006 for 14 country average. Don't know response omitted for ease of presentation, largest don't know response was 2 percent.

41 percent of respondents have personal or family experience of unemployment.

Chart 10: Unemployed or reduced hours in last 2 years?



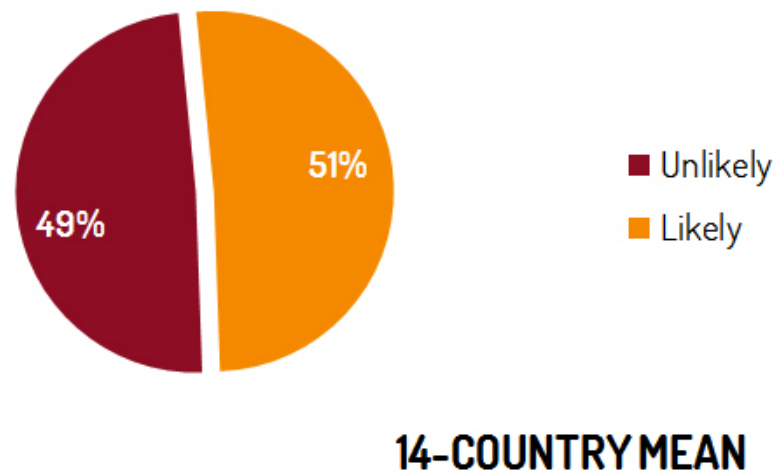
The depth of the crisis is felt across four continents where more than half of respondents have experienced unemployment or reduced working hours.

Question

Q9 In the last two years, have you or someone in your family been unemployed, or had their working hours reduced?

Note N=14,006 for 14 country average; N is about 1000 for each individual country. Don't know response omitted for ease of presentation, largest don't know response was 2 percent.

Chart 11: Will next generation find a decent job?



Question

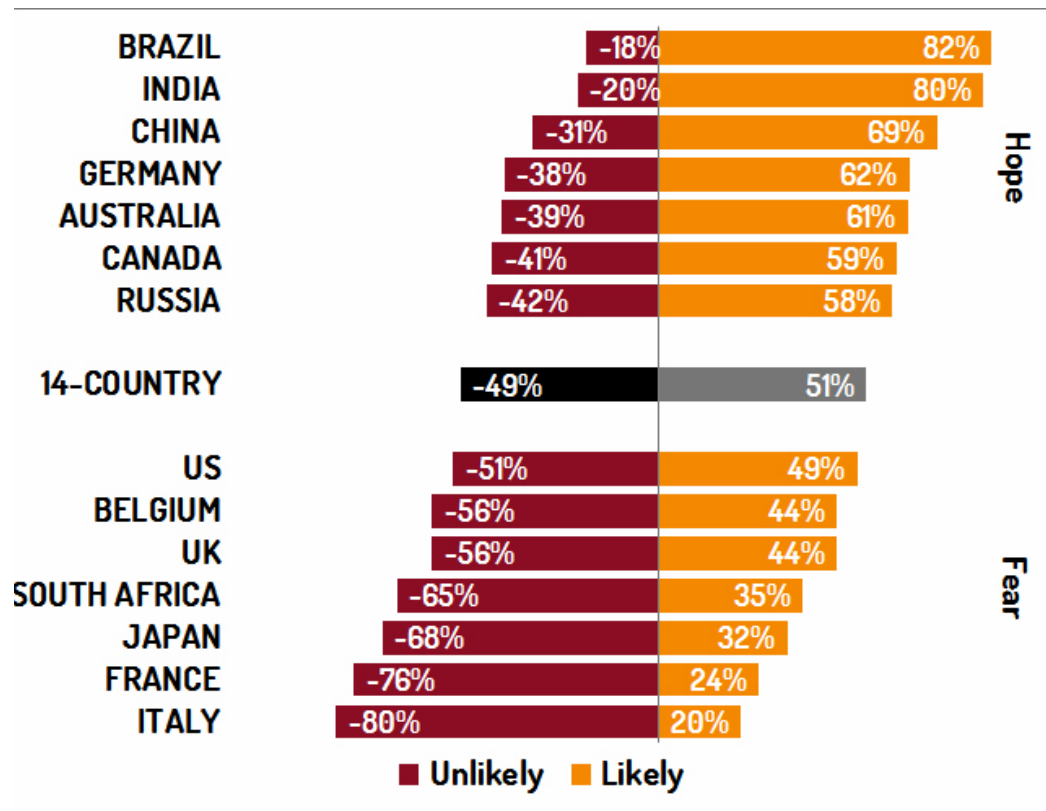
Q11 When thinking about the next generation, how likely do you think they will find a decent job? Don't know response omitted for ease of presentation, largest don't know response was 3 percent.

Note N=14,006 for 14 country average. Don't know response omitted for ease of presentation, largest don't know response was 3 percent.

“When people increasingly fear for the next generation it should be a warning for governments to act.
Sharan Burrow, General Secretary, ITUC”

Half the worlds' population don't think the next generation will find a decent job.

Chart 12: Will next generation find a decent job?



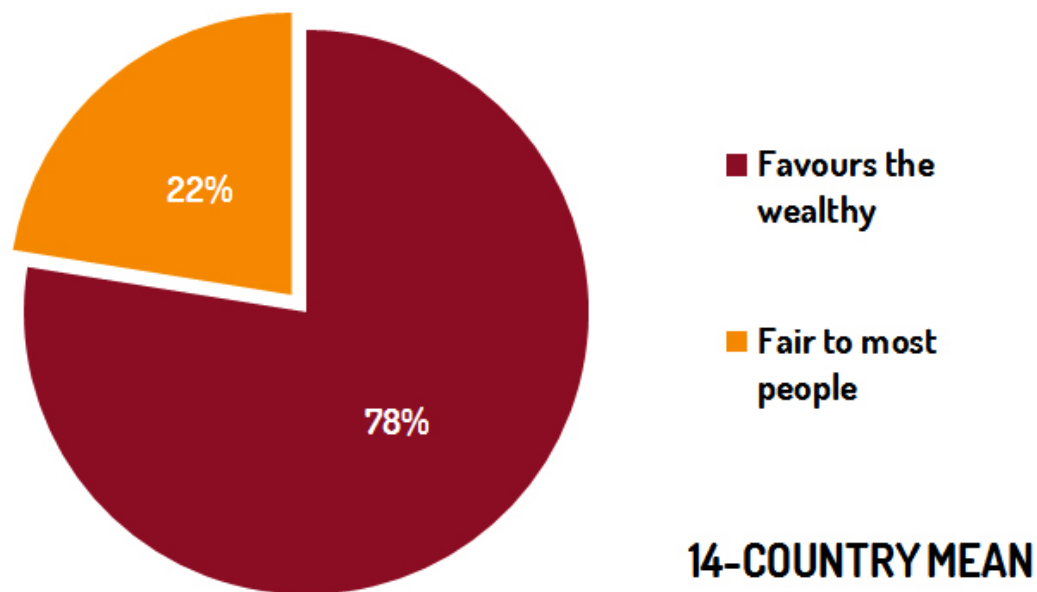
Fear of the next generation failing to find a decent job is spread across four continents.

Question

Q11. When thinking about the next generation, how likely do you think they will find a decent job?

Note N=14,006 for 14 country average; N is about 1000 for each individual country.

Chart 13: Economic system favours the wealthy



Question

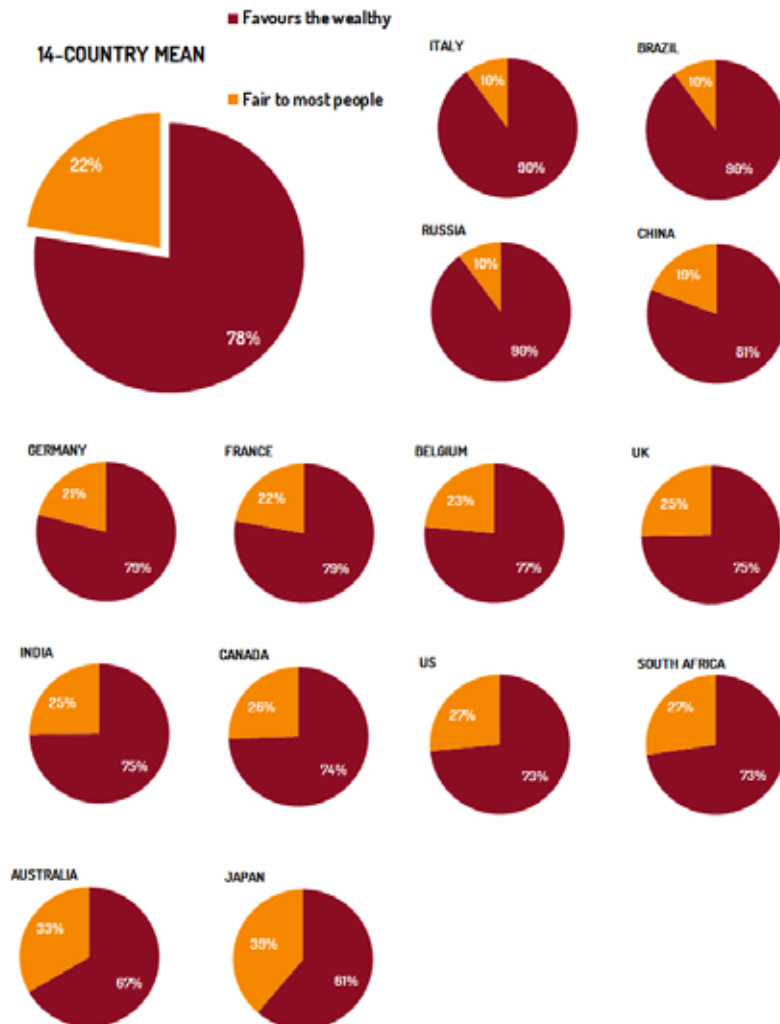
Q14. Do you think the (Nationality) economic system generally favours the wealth or is it fair to most people of (our country)?

Note N=14,006 for 14 country average. Don't know response omitted for ease of presentation, largest don't know response was 2 percent.

“With the majority of the world's poor now living in middle income countries it's clear that the advantages of growth are not trickling down to those that need it most.
John Evans, General Secretary, TUAC”

More than three quarters of respondents think the economic system favours the wealthy.

Chart 14: Economic system favours the wealthy



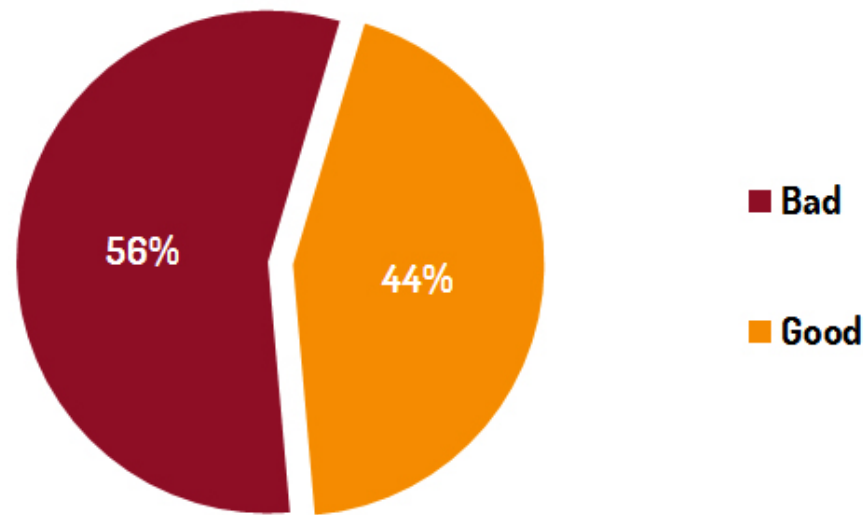
In every country majorities believe the economic system favours the wealthy.

Question

Q14. Do you think the (Nationality) economic system generally favours the wealthy or is it fair to most people of (our country?)

Note N=14,006 for 14 country average; N is about 1000 for each individual country. Don't know response omitted for ease of presentation, largest don't know response was 2 percent.

Chart 15: Describe the economic situation of your country



14-COUNTRY MEAN

Question

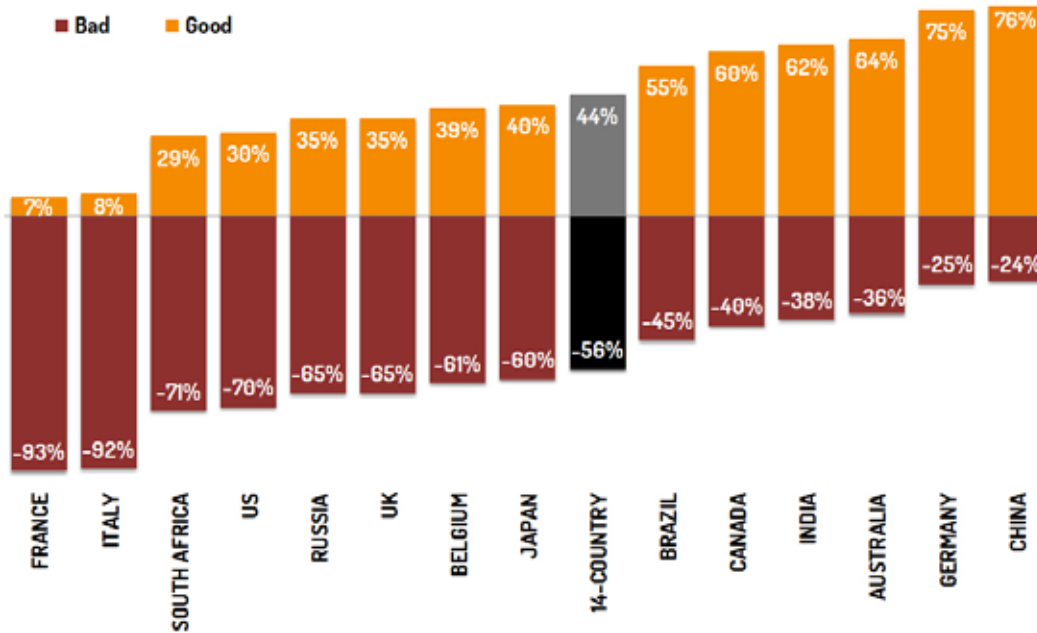
Q2 Thinking about our economic situation, how would you describe the current economic situation in (country) – is it very good, somewhat good, somewhat bad or very bad?

Note N=14,006 for 14 country average. Don't know response omitted for ease of presentation, largest don't know response was 1 percent.

“People’s optimism, particularly in Europe, has been smashed by the policies of austerity.
Michael Sommer, President, DGB and ITUC”

56 percent of people think the economic situation in their country is bad.

Chart 16: Describe the economic situation of your country



“The policies of austerity in Europe and the resulting low global growth are now impacting on emerging economies. People are losing hope.
Victor Baez, General Secretary, TUCA”

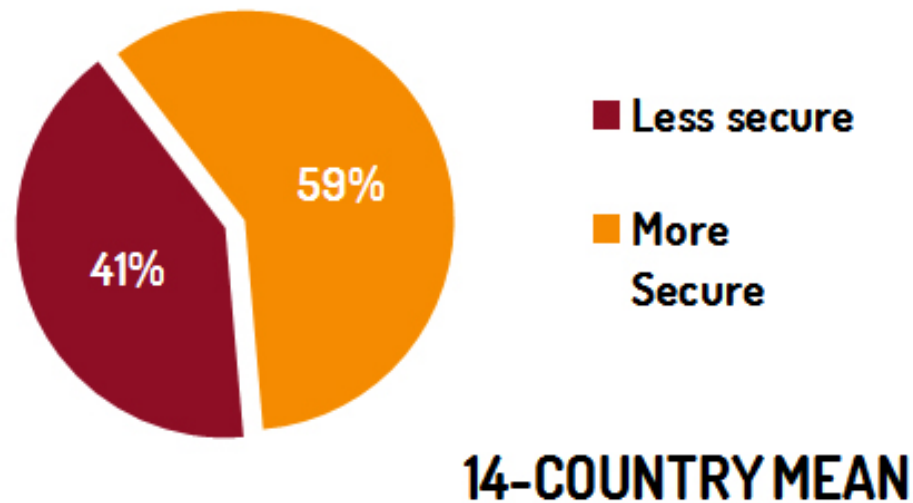
Question

Q2 Thinking about our economic situation, how would you describe the current economic situation in (country) – is it very good, somewhat good, somewhat bad or very bad?

Note N=14,006 for 14 country average. N is about 1000 for each individual country. Don't know response omitted for ease of presentation, largest don't know response was 1 percent.

The majority of countries in the ITUC Global poll think the economic situation in their country is bad.

Chart 17: Own job not safe



“Precarious work is an increasing threat for workers in Asia and the Pacific and in particular for women and young people.
Noriyuki Suzuki, General Secretary, ITUC-Asia Pacific”

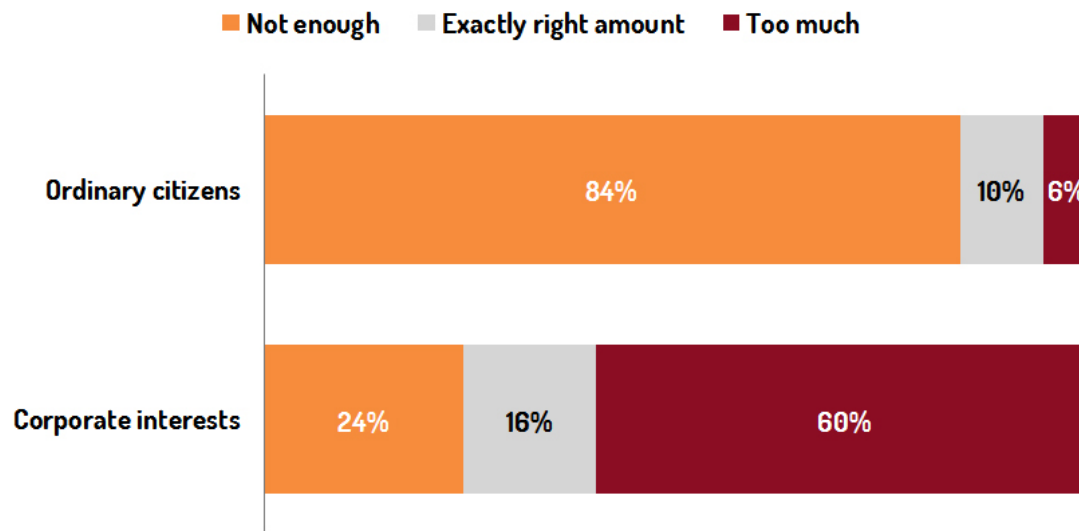
Question

Q10 In the next two years do you expect your own job to be much more secure, somewhat more, somewhat less, much less.

Note N=14,006 for 14 country average. Don't know response (32%) omitted for ease of presentation.

41 percent of current workers expect their job to be less secure in the next two years.

Chart 18: The system is stacked against workers



“ People no longer believe governments act to protect workers. Building workers power is essential to change a system stacked against workers.

Sharan Burrow, General Secretary, ITUC ”

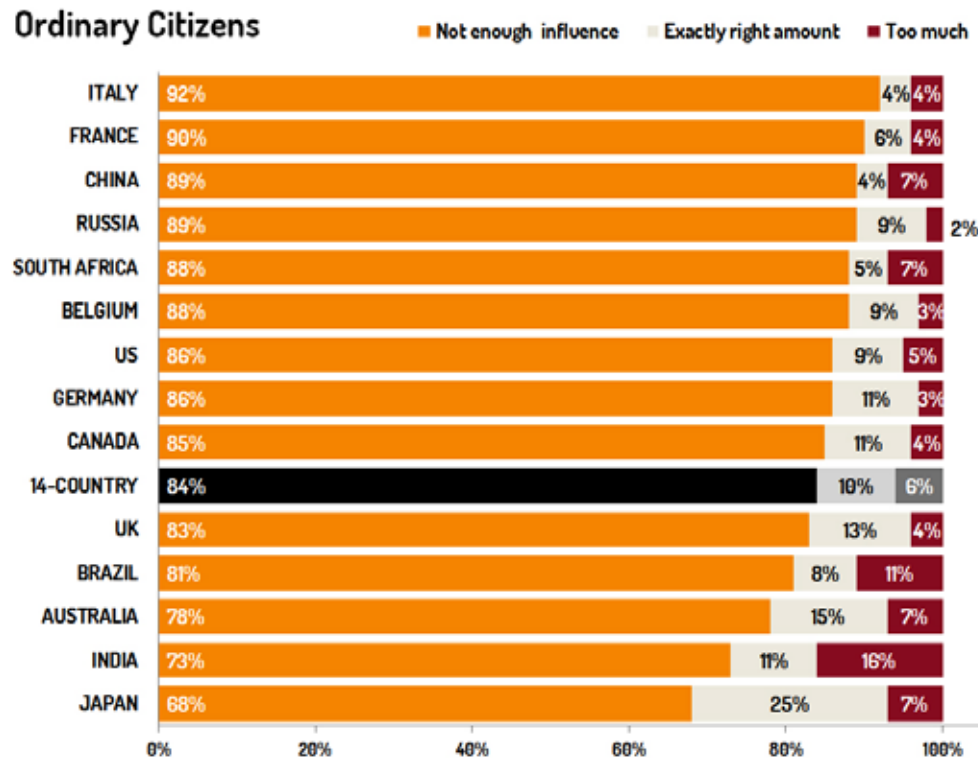
Question

Q15 In your view, how much influence do the following people and organisations have on setting the rules for the economy.

Note N=14,006 for 14 country average. Don't know response omitted for ease of presentation, largest don't know response was 4 percent.

84 percent of people don't think citizens have enough power.

Chart 19: Ordinary Citizens



Question

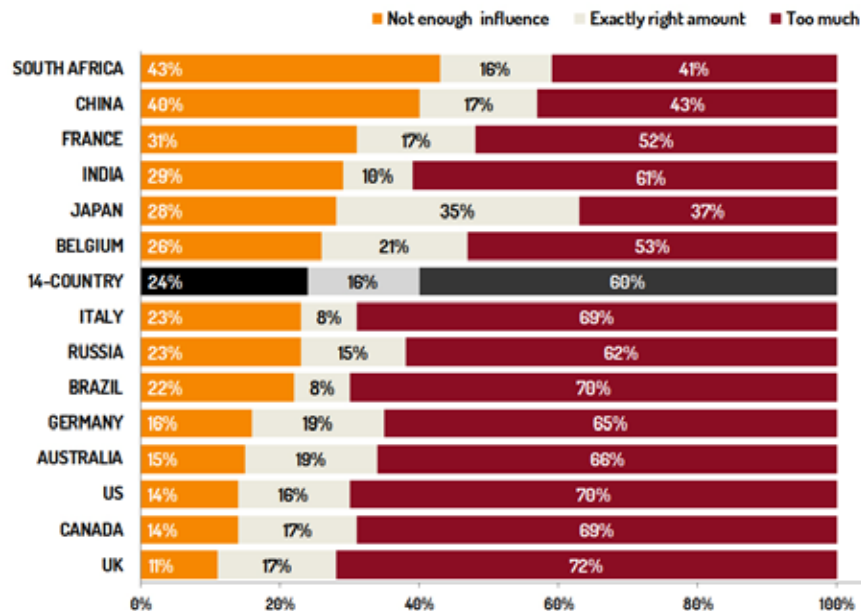
Q15 In your view, how much influence do the following people and organisations have on setting the rules for the economy.

Note N=14,006 for 14 country average. N is about 1000 for each individual country. Don't know response omitted for ease of presentation, largest don't know response was 4 percent.

“An imbalance of power is ultimately a threat to democracy.
Michael Sommer, President, DGB and ITUC”

The overwhelming majority of citizens in every country do not believe they have enough power.

Chart 20: Corporate Interests



“Corporate power and greed is decimating the democratic cultures our people have struggled for, denying land rights to indigenous peoples and driving inequality.

Victor Baez, General Secretary, TUCA”

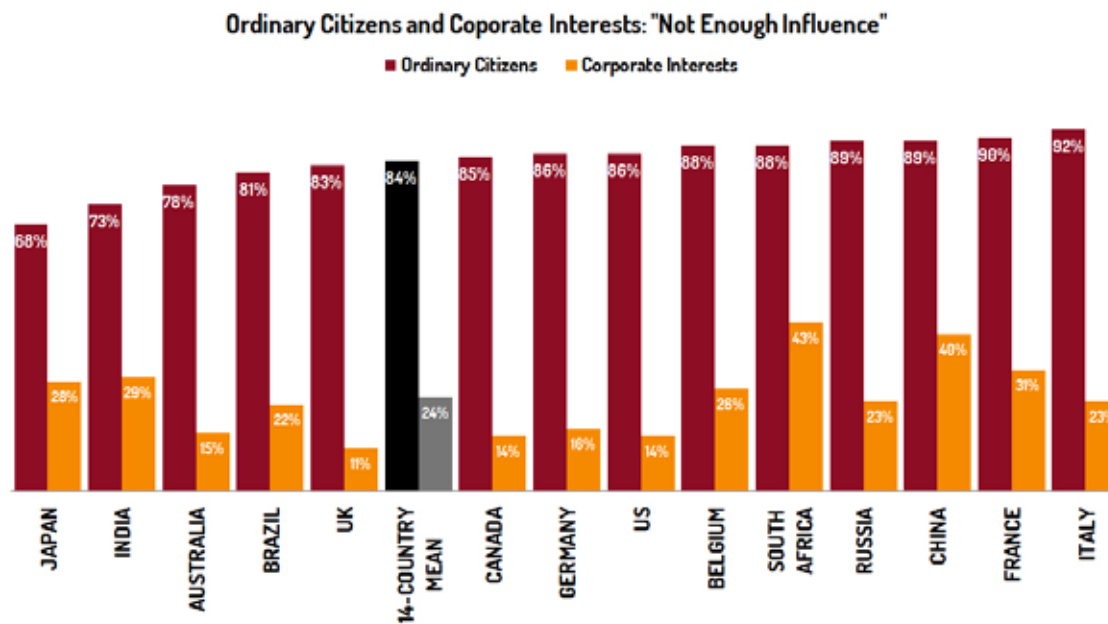
Question

Q15 In your view, how much influence do the following people and organisations have on setting the rules for the economy.

Note N=14,006 for 14 country average. N is about 1000 for each individual country. Don't know response omitted for ease of presentation, largest don't know response was 4 percent.

There is global consensus that corporations have too much power.

Chart 21: Ordinary Citizens and Corporate Interest:
not enough influence



“Employers don’t share their wealth. If you can’t bargain you can’t get a decent wage. It feels like an economic dictatorship.”

Christina, a worker from Spain

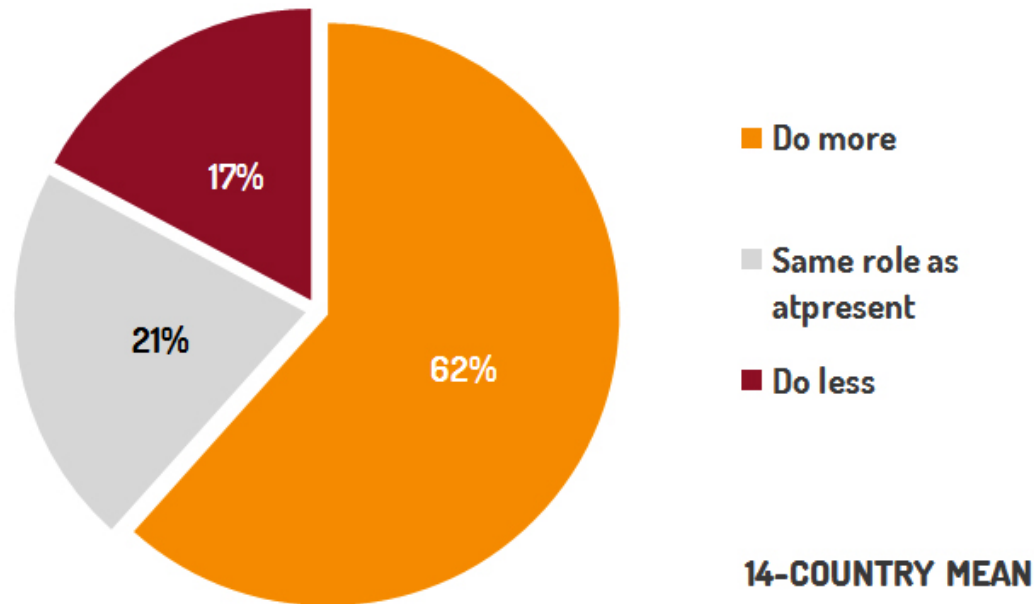
Question

Q15 In your view, how much influence do the following people and organisations have on setting the rules for the economy.

Note N=14,006 for 14 country average. N is about 1000 for each individual country. Don't know response omitted for ease of presentation, largest don't know response was 4 percent.

The economic system is stacked against workers.

Chart 22: Taming corporate power



Question

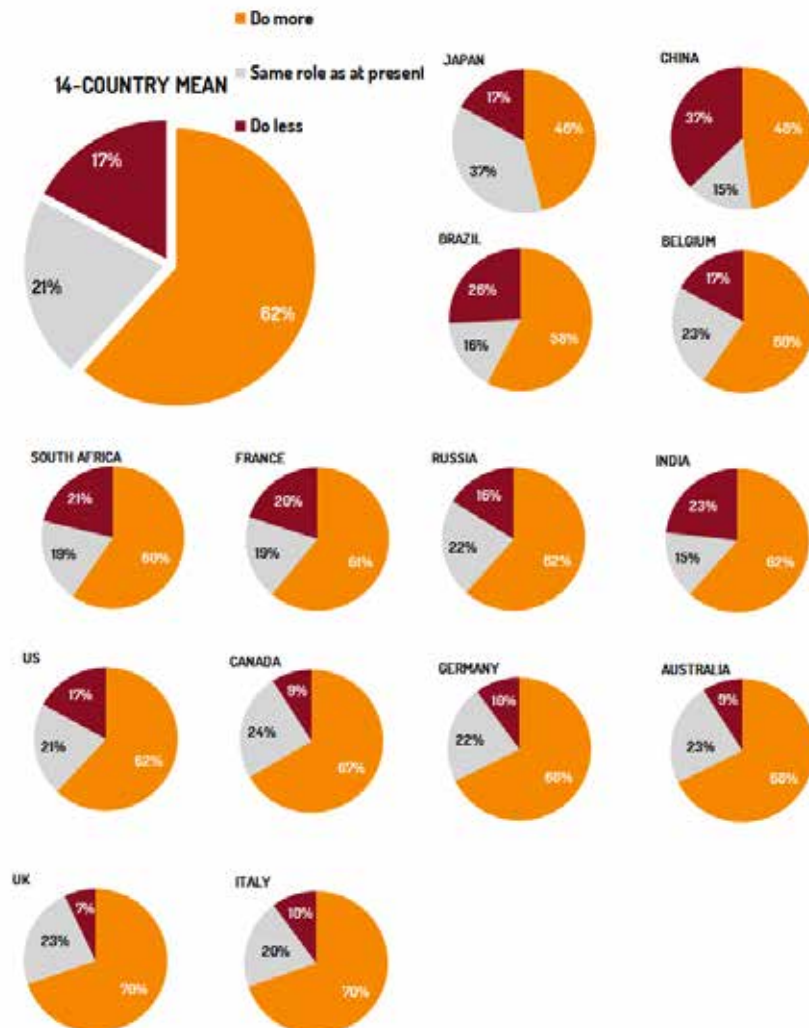
Q13 In your view should the NATIONALITY government do more or less in each of the following areas?

Note N=14,006 for 14 country average. Don't know response omitted for ease of presentation, largest don't know response was 2 percent.

“ Big business and big finance must be tamed or democratically elected governments risk becoming mere puppets in economic and social decisions.
Sharan Burrow, General Secretary, ITUC ”

Nearly two thirds of people think governments should do more to tame corporate power.

Chart 23: Taming corporate power



“Working people in Africa, who have struggled for independence and democracy are still facing devastating unemployment and poverty. People feel increasingly powerless as governments bow to corporate interests.
Kwasi Adu-Amankwah, General Secretary, ITUC-Africa”

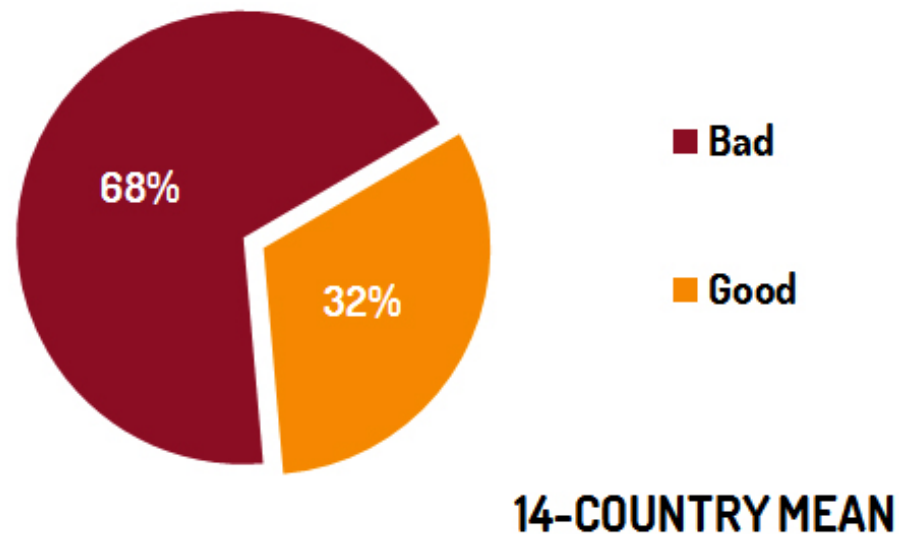
Question

Q13 In your view should the NATIONALITY government do more or less in each of the following areas?

Note N=14,006 for 14 country average. N is about 1000 for each individual country. Don't know response omitted for ease of presentation, largest don't know response was 2 percent.

There is universal support for governments to do more to tame corporate power.

Chart 24: Government bad at tackling unemployment



Question

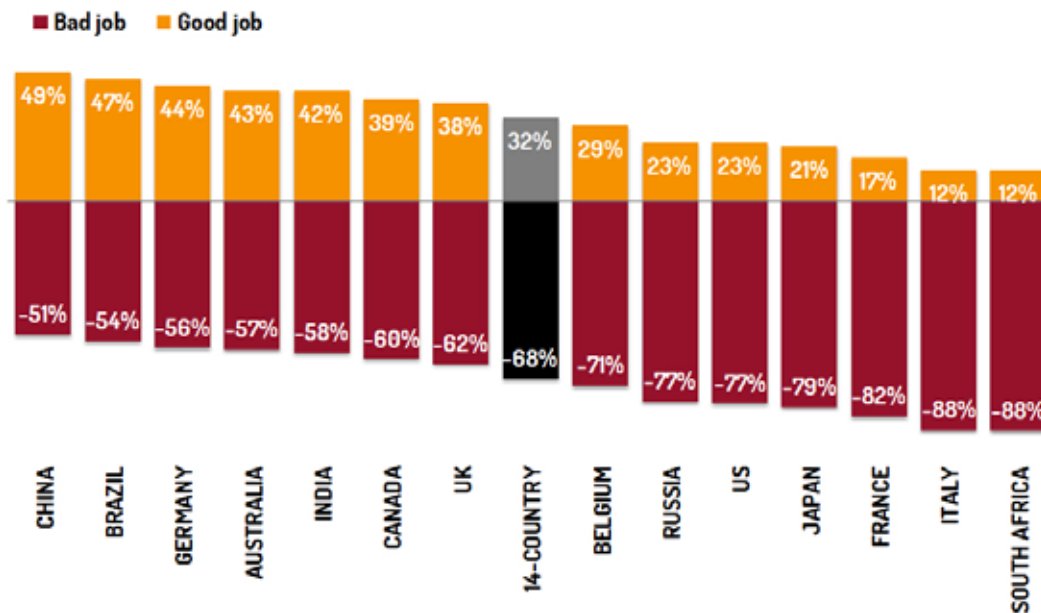
Q5 Overall, do you think your government is doing a good or a bad job at tackling unemployment?

Note N=14,006 for 14 country average. Don't know response omitted for ease of presentation, largest don't know response was 4 percent.

“ Full employment and decent work must be at the centre of government concerns.
Michael Sommer, President DGB and ITUC ”

Two thirds of people think governments are failing to tackle unemployment.

Chart 25: Government bad at tackling unemployment



Question

Q5 Overall, do you think your government is doing a good or a bad job at tackling unemployment?

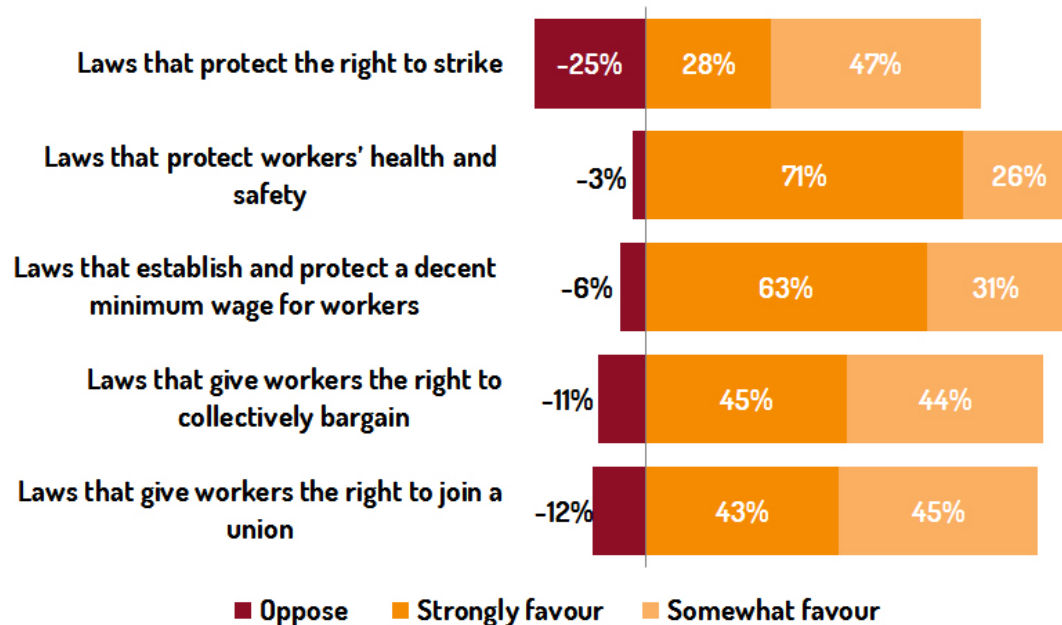
Note N=14,006 for 14 country average. N is about 1000 for each individual country. Don't know response omitted for ease of presentation, largest don't know response was 4 percent.

“ The government have chosen a policy, but it is not a good solution to the economic crisis. The rich are getting richer and there is no middle class. People have lost belief in the government.

Ana Luisa, a worker from Portugal ”

In every country the majority of people think governments are doing a bad job tackling unemployment.

Chart 26: Laws that protect workers



“ Our welfare, for which we fought, gradually withers, and the same applies to our democracy.
Francelina, a worker from Portugal ”

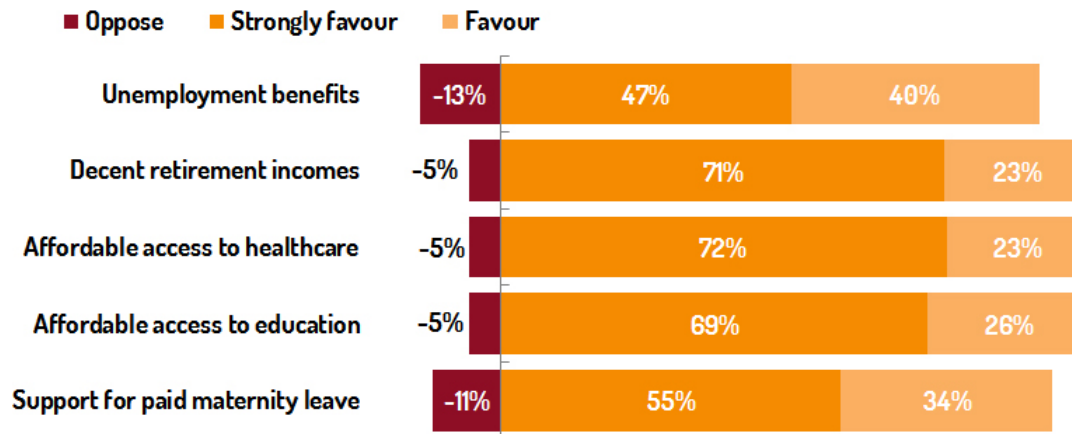
Question

Q7 Could you please tell me if you strongly favour, somewhat favour, somewhat oppose or strongly oppose each of the following laws? Laws that protect the right to strike, Laws that establish and protect a decent minimum wage for workers, Laws that give workers the right to collective bargain, so they can join together to get fairer wages and labour conditions, Laws that give workers the right to join a union.

Note N=14,006 for 14 country average. Don't know response omitted for ease of presentation, largest don't know response was 0 percent.

The vast majority of people support labour laws, including the right to strike.

Chart 27: Social protection policies



Question

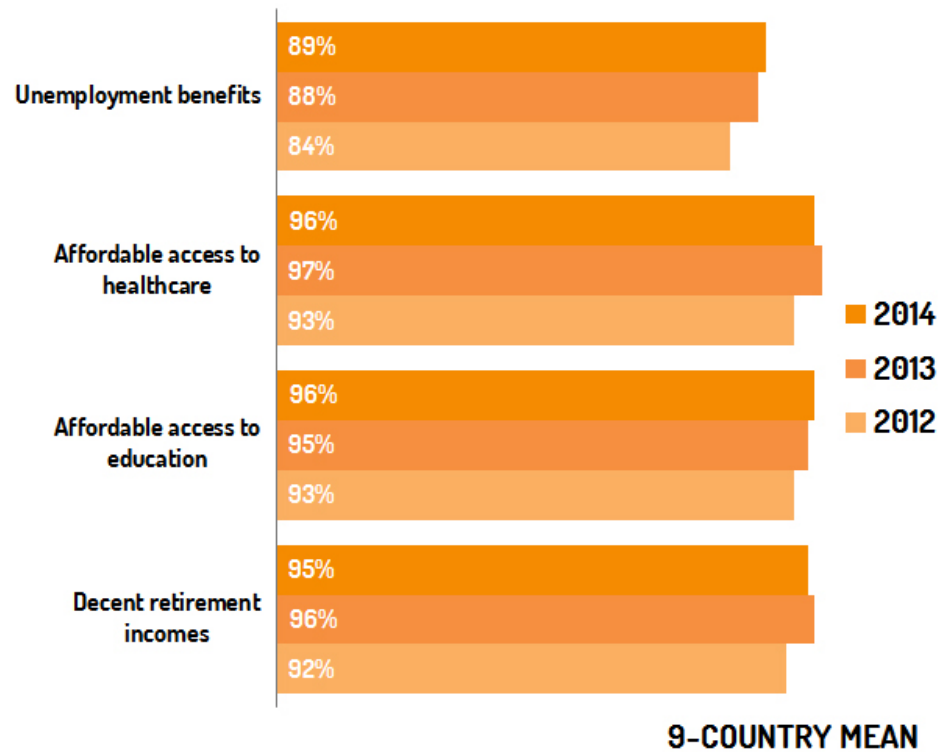
Q8 Would you strongly favour, somewhat favour, somewhat oppose or strongly oppose the government working on providing workers with each of the following items? Unemployment benefits, decent retirement incomes, affordable access to health care, affordable access to education, Support for paid maternity leave.

Note N=14,006 for 14 country average. Don't know response omitted for ease of presentation, largest don't know response was 0 percent.

“Universal social protection in Africa would provide dignity and hope. It's affordable and it is an essential pillar of social justice.
Kwasi Adu-Amankwah, General Secretary, ITUC-Africa”

87 percent and above support essential social protection measures.

Chart 28: Social protection policies: trend data



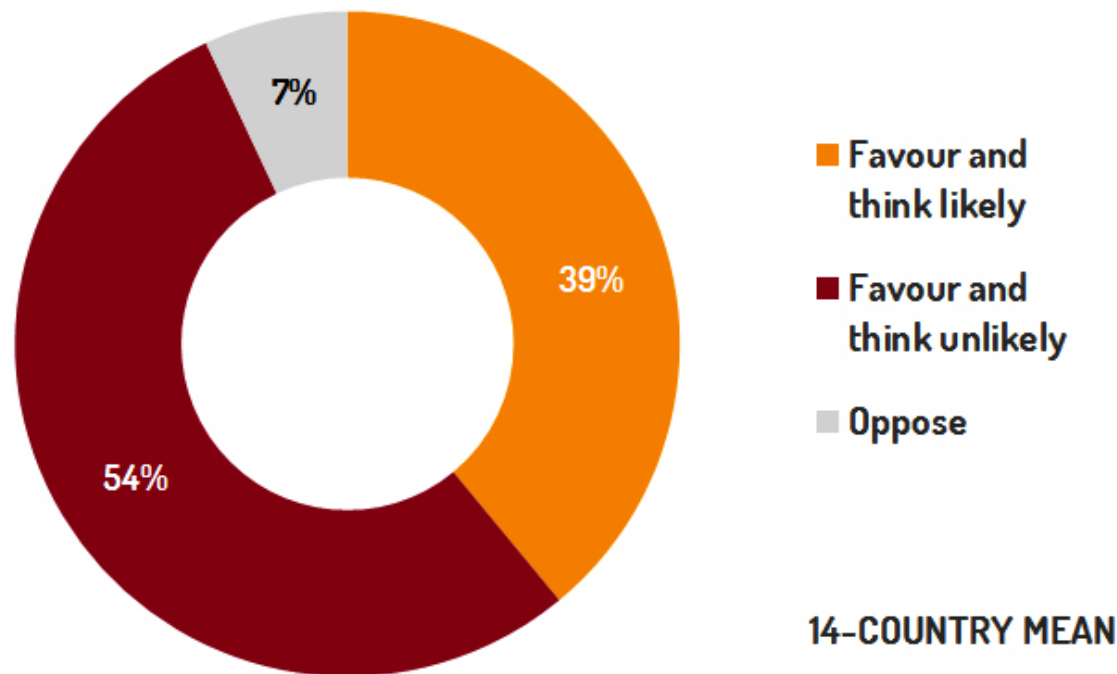
There is growing support for social protection measures.

Question

Q7 Would you strongly favour, somewhat favour, somewhat oppose or strongly oppose the government working on providing workers with each of the following items? Unemployment benefits, decent retirement income, affordable access to health care, affordable access to education

Note: Trend graphs include data from the 9 countries repeated in the ITUC Global Poll in 2012, 2013 and 2014; Belgium, Brazil, Canada, France, Germany, Japan, South Africa, the United Kingdom and the United States. N is about 1,000 for each individual country, for each year. Don't know response omitted for ease of presentation largest don't know response was 0 percent.

Chart 29: Respecting workers' rights throughout the entire production chain



“The model of exploitation dominating the global supply chains is impoverishing workers and is not sustainable.
Wellington Chibebe, Deputy General Secretary, ITUC”

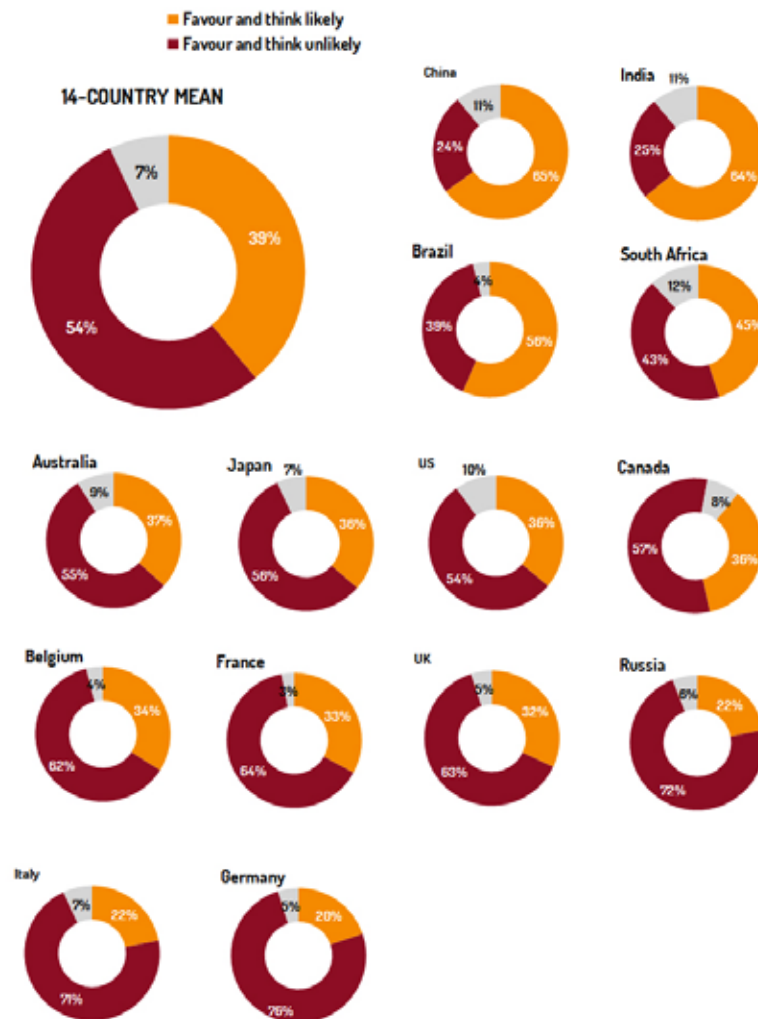
Question

Graphs constructed from two questions: Q16 Many companies have promised that they will respect workers' rights throughout the entire production chain, no matter where their products are being produced. Do you favour or oppose this promise? And Q17 How likely is it that these companies will deliver on their promise?

Note N=14,006 for 14 country average. Don't know response omitted for ease of presentation largest don't know response was 5 percent.

Three quarters of people don't trust companies to do the right thing.

Chart 30: Respecting workers' rights throughout the entire production chain



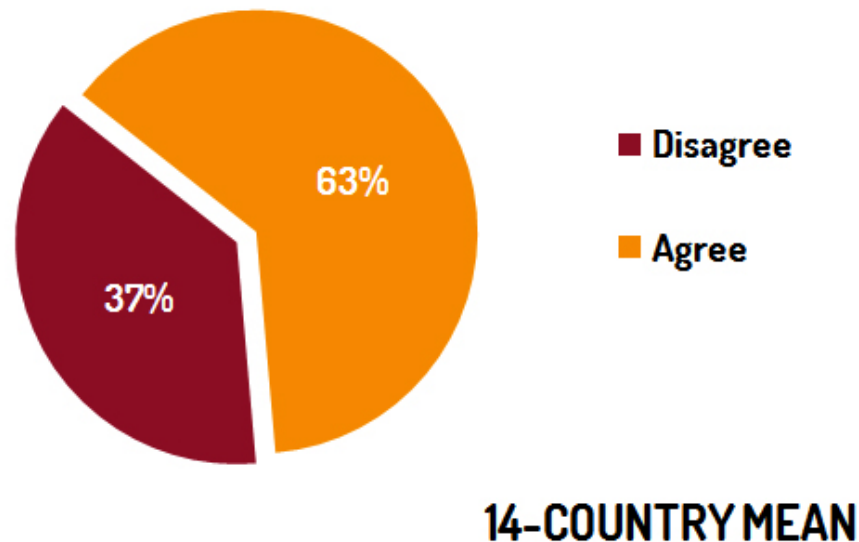
Only three countries trust companies to respect worker' rights.

Question

Graphs constructed from two questions: Q16 Many companies have promised that they will respect workers' rights throughout the entire production chain, no matter where their products are being produced. Do you favour or oppose this promise? AND Q17 How likely is it that these companies will deliver on their promise?

Note N=14,006 for 14 country average; N is about 1000 for each individual country. Don't know response omitted for ease of presentation largest don't know response was 5 percent.

Chart 31: Workplaces with unions have better wages, conditions and safety



“ The overwhelming majority of people respect the role of trade unions. Our priority is to organise so workers can realise workplace justice and democratic power.
Sharan Burrow, General Secretary, ITUC ”

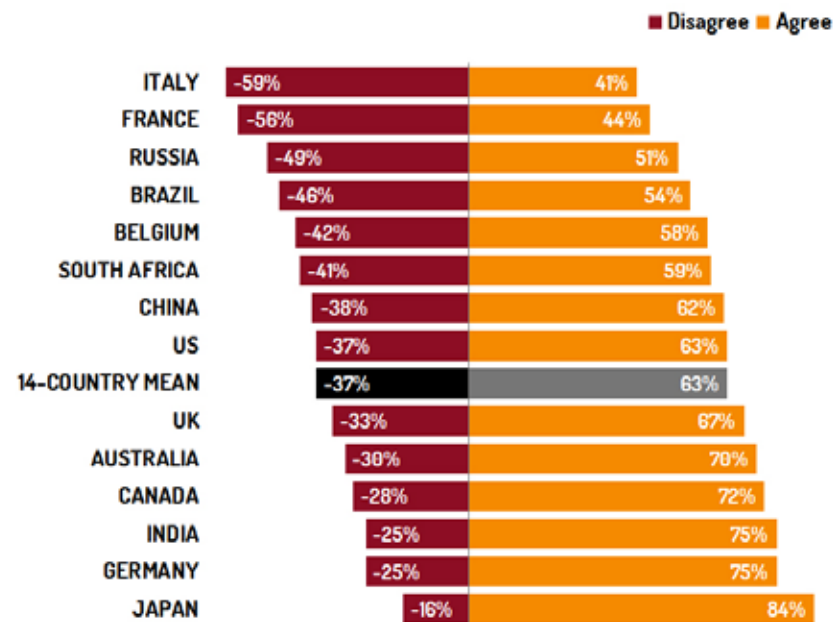
Question

Q6 Do you agree or disagree with the following statement?
Workplaces that have a union representing workers provide better wages, conditions and health and safety for workers.

Note N=14,006 for 14 country average. Don't know response omitted for ease of presentation largest don't know response was 5 percent.

Almost two thirds of people think unions are better for workplaces.

Chart 32: Workplaces with unions have better wages, conditions and safety



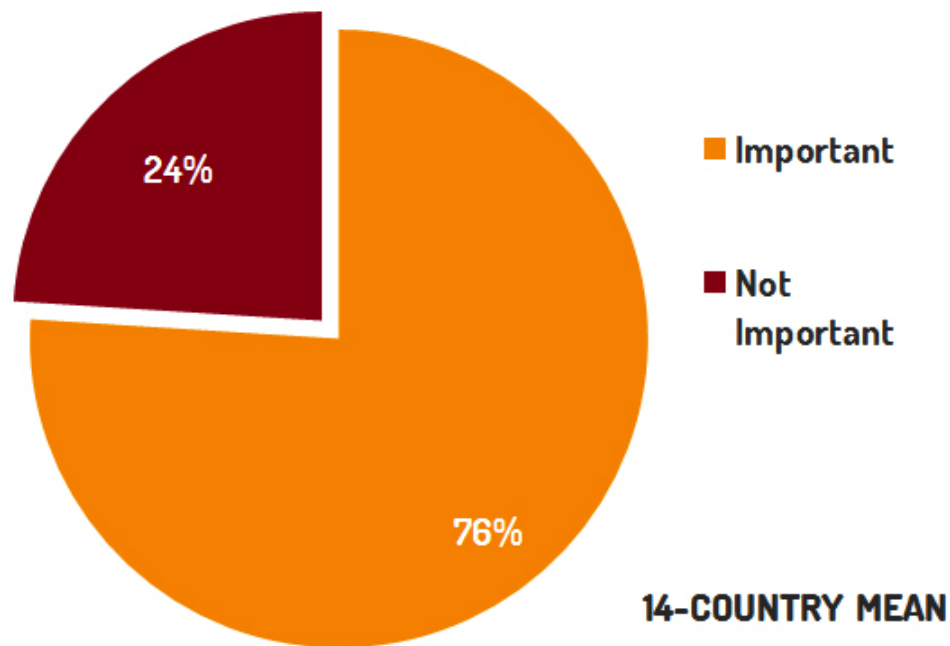
“ I took part in a strike after they started saying our jobs would be cut. Every day there were threats of dismissals. And there was no other way, we had to strike.
Ivan, a worker from Buglaria ”

Question

Q6 Do you agree or disagree with the following statement?
 Workplaces that have a union representing workers provide better wages, conditions and health and safety for workers.

*Note N=14,006 for 14 country average; N is about 1000 for each individual country.
 Don't know response omitted for ease of presentation largest don't know response was 5 percent.*

Chart 33: Unions play active role in society



“ The collective voice of workers, united under the ITUC, is essential to realise inclusive, just societies through political mobilisation.

Noriyuki Suzuki, General Secretary, ITUC-Asia Pacific ”

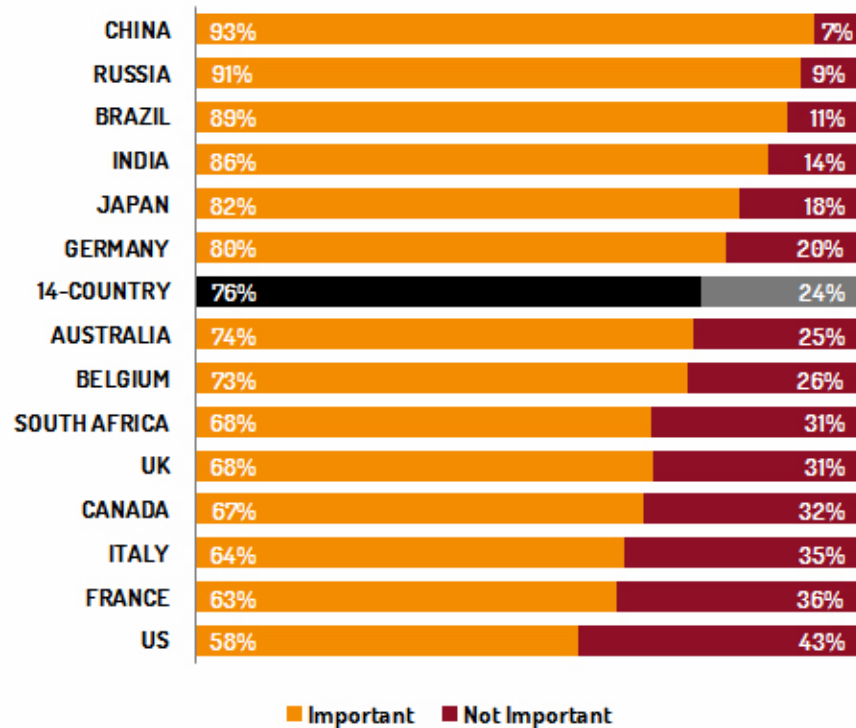
Question

Q19 In your view, how important is it to have unions playing an active role in society?

Note N=14,006 for 14 country average. Don't know response omitted for ease of presentation largest don't know response was 4 percent.

Three in four think unions play an active role in society.

Chart 34: Unions play active role in society



“Unions are the frontline in the struggles for democracy and social justice.
Wellington Chibebe, Deputy General Secretary, ITUC”

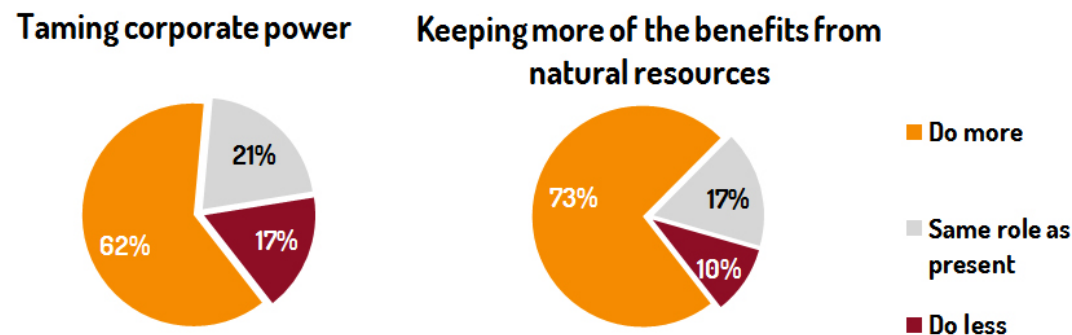
Question

Q19 In your view, how important is it to have unions playing an active role in society?

Note N=14,006 for 14 country average; N is about 1000 for each individual country. Don't know response omitted for ease of presentation largest don't know response was 4 percent.

There is universal support for the important role unions play in society.

Chart 35: Taming corporate power



“Corporate power must be moderated. Governments need to act to ensure that collective bargaining is respected and that companies pay their fair share in the countries in which they reap their profits.
Michael Sommer, President, DGB and ITUC”

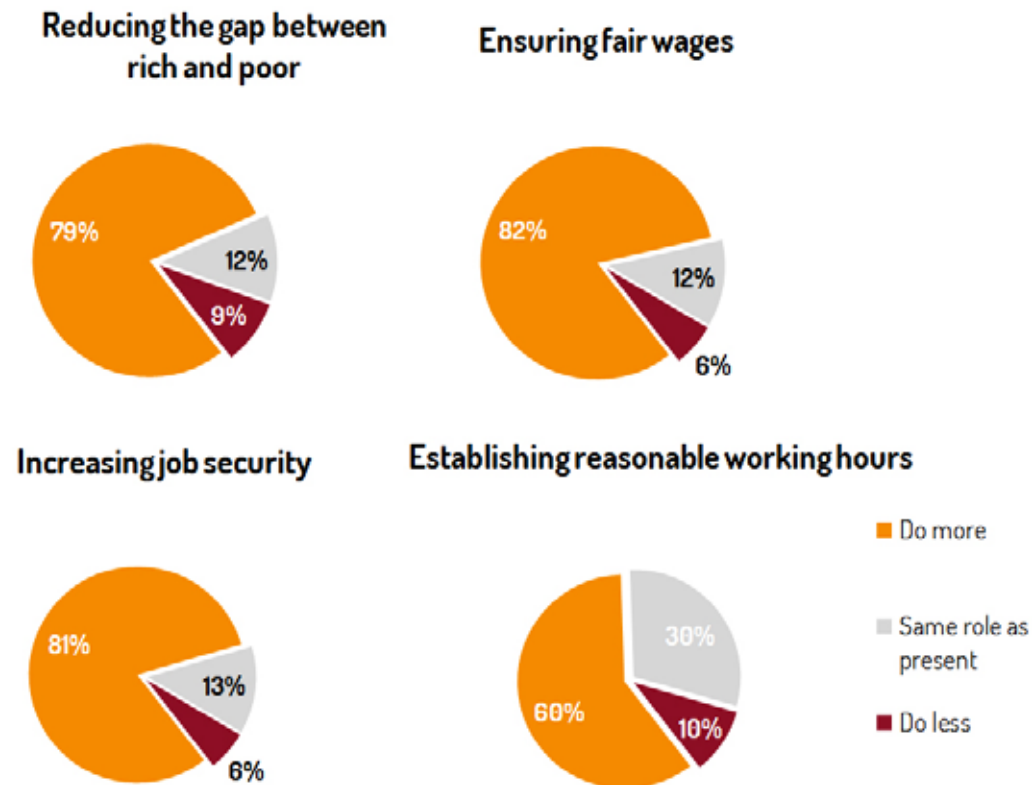
Question

Q13 In your view, should (NAME OF COUNTRY) government do more or do less in each of the following areas? Taming corporate power, keeping more of the benefits from the (COUNTRY NAME) natural resources.

Note N=14,006 for 14 country average. Don't know response omitted for ease of presentation largest don't know response was 2 percent.

Companies are on notice, people want an activist approach from governments to tame corporate power and put something back in to countries.

Chart 36: Jobs, wages and working conditions



“ People are fighting back. They want a more activist approach from their governments to reduce the gap between rich and poor, ensure fair wages, reasonable working hours and increase job security.

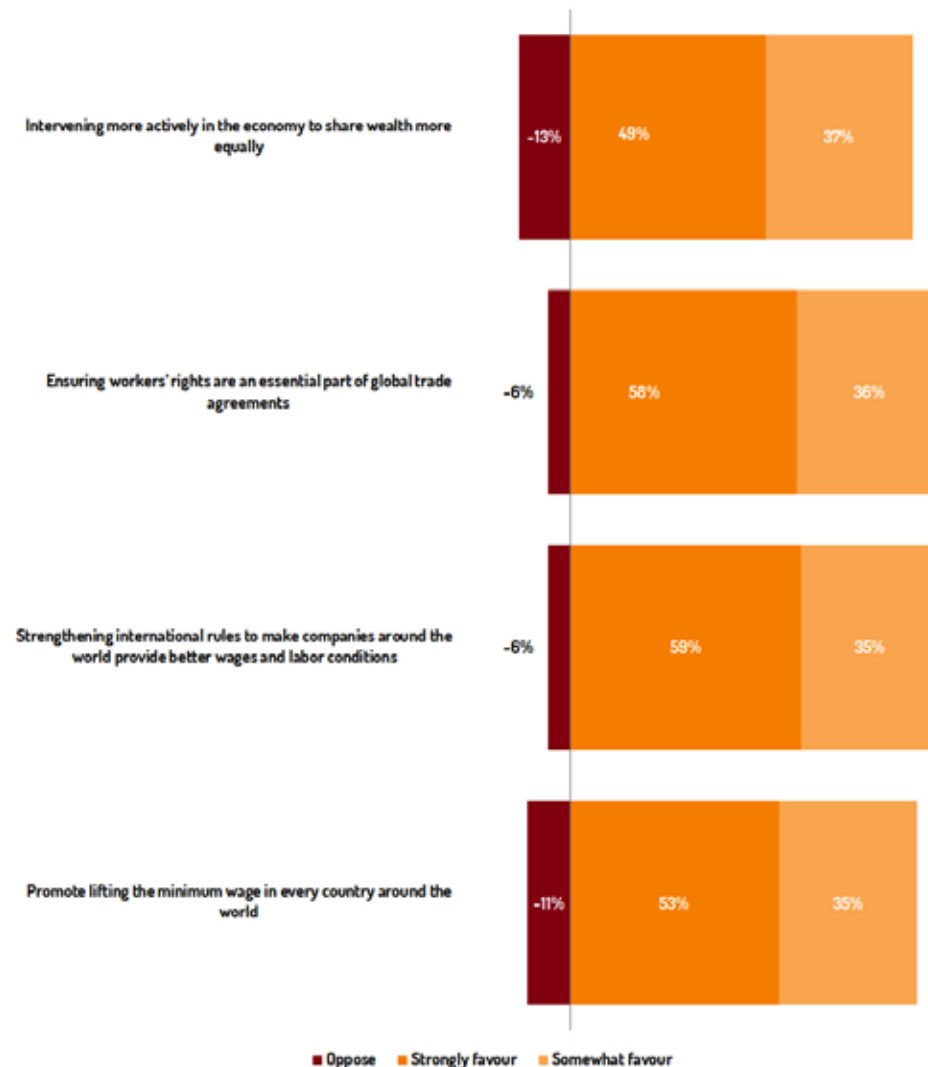
Jaap Wienen, Deputy General Secretary, ITUC ”

Question

Q13 In your view, should (NAME OF COUNTRY) government do more or do less in each of the following areas? Reducing the gap between the rich and the poor, ensuring fair wages, increasing job security, establishing reasonable working hours

Note N=14,006 for 14 country average; N is about 1000 for each individual country. Don't know response omitted for ease of presentation largest don't know response was 2 percent.

Chart 37: International action



“ The global economy needs coordinated action to raise living standards around the world.

John Evans, General Secretary, TUAC ”

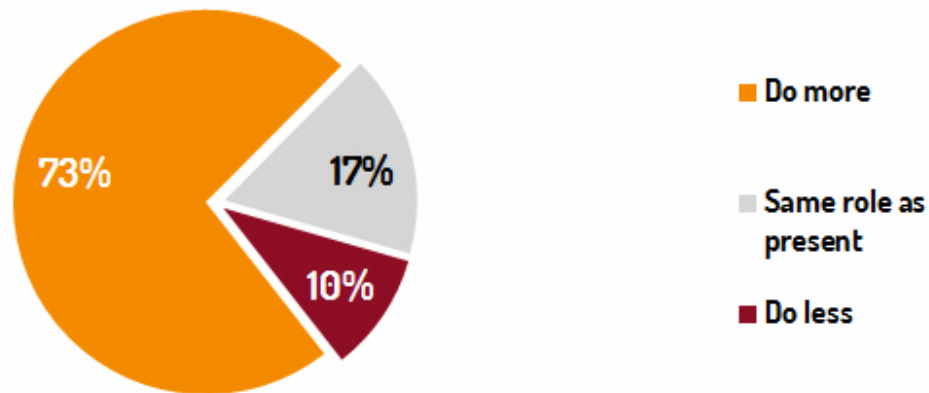
Question

Q18 The gap between rich and poor is growing in most countries around the world. Here are some actions national governments around the world could take to solve this problem. Do you strongly favour, somewhat favour, somewhat oppose or strongly oppose each these actions? Promote lifting the minimum wage in every country around the world, strengthening international rules to make companies around the world provide better wages and labour conditions, ensuring workers' rights are an essential part of global trade agreements, intervening more actively in the economy to share wealth more equally

Note N=14,006 for 14 country average. Don't know response omitted for ease of presentation largest don't know response was 2 percent.

Chart 38: Dealing with climate change

Limiting pollution that is causing climate change



Question

Q13 In your view, should (NAME OF COUNTRY) government do more or do less in each of the following areas? Dealing with climate change

Note N=14,006 for 14 country average. Don't know response omitted for ease of presentation largest don't know response was 1 percent.

“There are no jobs on a dead planet. An ambitious global agreement and industrial transformation with just transition measures are central to climate justice.
Sharan Burrow, General Secretary, ITUC”

Nearly three quarters of people want action on climate change.

These conclusions are based on the 2014 International Trade Union Confederation Global Poll.

This poll, commissioned by the International Trade Union Confederation (ITUC), is the third of its kind, after the 2012 and 2013 studies.

The project covers the adult (18 years and over) populations of Australia, Belgium, Brazil, Canada, China, France, Germany, India, Italy, Japan, Russia, South Africa, the United Kingdom and the United States.

In each country, approximately 1,000 respondents were interviewed, yielding a grand total of 14,006 respondents. All interviews were conducted online.

The sample in each country has been selected by quotas to reflect national proportions in terms of age, gender and region.

SPSS software and Microsoft Excel were used to analyse and present the data.

This project was conducted in compliance with AS: ISO20252 guidelines.

The findings of this study represent the opinions of more than 3.7 billion people, or, according to UN estimates, about 53 percent of the world population.

Essential Media Communications and Anker Solutions were responsible for questionnaire design, analysis and report writing.

TNS Opinion carried out the fieldwork between 8-19 January, 2014.

For more information contact: Gemma Swart on +32 479 06 41 63 or gemma.swart@ituc-csi.org or go to www.ituc-csi.org



EMC and Essential Research, was responsible for question design and project management.



Anker Solutions was responsible for analysis and report writing.



TNS opinion

TNS Opinion, coordinated the field work with reputable local partners in each of the countries involved.